



Memorandum

AGENDA ITEM 5

DATE: May 20, 2026
TO: Transportation Authority Board
FROM: Cynthia Fong - Deputy Director for Finance and Administration
SUBJECT: 06/23/2026 Board Meeting: Internal Accounting Report, Investment Report, and Debt Expenditure Report for the Nine Months Ending March 31, 2026

<p>RECOMMENDATION <input checked="" type="checkbox"/> Information <input type="checkbox"/> Action</p> <p>None. This is an information item.</p> <p>SUMMARY</p> <p>The purpose of this memorandum is to provide the nine-month internal accounting report, investment report, and debt expenditure report for the Fiscal Year (FY) 2025/26 nine-month period ending March 31, 2026.</p>	<p><input type="checkbox"/> Fund Allocation</p> <p><input type="checkbox"/> Fund Programming</p> <p><input type="checkbox"/> Policy/Legislation</p> <p><input type="checkbox"/> Plan/Study</p> <p><input type="checkbox"/> Capital Project Oversight/Delivery</p> <p><input checked="" type="checkbox"/> Budget/Finance</p> <p><input type="checkbox"/> Contract/Agreement</p> <p><input type="checkbox"/> Other: _____</p>
--	---

BACKGROUND

Our Fiscal Policy (Resolution 24-48) establishes an annual audit requirement and directs staff to report to the Board the agency’s actual expenditures in comparison to the approved budget, on at least a quarterly basis. The Investment Policy (Resolution 26-09) directs a review of portfolio compliance with the Investment Policy in conjunction with, and in the context of, the quarterly expenditure and budgetary report.

Internal Accounting Report. Using the format of our annual financial statements for governmental funds, the Internal Accounting Report includes a “Balance Sheet” (Attachment 1) and a “Statement of Revenues, Expenditures, and Changes in Fund Balances, with Budget Comparison” (Attachment 2). In Attachment 2, the last two columns show the prorated adopted budget values and the variance of revenues and expenditures as compared to the prorated adopted budget. For the nine months



ending March 31, 2026, the numbers in the prorated amended budget column are three-quarters of the total amended budget for FY 2025/26, including the Treasure Island Mobility Management Agency. Although sales tax, vehicle registration fee, and Traffic Congestion Mitigation Tax (TNC Tax) Program revenue estimates are included, the Internal Accounting Report does not include: the Governmental Accounting Standards Board Statement Number 34 adjustments, and the other accruals that are done at fiscal year-end. The Balance Sheet values, as of March 31, 2026, are used as the basis for the Investment Policy compliance review.

Investment Report. Our investment policies and practices are subject to, and limited by, applicable provisions of state law and prudent money management principles. All investable funds are invested in accordance with the Investment Policy and applicable provisions of California Government Code, *Section 53600 et seq.* Any investment of bond proceeds will be further restricted by the provisions of relevant bond documents.

We observe the “Prudent Investor” standard, as stated in California Government Code, *Section 53600.3*, applied in the context of managing an overall portfolio. Investments are to be made with care, skill, prudence, and diligence, taking into account the prevailing circumstances, including, but not limited to, general economic conditions, our anticipated needs, and other relevant factors that a prudent person of a like character and purpose, acting in a fiduciary capacity and familiar with those matters, would use in the stewardship of funds.

The primary objectives for the investment activities, in order of priority, are:

- 1) **Safety.** Safety of the principal is the foremost objective of the investment program. Investments will be undertaken in a manner that seeks to ensure preservation of the principal of the funds under its control.
- 2) **Liquidity.** The investment portfolio will remain sufficiently liquid to enable us to meet its reasonably anticipated cash flow requirements.
- 3) **Return on Investment.** The investment portfolio will be managed with the objective of attaining a market rate of return throughout budgetary and economic cycles, commensurate with the investment risk parameters and the cash flow characteristics of the portfolio.

Permitted investment instruments are specifically listed in the Investment Policy and include the San Francisco City and County Treasury Pool (Treasury Pool), certificates of deposit, and money market funds.



Balance Sheet Analysis. Attachment 1 presents assets, liabilities, and fund balances, as of March 31, 2026. Cash, deposits, and investments total to \$113.7 million. Other assets total \$104.6 million, which mainly includes \$17.3 million sales tax receivable and \$47.9 million of the program receivables. Liabilities total \$336.0 million, as of March 31, 2026, and mainly includes \$35.1 million in accounts payable, \$33.3 million in accounts payable to the City and County of San Francisco and \$148.8 million in sales tax revenue bond (Series 2017) and \$92.3 million drawdown from the revolving credit loan.

There is \$132.2 million in total fund deficit, which is largely the result of how multi-year programming commitments are accounted for. Future sales tax revenues and grant reimbursements collected will fully fund this difference. This amount included \$46.9 million in restricted fund balance and \$181.8 million in unassigned fund deficit. The unassigned fund deficit reflects grant-funded capital projects that are scheduled to be implemented over the course of several fiscal years. The commitments are multi-year commitments and funded with non-current (future) revenues. In addition, we do not hold nor retain title for the projects constructed or for the vehicles and system improvements purchased within any of our five programs or TIMMA, which can result in a negative position.

Statement of Revenues, Expenditures, and Changes in Fund Balances Analysis.

Attachment 2 compares the prorated budget to actual levels for revenues and expenditures for the nine months (third quarter) of the fiscal year. We earned \$157.6 million in revenues, including \$85.3 million in sales tax revenues, \$3.4 million in vehicle registration fee, \$7.3 million in traffic congestion mitigation tax, \$59.9 million in total program revenues, and \$1.7 million in investment income for the nine months ending March 31, 2026. Total revenue was higher than the prorated budget estimates by \$14.0 million. The variance in program revenues is mainly related to the collection of prior year state grant reimbursements in the current fiscal year for the Hillcrest Road Improvement Project, as well as increased regional grant reimbursements for the Pier E-2 Parking Lot Project, as construction activities are ramping up in FY 2025/26.

As of March 31, 2026, we incurred \$127.8 million of expenditures, including \$21.1 million in debt service interest and fiscal charges for the sales tax revenue bond and the revolving credit loan; \$8.9 million for personnel and non-personnel expenditures; and \$97.8 million of capital project costs. Total expenditures were lower than the prorated budgetary estimates by \$53.8 million. This amount mainly includes a net favorable variance of \$1.6 million for personnel and non-personnel expenditures, a



non-favorable variance in interest and fiscal charges of \$3.4 million, and a favorable variance of \$55.6 million in capital project costs. Personnel expenditures were lower than the prorated budgetary estimates by \$1.1 million due to four staff vacancies. Non-personnel expenditures were lower than prorated budgetary estimates by \$591 thousand due to lower than expected legal fees, timing of audit fees payments, equipment and software maintenance cost anticipated to incur in the last quarter of the fiscal year. The favorable variance of \$55.6 million in capital project costs is mainly due to costs (reimbursement requests) from project sponsors that have been incurred but not yet received. As similar to prior years, we anticipate a higher amount of reimbursement requests and expenditures in the next quarter. The non-favorable variance of \$3.4 million in interest and fiscal charges is due to timing of bond interest payments made annually in August and February and due to costs related to the amended and restated revolving credit loan as we borrowed funds in Fiscal Year 2025/26. In addition, we borrowed \$27.3 million for the BART Next Generation Fare Gates, BART Core Capacity - Fleet of the Future 54 Expansion Vehicles, and SFMTA's L - Taraval Transit Enhancement (Segment B).

Investment Compliance. As of March 31, 2026, approximately 63.6% of our investable assets were invested in the Treasury Pool. These investments are in compliance with both the California Government Code and the adopted Investment Policy and provide sufficient liquidity to meet expenditure requirements for the next six months with the drawdown from the revolving credit (loan) agreement. Attachment 3 is the most recent investment report furnished by the City's Office of the Treasurer.

Debt Expenditure Compliance. In October 2024, the Transportation Authority entered into a 3-year Amended and Restated Revolving Credit (loan) Agreement with U.S. Bank for a total amount of \$185 million. As of March 31, 2026, the Transportation Authority has drawn \$92.3 million of available funds.

As of March 31, 2026, total outstanding bond principal is \$148.8 million. We made cumulative payments of \$157.4 million, including principal payments of \$99.4 million and interest payments of \$58.0 million.

FINANCIAL IMPACT

None. This is an information item.



CAC POSITION

None. This is an information item.

SUPPLEMENTAL MATERIALS

- Attachment 1 - Balance Sheet (unaudited)
- Attachment 2 - Statement of Revenue, Expenditures, and Changes in Fund Balance with Budget Comparison (unaudited)
- Attachment 3 - Investment Report



	Special Revenue Funds						Total Governmental Funds
	Sales Tax Program	Congestion Management Agency Programs	Transportation Fund for Clean Air Program	Vehicle Registration Fee for Transportation Improvements Program	Treasure Island Mobility Management Agency	Traffic Congestion Mitigation Tax Program	
ASSETS							
Cash in bank	\$ 23,807,964	\$ -	\$ 1,218,500	\$ 16,334,867	\$ -	\$ -	\$ 41,361,331
Deposits and investments with the City							
Treasurer	43,653,517	-	-	-	-	28,710,297	72,363,814
Sales tax receivable	17,313,284	-	-	-	-	-	17,313,284
Vehicle registration fee receivable	-	-	-	1,110,573	-	-	1,110,573
Traffic congestion mitigation tax receivable	-	-	-	-	-	7,292,995	7,292,995
Interest receivable from the City and County of San Francisco	933,289	-	-	-	-	981,071	1,914,360
Program receivables							
Federal	-	16,788,072	-	-	1,043,884	-	17,831,956
State	-	8,378,396	-	-	301,749	-	8,680,145
Regional and other	-	20,388,649	-	-	972,320	-	21,360,969
Receivables from the City and County of San Francisco	-	2,927,804	-	-	177,447	-	3,105,251
Due from other funds	25,740,769	-	-	231,087	-	-	25,971,856
Total Assets	\$ 111,448,823	\$ 48,482,921	\$ 1,218,500	\$ 17,676,527	\$ 2,495,400	\$ 36,984,363	\$ 218,306,534
LIABILITIES, DEFERRED INFLOWS OF RESOURCES, AND FUND BALANCES							
Liabilities							
Accounts payable	\$ 21,203,365	\$ 11,955,952	\$ 51,280	\$ 543,094	\$ 1,313,154	\$ 82,183	\$ 35,149,028
Accounts payable to the City and County	28,553,638	-	260,404	3,522,538	-	978,750	33,315,330
Accrued salaries and taxes	413,881	-	-	-	-	-	413,881
Sales tax revenue bond (Series 2017)	148,780,000	-	-	-	-	-	148,780,000
Revolver Credit Loan	92,327,000	-	-	-	-	-	92,327,000
Due to other funds	-	23,053,882	4,921	-	116,660	2,796,391	25,971,854
Total liabilities	291,277,884	35,009,834	316,605	4,065,632	1,429,814	3,857,324	335,957,093
Deferred Inflows of Resources							
Unavailable revenues	-	13,473,087	-	-	1,065,586	-	14,538,673
Total deferred inflows of resources	-	13,473,087	-	-	1,065,586	-	14,538,673
Fund Balances							
Restricted	1,988,948	-	901,895	13,610,895	-	33,127,039	49,628,777
Unassigned	(181,818,009)	-	-	-	-	-	(181,818,009)
Total Fund Balances	(179,829,061)	-	901,895	13,610,895	-	33,127,039	(132,189,232)
Total Liabilities, Deferred Inflows of Resources, and Fund Balances	\$ 111,448,823	\$ 48,482,921	\$ 1,218,500	\$ 17,676,527	\$ 2,495,400	\$ 36,984,363	\$ 218,306,534



	Special Revenue Funds						Total Governmental Funds	Prorated Amended Fiscal Year Budget 2025/26	Variance With Prorated Amended Budget Positive (Negative)
	Sales Tax Program	Congestion Management Agency Programs	Transportation Fund for Clean Air Program	Vehicle Registration Fee for Transportation Improvements Program	Treasure Island Mobility Management Agency	Traffic Congestion Mitigation Tax Program			
REVENUES									
Sales tax	\$ 85,355,235	\$ -	\$ -	\$ -	\$ -	\$ -	\$ 85,355,235	81,290,700	\$ 4,064,535
Vehicle registration fee	-	-	-	3,428,219	-	-	3,428,219	3,409,500	18,719
Traffic congestion mitigation tax	-	-	-	-	-	7,292,995	7,292,995	7,350,000	(57,005)
Investment income	949,408	-	453	11,561	-	705,560	1,666,982	1,389,676	277,306
Program revenues									
Federal	-	24,298,433	-	-	1,050,245	-	25,348,678	23,224,152	2,124,526
State	-	22,013,342	-	-	301,749	-	22,315,091	16,546,712	5,768,379
Regional and other	-	11,430,415	358,291	-	440,721	-	12,229,427	10,447,288	1,782,139
Total Revenues	86,304,643	57,742,190	358,744	3,439,780	1,792,715	7,998,555	157,636,627	143,658,028	13,978,599
EXPENDITURES									
Current - transportation improvement									
Personnel expenditures	3,410,900	2,933,421	29,512	155,395	309,464	112,987	6,951,679	8,003,441	1,051,762
Non-personnel expenditures	1,865,269	29,310	-	739	42,255	-	1,937,573	2,528,411	590,838
Capital improvements related to infrastructure	42,340,345	50,777,917	283,388	1,464,558	1,350,811	1,628,293	97,845,312	153,475,043	55,629,731
Debt service									
Principal	15,735,000	-	-	-	-	-	15,735,000	11,801,250	(3,933,750)
Interest and fiscal charges	5,311,333	-	-	-	-	-	5,311,333	5,810,936	499,603
Total Expenditures	68,662,847	53,740,648	312,900	1,620,692	1,702,530	1,741,280	127,780,897	181,619,081	53,838,184
Excess (Deficiency) of Revenues Over (Under) Expenditures	17,641,796	4,001,542	45,844	1,819,088	90,185	6,257,275	29,855,730	(37,961,053)	(39,859,585)
OTHER FINANCING SOURCES (USES)									
Transfers in	4,091,727	-	-	-	-	-	4,091,727	2,626,889	1,464,839
Transfers out	-	(4,001,542)	-	-	(90,185)	-	(4,091,727)	(2,626,889)	(1,464,839)
Draw on revolving credit agreement	27,327,000	-	-	-	-	-	27,327,000	45,000,000	(17,673,000)
Total Other Financing Sources (Uses)	31,418,727	(4,001,542)	-	-	(90,185)	-	27,327,000	45,000,000	(17,673,000)
NET CHANGE IN FUND BALANCES	49,060,523	-	45,844	1,819,088	-	6,257,275	57,182,730		
Fund Balances - Beginning	12,217,416	-	856,051	11,791,807	-	26,869,764	51,735,038		
Sales tax revenue bond (Series 2017)	(148,780,000)	-	-	-	-	-	(148,780,000)		
Revolver Credit Loan	(92,327,000)	-	-	-	-	-	(92,327,000)		
Fund Balances - Ending	\$ (179,829,061)	\$ -	\$ 901,895	\$ 13,610,895	\$ -	\$ 33,127,039	\$ (132,189,232)		



Investment Report for the month of March 2026

April 15, 2026

The Honorable Daniel L. Lurie
Mayor of San Francisco
City Hall, Room 200
1 Dr. Carlton B. Goodlett Place
San Francisco, CA 94102-4638

Colleagues,

In accordance with the provisions of California State Government Code, Section 53646, we forward this report detailing the City's pooled fund portfolio as of March 31, 2026. These investments provide sufficient liquidity to meet expenditure requirements for the next six months and are in compliance with our statement of investment policy and California Code.

This correspondence and its attachments show the investment activity for the month of March 2026 for the portfolios under the Treasurer's management. All pricing and valuation data is obtained from Interactive Data Corporation.

CCSF Pooled Fund Earnings Statistics

Description	Current Month Fiscal YTD	Current Month March 2026	Prior Month Fiscal YTD	Prior Month February 2026
Average Daily Balance (<i>in \$ millions</i>)	17,374.7	17,902.4	17,307.4	17,643.6
Net Earnings (<i>in \$ millions</i>)	490.9	55.6	435.3	52.2
Earned Income Return	3.76%	3.66%	3.78%	3.85%

CCSF Pooled Fund Statistics: March 31, 2026

Investment Type	% of Portfolio	Book Value (in \$ millions)	Market Value (in \$ millions)	Wtd. Avg. CPN	Wtd. Avg. YTM	WAM
U.S. Treasuries	30.9%	5,546	5,537	3.15%	3.34%	740
Federal Agencies	43.9%	7,872	7,863	3.45%	3.76%	692
Negotiable CDs	9.8%	1,755	1,755	4.11%	4.11%	90
Commercial Paper	5.5%	984	984	0.00%	4.02%	86
Medium Term Notes	0.9%	163	163	3.98%	4.20%	359
Money Market Funds	7.2%	1,297	1,297	3.58%	3.58%	1
Supranationals	0.8%	141	142	3.32%	4.10%	681
Secured Bank Deposit	0.9%	166	166	3.60%	3.60%	1
Totals	100.0%	17,924	17,908	3.25%	3.67%	555

In the remainder of this report, we provide additional information and analytics at the security-level and portfolio-level, as recommended by the California Debt and Investment Advisory Commission.

Respectfully,

José Cisneros
Treasurer

cc: Treasury Oversight Committee: Aimee Brown, Kevin Kone, Brenda Kwee McNulty, Nancy Hom
Greg Wagner - Controller, Office of the Controller
Mark de la Rosa - Director of Audits, Office of the Controller
Mayor's Office of Public Policy and Finance
San Francisco County Transportation Authority
San Francisco Public Library
San Francisco Health Service System

Portfolio Summary

Pooled Fund

Security Type	Par Value (in \$ millions)	Book Value (in \$ millions)	Market Value (in \$ millions)	Market Price / Book Price	Current % Allocation	Max. Policy Allocation	Compliant?
U.S. Treasuries	\$ 5,549.0	\$ 5,546.3	\$ 5,536.9	99.83	30.94%	100%	Yes
Federal Agencies	7,881.9	7,871.7	7,863.2	99.89	43.92%	100%	Yes
State & Local Government Agency Obligations	-	-	-	-	0.00%	20%	Yes
Public Time Deposits	-	-	-	-	0.00%	100%	Yes
Negotiable CDs	1,755.0	1,755.0	1,755.5	100.03	9.79%	30%	Yes
Bankers Acceptances	-	-	-	-	0.00%	40%	Yes
Commercial Paper	993.0	983.8	983.7	99.98	5.49%	25%	Yes
Medium Term Notes	162.8	162.6	162.8	100.13	0.91%	30%	Yes
Repurchase Agreements	-	-	-	-	0.00%	10%	Yes
Reverse Repurchase/ Securities Lending Agreements	-	-	-	-	0.00%	\$75mm	Yes
Money Market Funds	1,297.4	1,297.4	1,297.4	100.00	7.24%	20%	Yes
LAIF	-	-	-	-	0.00%	\$50mm	Yes
Supranationals	142.3	141.3	142.1	100.55	0.79%	30%	Yes
Secured Bank Deposit	166.2	166.2	166.2	100.00	0.93%	N/A	Yes
TOTAL	\$ 17,947.7	\$ 17,924.4	\$ 17,907.7	99.91	100.00%	-	Yes

The City and County of San Francisco uses the following methodology to determine compliance: Compliance is pre-trade and calculated on a book value basis of the overall portfolio value. Cash balances are included in the City's compliance calculations.

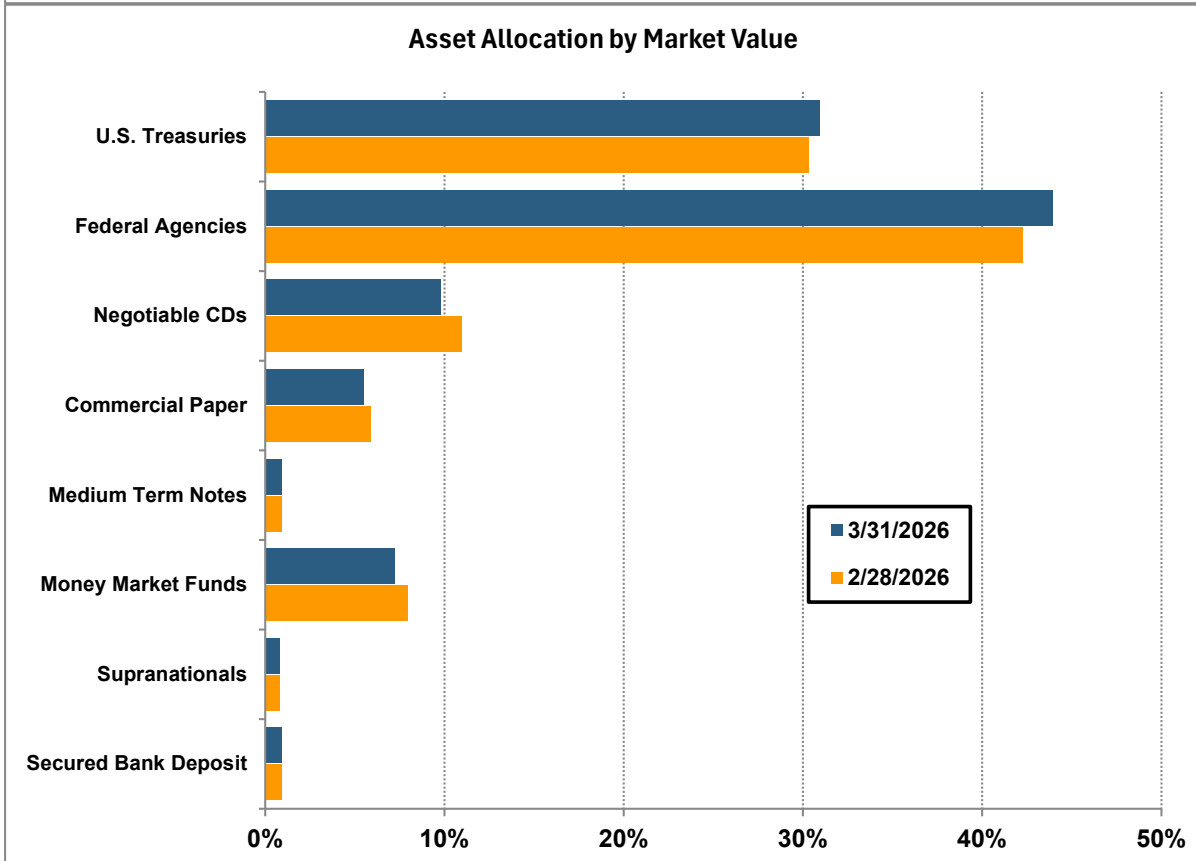
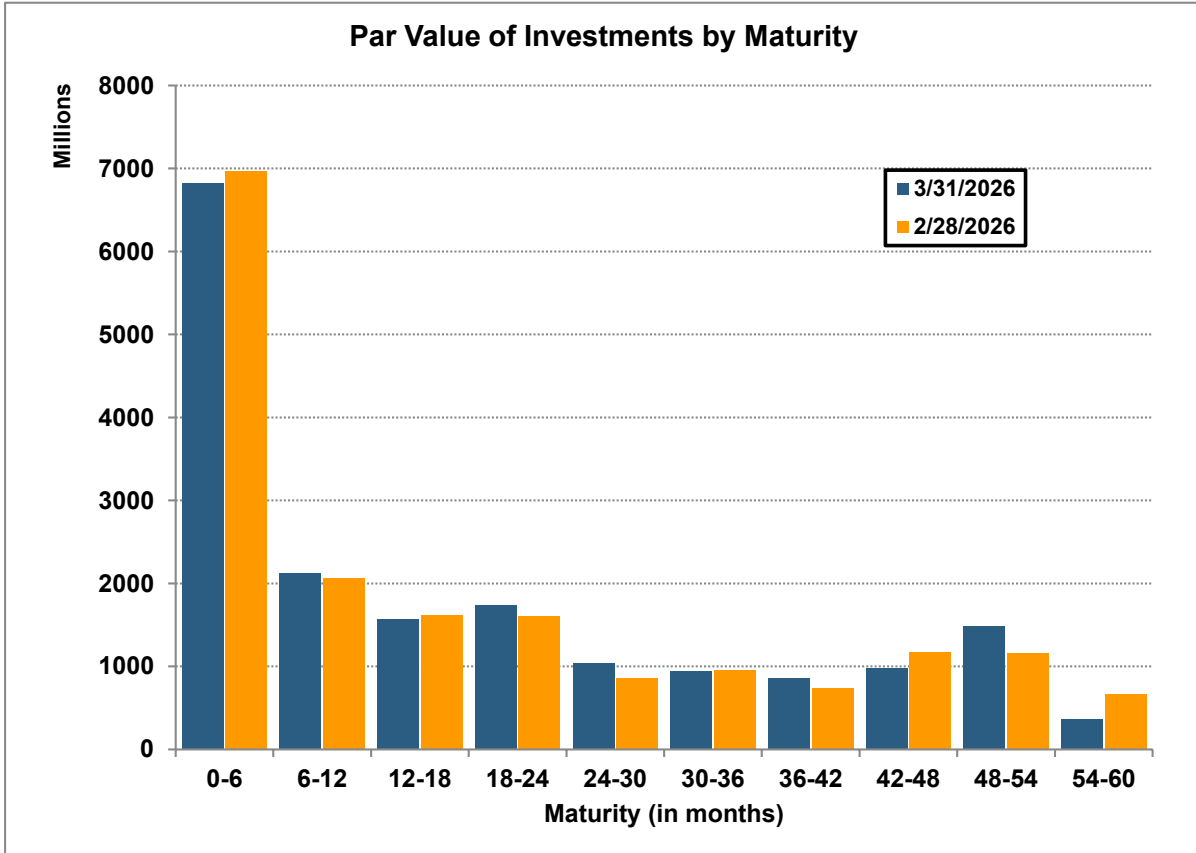
Please note the information in this report does not include cash balances. Due to fluctuations in the market value of the securities held in the Pooled Fund and changes in the City's cash position, the allocation limits may be exceeded on a post-trade compliance basis. In these instances, no compliance violation has occurred, as the policy limits were not exceeded prior to trade execution.

The full Investment Policy can be found at <https://sftreasurer.org/banking-investments/investments>

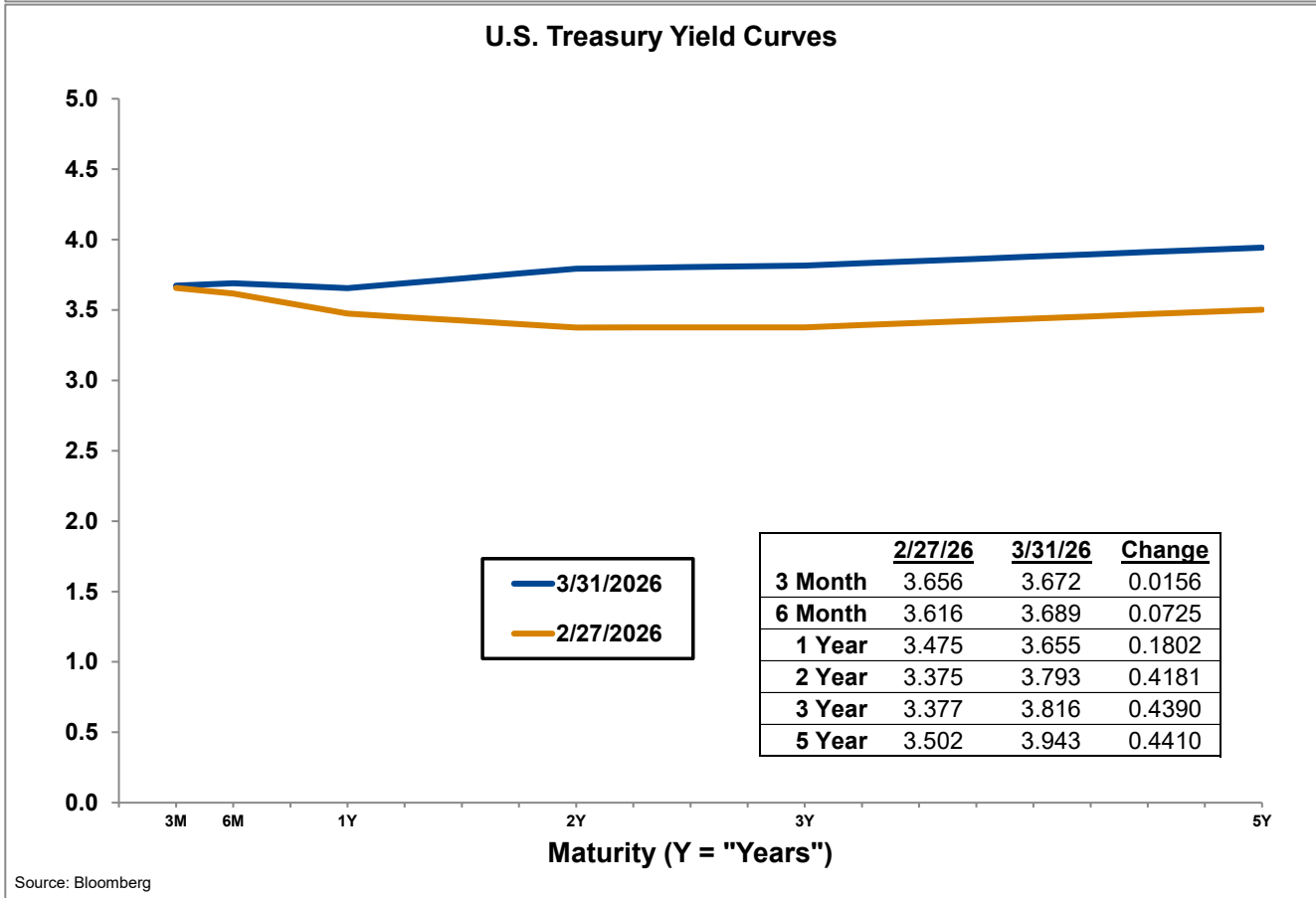
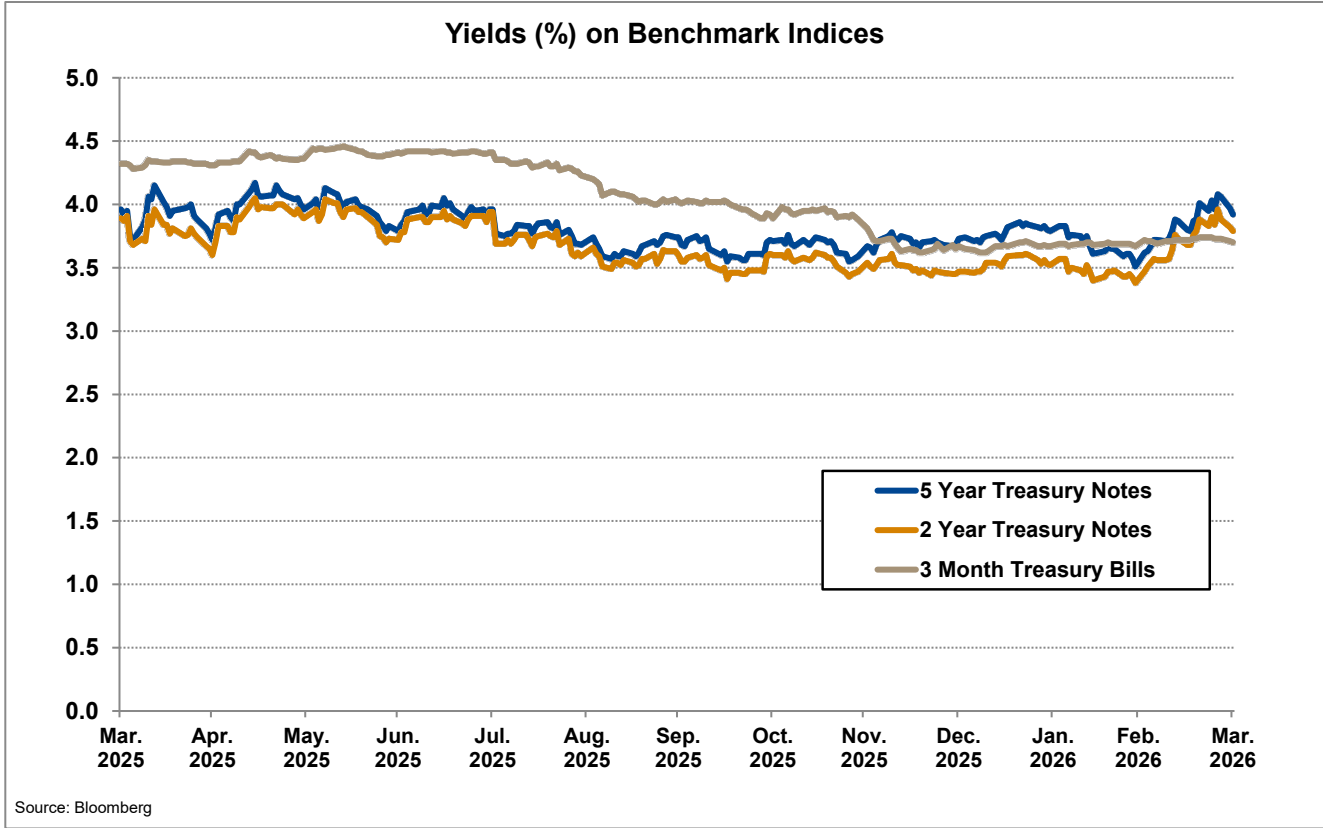
Totals may not add due to rounding.

Portfolio Analysis

Pooled Fund



Yield Curves



Investment Inventory

Pooled Fund

Type of Investment	CUSIP	Issuer Name	Settle Date	Maturity Date	Coupon	Par Value	Original Cost	Amortized Book	Market Value
U.S. Treasuries	912797QD2	U.S. Treasury Bill	2/27/2026	4/16/2026	0.00	25,000,000	24,879,500	24,962,344	24,960,468
U.S. Treasuries	912797TJ6	U.S. Treasury Bill	3/3/2026	4/21/2026	0.00	65,000,000	64,679,731	64,869,278	64,862,005
U.S. Treasuries	91282CBW0	U.S. Treasury Note	6/28/2021	4/30/2026	0.75	50,000,000	49,662,109	49,994,455	49,884,765
U.S. Treasuries	91282CBW0	U.S. Treasury Note	7/2/2021	4/30/2026	0.75	50,000,000	49,730,469	49,995,566	49,884,765
U.S. Treasuries	912797QN0	U.S. Treasury Bill	2/27/2026	5/14/2026	0.00	25,000,000	24,810,438	24,892,748	24,891,288
U.S. Treasuries	912828R36	U.S. Treasury Note	7/23/2021	5/15/2026	1.63	50,000,000	52,203,125	50,055,172	49,867,190
U.S. Treasuries	912828R36	U.S. Treasury Note	8/27/2021	5/15/2026	1.63	50,000,000	51,890,625	50,048,309	49,867,190
U.S. Treasuries	91282CHB0	U.S. Treasury Note	10/16/2025	5/15/2026	3.63	25,000,000	24,983,398	24,996,538	24,998,048
U.S. Treasuries	912797SW8	U.S. Treasury Bill	12/10/2025	5/28/2026	0.00	30,000,000	29,495,183	29,829,736	29,828,385
U.S. Treasuries	912797UA3	U.S. Treasury Bill	2/27/2026	6/16/2026	0.00	25,000,000	24,728,787	24,810,897	24,812,365
U.S. Treasuries	91282CCJ8	U.S. Treasury Note	7/2/2021	6/30/2026	0.88	50,000,000	49,931,641	49,996,627	49,650,390
U.S. Treasuries	91282CCJ8	U.S. Treasury Note	7/14/2021	6/30/2026	0.88	50,000,000	50,070,313	50,003,492	49,650,390
U.S. Treasuries	91282CCJ8	U.S. Treasury Note	7/22/2021	6/30/2026	0.88	50,000,000	50,345,703	50,017,247	49,650,390
U.S. Treasuries	91282CCJ8	U.S. Treasury Note	7/22/2021	6/30/2026	0.88	50,000,000	50,328,125	50,016,370	49,650,390
U.S. Treasuries	91282CCJ8	U.S. Treasury Note	8/6/2021	6/30/2026	0.88	50,000,000	50,406,250	50,020,437	49,650,390
U.S. Treasuries	91282CCJ8	U.S. Treasury Note	8/10/2021	6/30/2026	0.88	50,000,000	50,240,234	50,012,113	49,650,390
U.S. Treasuries	91282CCJ8	U.S. Treasury Note	9/24/2021	6/30/2026	0.88	50,000,000	49,937,500	49,996,767	49,650,390
U.S. Treasuries	91282CCJ8	U.S. Treasury Note	10/14/2021	6/30/2026	0.88	50,000,000	49,593,750	49,978,743	49,650,390
U.S. Treasuries	91282CCJ8	U.S. Treasury Note	1/4/2022	6/30/2026	0.88	50,000,000	49,027,344	49,946,557	49,650,390
U.S. Treasuries	91282CKY6	U.S. Treasury Note	12/16/2025	6/30/2026	4.63	100,000,000	100,546,875	100,251,116	100,226,560
U.S. Treasuries	912797TX5	U.S. Treasury Bill	2/19/2026	8/20/2026	0.00	100,000,000	98,230,556	98,629,167	98,586,000
U.S. Treasuries	912797TY3	U.S. Treasury Bill	2/26/2026	8/27/2026	0.00	25,000,000	24,554,226	24,637,503	24,636,960
U.S. Treasuries	91282CCW9	U.S. Treasury Note	9/28/2021	8/31/2026	0.75	50,000,000	49,449,219	49,953,438	49,388,670
U.S. Treasuries	91282CCZ2	U.S. Treasury Note	10/8/2021	9/30/2026	0.88	50,000,000	49,689,453	49,968,911	49,294,920
U.S. Treasuries	91282CCZ2	U.S. Treasury Note	10/8/2021	9/30/2026	0.88	50,000,000	49,671,875	49,967,151	49,294,920
U.S. Treasuries	91282CCZ2	U.S. Treasury Note	10/19/2021	9/30/2026	0.88	50,000,000	49,318,359	49,931,346	49,294,920
U.S. Treasuries	91282CDK4	U.S. Treasury Note	12/3/2021	11/30/2026	1.25	50,000,000	50,072,266	50,009,633	49,185,545
U.S. Treasuries	91282CDK4	U.S. Treasury Note	12/7/2021	11/30/2026	1.25	50,000,000	50,117,188	50,015,655	49,185,545
U.S. Treasuries	91282CDK4	U.S. Treasury Note	3/29/2022	11/30/2026	1.25	50,000,000	47,078,125	49,584,056	49,185,545
U.S. Treasuries	91282CDQ1	U.S. Treasury Note	3/29/2022	12/31/2026	1.25	50,000,000	47,107,422	49,543,978	49,087,890
U.S. Treasuries	91282CEF4	U.S. Treasury Note	4/6/2022	3/31/2027	2.50	25,000,000	24,757,813	24,951,563	24,700,195
U.S. Treasuries	91282CKV2	U.S. Treasury Note	6/26/2024	6/15/2027	4.63	50,000,000	50,199,219	50,080,864	50,468,850
U.S. Treasuries	91282CKV2	U.S. Treasury Note	7/9/2024	6/15/2027	4.63	50,000,000	50,292,969	50,120,361	50,468,850
U.S. Treasuries	91282CKV2	U.S. Treasury Note	10/8/2024	6/15/2027	4.63	50,000,000	50,906,250	50,406,888	50,468,850
U.S. Treasuries	91282CKV2	U.S. Treasury Note	5/15/2025	6/15/2027	4.63	50,000,000	50,603,516	50,348,945	50,468,850
U.S. Treasuries	91282CKV2	U.S. Treasury Note	7/8/2025	6/15/2027	4.63	50,000,000	50,667,969	50,415,709	50,468,850
U.S. Treasuries	91282CKV2	U.S. Treasury Note	7/9/2025	6/15/2027	4.63	50,000,000	50,654,297	50,407,777	50,468,850
U.S. Treasuries	91282CKV2	U.S. Treasury Note	7/25/2025	6/15/2027	4.63	50,000,000	50,632,813	50,403,533	50,468,850
U.S. Treasuries	91282CEW7	U.S. Treasury Note	3/21/2024	6/30/2027	3.25	50,000,000	48,203,125	49,316,406	49,656,250
U.S. Treasuries	91282CEW7	U.S. Treasury Note	4/3/2024	6/30/2027	3.25	50,000,000	48,113,281	49,274,339	49,656,250
U.S. Treasuries	91282CEW7	U.S. Treasury Note	9/26/2024	6/30/2027	3.25	50,000,000	49,683,594	49,857,036	49,656,250
U.S. Treasuries	91282CEW7	U.S. Treasury Note	7/25/2025	6/30/2027	3.25	50,000,000	49,398,438	49,611,758	49,656,250
U.S. Treasuries	91282CEW7	U.S. Treasury Note	11/12/2025	6/30/2027	3.25	50,000,000	49,728,516	49,792,394	49,656,250
U.S. Treasuries	91282CNV9	U.S. Treasury Note	11/20/2025	8/31/2027	3.63	50,000,000	50,035,156	50,028,006	49,867,190
U.S. Treasuries	91282CNV9	U.S. Treasury Note	11/21/2025	8/31/2027	3.63	75,000,000	75,058,594	75,046,748	74,800,785
U.S. Treasuries	91282CLL3	U.S. Treasury Note	10/1/2024	9/15/2027	3.38	50,000,000	49,785,156	49,894,071	49,677,735
U.S. Treasuries	91282CLQ2	U.S. Treasury Note	11/20/2025	10/15/2027	3.88	50,000,000	50,273,438	50,221,429	50,033,205

Investment Inventory

Pooled Fund

Type of Investment	CUSIP	Issuer Name	Settle Date	Maturity Date	Coupon	Par Value	Original Cost	Amortized Book	Market Value
U.S. Treasuries	91282CLQ2	U.S. Treasury Note	11/18/2025	10/15/2027	3.88	75,000,000	75,363,281	75,293,339	75,049,808
U.S. Treasuries	91282CPE5	U.S. Treasury Note	11/18/2025	10/31/2027	3.50	75,000,000	74,835,938	74,866,814	74,566,500
U.S. Treasuries	91282CLX7	U.S. Treasury Note	2/12/2025	11/15/2027	4.13	61,000,000	60,692,617	60,818,809	61,264,490
U.S. Treasuries	91282CLX7	U.S. Treasury Note	11/12/2025	11/15/2027	4.13	70,000,000	70,738,281	70,597,273	70,303,513
U.S. Treasuries	91282CMB4	U.S. Treasury Note	12/16/2024	12/15/2027	4.00	50,000,000	49,718,750	49,839,837	50,121,800
U.S. Treasuries	91282CMB4	U.S. Treasury Note	12/16/2024	12/15/2027	4.00	50,000,000	49,712,891	49,836,500	50,121,800
U.S. Treasuries	91282CMB4	U.S. Treasury Note	12/8/2025	12/15/2027	4.00	50,000,000	50,425,781	50,359,921	50,121,800
U.S. Treasuries	91282CMN8	U.S. Treasury Note	11/14/2025	2/15/2028	4.25	50,000,000	50,714,844	50,594,979	50,384,765
U.S. Treasuries	91282CMN8	U.S. Treasury Note	11/20/2025	2/15/2028	4.25	90,000,000	91,321,875	91,108,304	90,692,577
U.S. Treasuries	91282CMD7	U.S. Treasury Note	3/20/2026	3/15/2028	3.88	40,000,000	40,018,750	40,018,440	40,045,312
U.S. Treasuries	91282CMS7	U.S. Treasury Note	3/20/2026	3/15/2028	3.88	50,000,000	50,021,484	50,021,129	50,056,640
U.S. Treasuries	9128284N7	U.S. Treasury Note	4/9/2024	5/15/2028	2.88	65,000,000	61,082,227	62,971,761	63,766,014
U.S. Treasuries	91282CND9	U.S. Treasury Note	5/15/2025	5/15/2028	3.75	70,000,000	69,485,938	69,636,498	69,909,763
U.S. Treasuries	91282CNH0	U.S. Treasury Note	11/21/2025	6/15/2028	3.88	50,000,000	50,404,297	50,347,773	50,066,405
U.S. Treasuries	91282CNH0	U.S. Treasury Note	1/14/2026	6/15/2028	3.88	50,000,000	50,375,000	50,342,299	50,066,405
U.S. Treasuries	91282CHK0	U.S. Treasury Note	1/5/2024	6/30/2028	4.00	50,000,000	49,974,609	49,987,274	50,210,940
U.S. Treasuries	91282CHK0	U.S. Treasury Note	1/18/2024	6/30/2028	4.00	50,000,000	49,927,734	49,963,489	50,210,940
U.S. Treasuries	91282CHK0	U.S. Treasury Note	1/18/2024	6/30/2028	4.00	50,000,000	49,904,297	49,951,648	50,210,940
U.S. Treasuries	91282CHK0	U.S. Treasury Note	2/6/2024	6/30/2028	4.00	50,000,000	49,677,734	49,835,255	50,210,940
U.S. Treasuries	91282CHK0	U.S. Treasury Note	2/27/2024	6/30/2028	4.00	50,000,000	49,298,828	49,636,806	50,210,940
U.S. Treasuries	91282CHK0	U.S. Treasury Note	5/13/2024	6/30/2028	4.00	50,000,000	48,939,453	49,422,989	50,210,940
U.S. Treasuries	91282CHX2	U.S. Treasury Note	12/12/2023	8/31/2028	4.38	50,000,000	50,115,234	50,059,021	50,628,905
U.S. Treasuries	91282CHX2	U.S. Treasury Note	5/14/2025	8/31/2028	4.38	50,000,000	50,550,781	50,403,602	50,628,905
U.S. Treasuries	91282CNY3	U.S. Treasury Note	12/19/2025	9/15/2028	3.38	55,000,000	54,817,383	54,836,174	54,430,662
U.S. Treasuries	91282CPK1	U.S. Treasury Note	1/27/2026	11/15/2028	3.50	62,000,000	61,752,969	61,768,423	61,501,092
U.S. Treasuries	91282CJW2	U.S. Treasury Note	1/27/2026	1/31/2029	4.00	55,000,000	55,524,219	55,493,719	55,253,517
U.S. Treasuries	91282CJW2	U.S. Treasury Note	5/13/2025	1/31/2029	4.00	60,000,000	59,927,344	59,944,612	60,276,564
U.S. Treasuries	91282CJW2	U.S. Treasury Note	10/8/2024	1/31/2029	4.00	65,000,000	65,266,602	65,175,253	65,299,611
U.S. Treasuries	9128286B1	U.S. Treasury Note	4/11/2024	2/15/2029	2.63	50,000,000	45,710,938	47,454,656	48,380,860
U.S. Treasuries	91282CKD2	U.S. Treasury Note	4/8/2024	2/28/2029	4.25	50,000,000	49,773,438	49,865,102	50,576,170
U.S. Treasuries	91282CKD2	U.S. Treasury Note	5/13/2025	2/28/2029	4.25	75,000,000	75,568,359	75,436,002	75,864,255
U.S. Treasuries	91282CKP5	U.S. Treasury Note	10/24/2024	4/30/2029	4.63	50,000,000	51,171,875	50,799,490	51,134,765
U.S. Treasuries	91282CKP5	U.S. Treasury Note	12/20/2024	4/30/2029	4.63	51,000,000	51,448,242	51,316,754	52,157,460
U.S. Treasuries	91282CKT7	U.S. Treasury Note	10/23/2024	5/31/2029	4.50	50,000,000	51,039,063	50,714,549	50,972,655
U.S. Treasuries	91282CLC3	U.S. Treasury Note	10/1/2024	7/31/2029	4.00	50,000,000	51,046,875	50,722,249	50,172,000
U.S. Treasuries	91282CLC3	U.S. Treasury Note	10/24/2024	7/31/2029	4.00	50,000,000	49,888,672	49,922,179	50,172,000
U.S. Treasuries	91282CLC3	U.S. Treasury Note	10/7/2024	7/31/2029	4.00	65,000,000	65,563,672	65,390,210	65,223,600
U.S. Treasuries	91282CFJ5	U.S. Treasury Note	10/1/2024	8/31/2029	3.13	50,000,000	49,041,016	49,333,252	48,837,890
U.S. Treasuries	91282CFJ5	U.S. Treasury Note	10/3/2024	8/31/2029	3.13	65,000,000	63,664,453	64,070,406	63,489,257
U.S. Treasuries	91282CFT3	U.S. Treasury Note	5/30/2025	10/31/2029	4.00	60,000,000	59,988,281	59,990,502	60,250,782
U.S. Treasuries	91282CLR0	U.S. Treasury Note	11/25/2024	10/31/2029	4.13	50,000,000	49,611,328	49,717,506	50,421,875
U.S. Treasuries	91282CGQ8	U.S. Treasury Note	4/10/2025	2/28/2030	4.00	50,000,000	49,927,734	49,942,147	50,201,170
U.S. Treasuries	91282CGQ8	U.S. Treasury Note	12/10/2025	2/28/2030	4.00	75,000,000	75,785,156	75,728,091	75,301,755
U.S. Treasuries	91282CMZ1	U.S. Treasury Note	5/22/2025	4/30/2030	3.88	50,000,000	49,468,750	49,561,218	49,958,985
U.S. Treasuries	91282CMZ1	U.S. Treasury Note	12/8/2025	4/30/2030	3.88	60,000,000	60,444,144	60,444,144	59,950,782
U.S. Treasuries	91282CHF1	U.S. Treasury Note	12/8/2025	5/31/2030	3.75	65,000,000	65,192,969	65,179,514	64,621,681
U.S. Treasuries	91282CNN7	U.S. Treasury Note	12/9/2025	7/31/2030	3.88	50,000,000	50,267,578	50,249,740	49,867,250

Investment Inventory

Pooled Fund

Type of Investment	CUSIP	Issuer Name	Settle Date	Maturity Date	Coupon	Par Value	Original Cost	Amortized Book	Market Value
U.S. Treasuries	91282CNN7	U.S. Treasury Note	12/9/2025	7/31/2030	3.88	50,000,000	50,257,813	50,240,625	49,867,250
U.S. Treasuries	91282CNN7	U.S. Treasury Note	12/10/2025	7/31/2030	3.88	50,000,000	50,251,953	50,235,295	49,867,250
U.S. Treasuries	91282CNN7	U.S. Treasury Note	12/16/2025	7/31/2030	3.88	50,000,000	50,367,188	50,344,130	49,867,250
U.S. Treasuries	91282CNN7	U.S. Treasury Note	12/16/2025	7/31/2030	3.88	50,000,000	50,343,750	50,322,164	49,867,250
U.S. Treasuries	91282CPA3	U.S. Treasury Note	10/22/2025	9/30/2030	3.63	50,000,000	50,160,156	50,145,863	49,396,485
U.S. Treasuries	91282CPA3	U.S. Treasury Note	10/24/2025	9/30/2030	3.63	50,000,000	50,097,656	50,089,040	49,396,485
U.S. Treasuries	91282CPA3	U.S. Treasury Note	10/24/2025	9/30/2030	3.63	50,000,000	50,054,688	50,049,862	49,396,485
U.S. Treasuries	91282CPD7	U.S. Treasury Note	12/8/2025	10/31/2030	3.63	60,000,000	59,779,688	59,793,734	59,242,968
U.S. Treasuries	91282CPR6	U.S. Treasury Note	1/16/2026	12/31/2030	3.63	50,000,000	49,703,125	49,715,426	49,333,985
U.S. Treasuries	91282CPR6	U.S. Treasury Note	1/20/2026	12/31/2030	3.63	50,000,000	49,562,500	49,579,700	49,333,985
U.S. Treasuries	91282CPR6	U.S. Treasury Note	1/7/2026	12/31/2030	3.63	60,000,000	59,737,500	59,749,622	59,200,782
Subtotals					3.15	5,549,000,000	5,537,315,608	5,546,348,286	5,536,867,617
Federal Agencies	313385VE3	Federal Home Loan Bank Discount	1/5/2026	4/6/2026	0.00	24,500,000	24,279,218	24,487,869	24,483,095
Federal Agencies	3133EMZ21	Federal Farm Credit Bank	8/9/2021	4/6/2026	0.69	15,500,000	15,458,150	15,499,877	15,490,235
Federal Agencies	3133ENU00	Federal Farm Credit Bank	4/8/2022	4/8/2026	2.64	20,000,000	19,961,200	19,999,814	19,991,420
Federal Agencies	3133ENU00	Federal Farm Credit Bank	4/8/2022	4/8/2026	2.64	30,000,000	29,941,800	29,999,721	29,987,130
Federal Agencies	313385VP8	Federal Home Loan Bank Discount	9/2/2025	4/15/2026	0.00	25,000,000	24,403,125	24,962,861	24,960,275
Federal Agencies	313385WN2	Federal Home Loan Bank Discount	10/16/2025	5/8/2026	0.00	25,000,000	24,490,000	24,907,500	24,901,550
Federal Agencies	3130AVWS7	Federal Home Loan Bank	5/10/2023	6/12/2026	3.75	17,045,000	16,991,479	17,041,587	17,039,512
Federal Agencies	3130AVWS7	Federal Home Loan Bank	5/17/2023	6/12/2026	3.75	20,000,000	19,939,200	19,996,098	19,993,560
Federal Agencies	3130AWAH3	Federal Home Loan Bank	6/1/2023	6/12/2026	4.00	10,000,000	9,934,300	9,995,727	10,001,620
Federal Agencies	3130AWAH3	Federal Home Loan Bank	6/1/2023	6/12/2026	4.00	15,000,000	14,899,350	14,993,454	15,002,430
Federal Agencies	3130AWLZ1	Federal Home Loan Bank	7/10/2023	6/12/2026	4.75	50,000,000	49,856,000	49,990,292	50,080,600
Federal Agencies	3130B1BT3	Federal Home Loan Bank	6/18/2024	6/12/2026	4.88	13,485,000	13,505,093	13,486,998	13,510,001
Federal Agencies	3133ERHD6	Federal Farm Credit Bank	6/18/2024	6/12/2026	4.88	20,000,000	20,030,400	20,003,023	20,037,080
Federal Agencies	3133ERHD6	Federal Farm Credit Bank	6/18/2024	6/12/2026	4.88	32,000,000	32,051,200	32,005,092	32,059,328
Federal Agencies	3133EPMU6	Federal Farm Credit Bank	6/15/2023	6/15/2026	4.25	20,000,000	19,969,200	19,997,892	20,013,780
Federal Agencies	3133EPMU6	Federal Farm Credit Bank	6/15/2023	6/15/2026	4.25	24,700,000	24,640,226	24,695,910	24,717,018
Federal Agencies	3133EPMU6	Federal Farm Credit Bank	6/15/2023	6/15/2026	4.25	30,000,000	29,951,400	29,996,674	30,020,670
Federal Agencies	3133EPNG6	Federal Farm Credit Bank	6/23/2023	6/23/2026	4.38	25,000,000	24,986,750	24,998,997	25,030,900
Federal Agencies	3133EPNG6	Federal Farm Credit Bank	6/23/2023	6/23/2026	4.38	25,000,000	24,986,750	24,998,997	25,030,900
Federal Agencies	3133EPNG6	Federal Farm Credit Bank	6/23/2023	6/23/2026	4.38	50,000,000	49,973,500	49,997,993	50,061,800
Federal Agencies	3133EPVP7	Federal Farm Credit Bank	9/8/2023	7/8/2026	4.75	10,000,000	9,991,700	9,999,213	10,024,560
Federal Agencies	3133EPVP7	Federal Farm Credit Bank	9/8/2023	7/8/2026	4.75	19,000,000	18,984,800	18,998,559	19,046,664
Federal Agencies	3133EPVP7	Federal Farm Credit Bank	9/8/2023	7/8/2026	4.75	21,000,000	20,982,780	20,998,368	21,051,576
Federal Agencies	3130ANNM8	Federal Home Loan Bank	8/19/2021	7/13/2026	1.05	25,000,000	25,000,000	25,000,000	24,805,900
Federal Agencies	3130ANNM8	Federal Home Loan Bank	8/19/2021	7/13/2026	1.05	25,000,000	25,000,000	25,000,000	24,805,900
Federal Agencies	3130ANNM8	Federal Home Loan Bank	8/19/2021	7/13/2026	1.05	25,000,000	25,000,000	25,000,000	24,805,900
Federal Agencies	3130ANNM8	Federal Home Loan Bank	8/19/2021	7/13/2026	1.05	25,000,000	25,000,000	25,000,000	24,805,900
Federal Agencies	313385ZG4	Federal Home Loan Bank Discount	1/6/2026	7/13/2026	0.00	15,000,000	14,729,358	14,851,723	14,841,150
Federal Agencies	313385ZS8	Federal Home Loan Bank Discount	1/6/2026	7/23/2026	0.00	15,000,000	14,715,375	14,837,563	14,826,000
Federal Agencies	313385ZT6	Federal Home Loan Bank Discount	1/6/2026	7/24/2026	0.00	50,000,000	49,043,694	49,452,167	49,415,000
Federal Agencies	3130ANMP2	Federal Home Loan Bank	8/20/2021	7/27/2026	1.07	25,000,000	25,000,000	25,000,000	24,782,950
Federal Agencies	3130ANMP2	Federal Home Loan Bank	8/20/2021	7/27/2026	1.07	25,000,000	25,000,000	25,000,000	24,782,950
Federal Agencies	3130ANMP2	Federal Home Loan Bank	8/20/2021	7/27/2026	1.07	25,000,000	25,000,000	25,000,000	24,782,950
Federal Agencies	3130ANMP2	Federal Home Loan Bank	8/20/2021	7/27/2026	1.07	25,000,000	25,000,000	25,000,000	24,782,950

Investment Inventory

Pooled Fund

Type of Investment	CUSIP	Issuer Name	Settle Date	Maturity Date	Coupon	Par Value	Original Cost	Amortized Book	Market Value
Federal Agencies	3133EPZY4	Federal Farm Credit Bank	10/30/2023	7/30/2026	5.00	3,000,000	2,991,930	2,999,035	3,012,243
Federal Agencies	3133EPZY4	Federal Farm Credit Bank	10/30/2023	7/30/2026	5.00	9,615,000	9,589,136	9,611,909	9,654,239
Federal Agencies	3133EPZY4	Federal Farm Credit Bank	10/30/2023	7/30/2026	5.00	16,000,000	15,956,960	15,994,856	16,065,296
Federal Agencies	3133EPZY4	Federal Farm Credit Bank	10/30/2023	7/30/2026	5.00	25,000,000	24,936,750	24,992,440	25,102,025
Federal Agencies	313385A97	Federal Home Loan Bank Discount	1/13/2026	8/7/2026	0.00	10,000,000	9,800,867	9,876,267	9,870,700
Federal Agencies	3130ANTG5	Federal Home Loan Bank	9/13/2021	8/10/2026	1.05	25,000,000	25,000,000	25,000,000	24,753,800
Federal Agencies	3130ANTG5	Federal Home Loan Bank	9/13/2021	8/10/2026	1.05	25,000,000	25,000,000	25,000,000	24,753,800
Federal Agencies	3130ANTG5	Federal Home Loan Bank	9/13/2021	8/10/2026	1.05	25,000,000	25,000,000	25,000,000	24,753,800
Federal Agencies	3130ANTG5	Federal Home Loan Bank	9/13/2021	8/10/2026	1.05	25,000,000	25,000,000	25,000,000	24,753,800
Federal Agencies	313385B47	Federal Home Loan Bank Discount	1/13/2026	8/10/2026	0.00	25,000,000	24,495,642	24,683,872	24,669,250
Federal Agencies	313385B62	Federal Home Loan Bank Discount	1/13/2026	8/12/2026	0.00	51,000,000	49,961,265	50,345,252	50,315,325
Federal Agencies	313385B88	Federal Home Loan Bank Discount	2/17/2026	8/14/2026	0.00	22,900,000	22,500,872	22,597,291	22,588,010
Federal Agencies	3133EPSW6	Federal Farm Credit Bank	8/14/2023	8/14/2026	4.50	50,000,000	49,885,000	49,985,835	50,097,300
Federal Agencies	313385D29	Federal Home Loan Bank Discount	2/25/2026	8/24/2026	0.00	15,000,000	14,734,875	14,786,427	14,780,700
Federal Agencies	313385D29	Federal Home Loan Bank Discount	2/25/2026	8/24/2026	0.00	25,000,000	24,558,125	24,644,045	24,634,500
Federal Agencies	313385D29	Federal Home Loan Bank Discount	2/25/2026	8/24/2026	0.00	25,000,000	24,558,125	24,644,045	24,634,500
Federal Agencies	313385D45	Federal Home Loan Bank Discount	3/2/2026	8/26/2026	0.00	51,000,000	50,112,345	50,262,795	50,244,180
Federal Agencies	3130AP6T7	Federal Home Loan Bank	10/1/2021	9/3/2026	1.08	25,000,000	25,000,000	25,000,000	24,711,250
Federal Agencies	3130AP6T7	Federal Home Loan Bank	10/1/2021	9/3/2026	1.08	25,000,000	25,000,000	25,000,000	24,711,250
Federal Agencies	3130AP6T7	Federal Home Loan Bank	10/1/2021	9/3/2026	1.08	25,000,000	25,000,000	25,000,000	24,711,250
Federal Agencies	3130AP6T7	Federal Home Loan Bank	10/1/2021	9/3/2026	1.08	25,000,000	25,000,000	25,000,000	24,711,250
Federal Agencies	3130B2PJ8	Federal Home Loan Bank	9/13/2024	9/4/2026	3.63	19,000,000	18,974,730	18,994,532	18,984,040
Federal Agencies	3130B2PJ8	Federal Home Loan Bank	9/13/2024	9/4/2026	3.63	25,000,000	24,966,750	24,992,806	24,979,000
Federal Agencies	3130B2PJ8	Federal Home Loan Bank	9/13/2024	9/4/2026	3.63	25,900,000	25,865,553	25,892,547	25,878,244
Federal Agencies	3130B2PJ8	Federal Home Loan Bank	9/13/2024	9/4/2026	3.63	50,000,000	49,933,500	49,985,612	49,958,000
Federal Agencies	3133EM4X7	Federal Farm Credit Bank	12/12/2023	9/10/2026	0.80	28,975,000	26,174,277	28,522,640	28,588,589
Federal Agencies	3130AXCP1	Federal Home Loan Bank	10/18/2023	9/11/2026	4.88	11,895,000	11,821,965	11,883,758	11,949,110
Federal Agencies	313385G67	Federal Home Loan Bank Discount	3/16/2026	9/21/2026	0.00	15,585,000	15,292,898	15,317,626	15,311,951
Federal Agencies	313385G67	Federal Home Loan Bank Discount	3/17/2026	9/21/2026	0.00	25,000,000	24,535,875	24,572,906	24,562,000
Federal Agencies	313385G67	Federal Home Loan Bank Discount	3/17/2026	9/21/2026	0.00	40,000,000	39,257,400	39,316,650	39,299,200
Federal Agencies	313385G67	Federal Home Loan Bank Discount	3/17/2026	9/21/2026	0.00	50,000,000	49,071,750	49,145,813	49,124,000
Federal Agencies	313385G91	Federal Home Loan Bank Discount	2/24/2026	9/24/2026	0.00	25,000,000	24,483,986	24,571,611	24,554,500
Federal Agencies	313385G91	Federal Home Loan Bank Discount	2/24/2026	9/24/2026	0.00	25,000,000	24,483,986	24,571,611	24,554,500
Federal Agencies	313385G91	Federal Home Loan Bank Discount	2/24/2026	9/24/2026	0.00	25,000,000	24,483,986	24,571,611	24,554,500
Federal Agencies	3130B3A29	Federal Home Loan Bank	10/11/2024	10/9/2026	4.00	15,000,000	14,996,850	14,999,174	15,015,330
Federal Agencies	3130B3A29	Federal Home Loan Bank	10/11/2024	10/9/2026	4.00	25,000,000	24,994,750	24,998,623	25,025,550
Federal Agencies	3130B3A29	Federal Home Loan Bank	10/11/2024	10/9/2026	4.00	25,000,000	24,994,750	24,998,623	25,025,550
Federal Agencies	3130B3A29	Federal Home Loan Bank	10/11/2024	10/9/2026	4.00	50,000,000	49,989,500	49,997,245	50,051,100
Federal Agencies	3130APPR0	Federal Home Loan Bank	11/18/2021	10/19/2026	1.43	25,000,000	25,000,000	25,000,000	24,671,800
Federal Agencies	3130APPR0	Federal Home Loan Bank	11/18/2021	10/19/2026	1.43	25,000,000	25,000,000	25,000,000	24,671,800
Federal Agencies	3130APPR0	Federal Home Loan Bank	11/18/2021	10/19/2026	1.43	25,000,000	25,000,000	25,000,000	24,671,800
Federal Agencies	3130APPR0	Federal Home Loan Bank	11/18/2021	10/19/2026	1.43	25,000,000	25,000,000	25,000,000	24,671,800
Federal Agencies	3133EPZA6	Federal Farm Credit Bank	10/20/2023	10/20/2026	4.88	14,000,000	13,904,940	13,982,480	14,074,634
Federal Agencies	3133EPZA6	Federal Farm Credit Bank	10/20/2023	10/20/2026	4.88	30,000,000	29,834,100	29,969,424	30,159,930
Federal Agencies	3133ETJS7	Federal Farm Credit Bank	5/29/2025	11/10/2026	4.00	12,600,000	12,581,352	12,592,154	12,604,939
Federal Agencies	3130AQ7L1	Federal Home Loan Bank	12/16/2021	11/16/2026	1.61	25,000,000	25,000,000	25,000,000	24,656,450
Federal Agencies	3130AQ7L1	Federal Home Loan Bank	12/16/2021	11/16/2026	1.61	25,000,000	25,000,000	25,000,000	24,656,450

Investment Inventory

Pooled Fund

Type of Investment	CUSIP	Issuer Name	Settle Date	Maturity Date	Coupon	Par Value	Original Cost	Amortized Book	Market Value
Federal Agencies	3130AQ7L1	Federal Home Loan Bank	12/16/2021	11/16/2026	1.61	25,000,000	25,000,000	25,000,000	24,656,450
Federal Agencies	3130AQ7L1	Federal Home Loan Bank	12/16/2021	11/16/2026	1.61	25,000,000	25,000,000	25,000,000	24,656,450
Federal Agencies	3130AXU63	Federal Home Loan Bank	11/17/2023	11/17/2026	4.63	50,000,000	49,911,500	49,981,428	50,256,350
Federal Agencies	3130AQJ95	Federal Home Loan Bank	1/14/2022	12/14/2026	1.65	25,000,000	25,000,000	25,000,000	24,621,600
Federal Agencies	3130AQJ95	Federal Home Loan Bank	1/14/2022	12/14/2026	1.65	25,000,000	25,000,000	25,000,000	24,621,600
Federal Agencies	3130AQJ95	Federal Home Loan Bank	1/14/2022	12/14/2026	1.65	25,000,000	25,000,000	25,000,000	24,621,600
Federal Agencies	3130AQJ95	Federal Home Loan Bank	1/14/2022	12/14/2026	1.65	25,000,000	25,000,000	25,000,000	24,621,600
Federal Agencies	3133ET5B9	Federal Farm Credit Bank	12/22/2025	12/22/2026	3.50	15,000,000	14,993,850	14,995,535	14,967,435
Federal Agencies	3133ET5B9	Federal Farm Credit Bank	12/22/2025	12/22/2026	3.50	37,000,000	36,984,830	36,988,986	36,919,673
Federal Agencies	3133ET5B9	Federal Farm Credit Bank	12/22/2025	12/22/2026	3.50	45,000,000	44,981,550	44,986,605	44,902,305
Federal Agencies	3133ERWR8	Federal Farm Credit Bank	10/8/2024	1/7/2027	3.50	12,500,000	12,373,750	12,456,789	12,464,950
Federal Agencies	3130AYPN0	Federal Home Loan Bank	1/29/2024	1/15/2027	4.13	12,000,000	11,973,000	11,992,788	12,029,160
Federal Agencies	3130AYPN0	Federal Home Loan Bank	12/9/2025	1/15/2027	4.13	20,000,000	20,101,800	20,073,185	20,048,600
Federal Agencies	3130AYPN0	Federal Home Loan Bank	1/29/2024	1/15/2027	4.13	25,000,000	24,943,750	24,984,976	25,060,750
Federal Agencies	3130AYPN0	Federal Home Loan Bank	1/29/2024	1/15/2027	4.13	29,350,000	29,283,963	29,332,362	29,421,321
Federal Agencies	3130AYPN0	Federal Home Loan Bank	1/29/2024	1/15/2027	4.13	50,000,000	49,887,500	49,969,951	50,121,500
Federal Agencies	3133EPX91	Federal Farm Credit Bank	1/25/2024	1/25/2027	4.13	5,000,000	4,992,850	4,998,049	5,012,865
Federal Agencies	3133EPX91	Federal Farm Credit Bank	1/25/2024	1/25/2027	4.13	10,000,000	9,986,600	9,996,344	10,025,730
Federal Agencies	3133EPX91	Federal Farm Credit Bank	1/25/2024	1/25/2027	4.13	25,000,000	24,968,500	24,991,406	25,064,325
Federal Agencies	3133EPX91	Federal Farm Credit Bank	1/25/2024	1/25/2027	4.13	35,000,000	34,955,900	34,987,969	35,090,055
Federal Agencies	3133EPX91	Federal Farm Credit Bank	1/25/2024	1/25/2027	4.13	50,000,000	49,933,000	49,981,722	50,128,650
Federal Agencies	3133ER4A6	Federal Farm Credit Bank	2/18/2025	2/18/2027	4.25	2,000,000	1,997,860	1,999,053	2,006,626
Federal Agencies	3133ER4A6	Federal Farm Credit Bank	2/18/2025	2/18/2027	4.25	25,000,000	24,974,250	24,988,607	25,082,825
Federal Agencies	3133ER4A6	Federal Farm Credit Bank	2/18/2025	2/18/2027	4.25	30,000,000	29,967,600	29,985,664	30,099,390
Federal Agencies	3133ERD24	Federal Farm Credit Bank	11/18/2024	2/18/2027	4.25	30,000,000	29,983,500	29,993,516	30,099,390
Federal Agencies	3133ETUE5	Federal Farm Credit Bank	8/22/2025	2/22/2027	3.75	15,000,000	14,980,050	14,988,117	14,992,665
Federal Agencies	3133ETUE5	Federal Farm Credit Bank	8/22/2025	2/22/2027	3.75	25,000,000	24,967,500	24,980,642	24,987,775
Federal Agencies	3133ETUE5	Federal Farm Credit Bank	8/22/2025	2/22/2027	3.75	35,000,000	34,950,650	34,970,606	34,982,885
Federal Agencies	3133ETUE5	Federal Farm Credit Bank	8/22/2025	2/22/2027	3.75	40,000,000	39,946,800	39,968,313	39,980,440
Federal Agencies	3133ETJF5	Federal Farm Credit Bank	5/23/2025	2/23/2027	4.00	10,000,000	9,993,800	9,996,827	10,004,320
Federal Agencies	3133ETJF5	Federal Farm Credit Bank	5/23/2025	2/23/2027	4.00	45,000,000	44,972,100	44,985,724	45,019,440
Federal Agencies	3130ARB59	Federal Home Loan Bank	3/22/2022	3/8/2027	2.35	25,000,000	25,000,000	25,000,000	24,665,125
Federal Agencies	3130ARB59	Federal Home Loan Bank	3/22/2022	3/8/2027	2.35	25,000,000	25,000,000	25,000,000	24,665,125
Federal Agencies	3130ARB59	Federal Home Loan Bank	3/22/2022	3/8/2027	2.35	25,000,000	25,000,000	25,000,000	24,665,125
Federal Agencies	3130ARB59	Federal Home Loan Bank	3/22/2022	3/8/2027	2.35	25,000,000	25,000,000	25,000,000	24,665,125
Federal Agencies	3133ENRD4	Federal Farm Credit Bank	3/16/2022	3/10/2027	1.68	48,573,000	47,432,020	48,357,969	47,647,976
Federal Agencies	3133EP6K6	Federal Farm Credit Bank	4/2/2024	3/26/2027	4.50	50,000,000	49,910,000	49,970,303	50,322,700
Federal Agencies	3133ENTS9	Federal Farm Credit Bank	4/6/2022	4/5/2027	2.60	22,500,000	22,392,338	22,478,232	22,232,498
Federal Agencies	3133ENTS9	Federal Farm Credit Bank	4/6/2022	4/5/2027	2.60	24,500,000	24,377,010	24,475,132	24,208,720
Federal Agencies	3133ENTS9	Federal Farm Credit Bank	4/6/2022	4/5/2027	2.60	25,000,000	24,804,000	24,960,370	24,702,775
Federal Agencies	3130B0TY5	Federal Home Loan Bank	4/11/2024	4/9/2027	4.75	17,000,000	16,955,120	16,984,684	17,165,427
Federal Agencies	3130B0TY5	Federal Home Loan Bank	4/11/2024	4/9/2027	4.75	20,000,000	19,947,200	19,981,981	20,194,620
Federal Agencies	3130B0TY5	Federal Home Loan Bank	4/11/2024	4/9/2027	4.75	40,000,000	39,894,400	39,963,963	40,389,240
Federal Agencies	3130B0TY5	Federal Home Loan Bank	4/11/2024	4/9/2027	4.75	48,000,000	47,873,280	47,956,755	48,467,088
Federal Agencies	3133ERDS7	Federal Farm Credit Bank	5/13/2024	5/6/2027	4.75	12,727,000	12,740,236	12,731,866	12,864,884
Federal Agencies	3133EN2L3	Federal Farm Credit Bank	11/17/2022	5/17/2027	4.13	4,650,000	4,646,792	4,649,197	4,665,452
Federal Agencies	3133EN2L3	Federal Farm Credit Bank	11/17/2022	5/17/2027	4.13	5,000,000	4,996,550	4,999,136	5,016,615

Investment Inventory

Pooled Fund

Type of Investment	CUSIP	Issuer Name	Settle Date	Maturity Date	Coupon	Par Value	Original Cost	Amortized Book	Market Value
Federal Agencies	3133EN2L3	Federal Farm Credit Bank	11/17/2022	5/17/2027	4.13	21,000,000	20,987,001	20,996,746	21,069,783
Federal Agencies	3133EN2L3	Federal Farm Credit Bank	11/17/2022	5/17/2027	4.13	25,000,000	24,982,750	24,995,682	25,083,075
Federal Agencies	3133EPP66	Federal Farm Credit Bank	12/20/2023	5/20/2027	4.00	31,000,000	30,905,760	30,968,713	31,060,729
Federal Agencies	3133EPP66	Federal Farm Credit Bank	12/20/2023	5/20/2027	4.00	58,850,000	58,662,269	58,787,674	58,965,287
Federal Agencies	3130B6R24	Federal Home Loan Bank	6/13/2025	6/4/2027	3.88	10,000,000	9,986,700	9,992,086	10,002,580
Federal Agencies	3130B6R24	Federal Home Loan Bank	6/13/2025	6/4/2027	3.88	13,000,000	12,982,710	12,989,712	13,003,354
Federal Agencies	3130B6R24	Federal Home Loan Bank	6/13/2025	6/4/2027	3.88	16,500,000	16,478,055	16,486,943	16,504,257
Federal Agencies	3130B6R24	Federal Home Loan Bank	6/13/2025	6/4/2027	3.88	20,000,000	19,973,400	19,984,173	20,005,160
Federal Agencies	3130B6R24	Federal Home Loan Bank	6/13/2025	6/4/2027	3.88	36,000,000	35,952,120	35,971,511	36,009,288
Federal Agencies	3130ASGU7	Federal Home Loan Bank	7/19/2022	6/11/2027	3.50	10,000,000	10,141,500	10,034,504	9,960,270
Federal Agencies	3130ASGU7	Federal Home Loan Bank	7/19/2022	6/11/2027	3.50	12,375,000	12,552,829	12,418,363	12,325,834
Federal Agencies	3130ASGU7	Federal Home Loan Bank	7/20/2022	6/11/2027	3.50	21,725,000	22,016,550	21,796,134	21,638,687
Federal Agencies	3130AX4E5	Federal Home Loan Bank	5/13/2024	6/11/2027	4.50	11,000,000	10,937,190	10,975,636	11,085,822
Federal Agencies	3130B1EF0	Federal Home Loan Bank	7/10/2024	6/11/2027	4.63	20,700,000	20,795,634	20,739,115	20,873,218
Federal Agencies	3133EPMV4	Federal Farm Credit Bank	6/15/2023	6/15/2027	4.13	28,940,000	28,911,928	28,931,546	29,038,280
Federal Agencies	3133ENZK9	Federal Farm Credit Bank	7/7/2022	6/28/2027	3.24	27,865,000	28,099,066	27,923,355	27,644,393
Federal Agencies	3133ERJZ5	Federal Farm Credit Bank	6/28/2024	6/28/2027	4.50	30,000,000	29,985,840	29,994,142	30,238,470
Federal Agencies	3133ERV9R	Federal Farm Credit Bank	9/30/2024	7/1/2027	3.50	55,000,000	54,925,200	54,966,027	54,774,555
Federal Agencies	3133ERKM2	Federal Farm Credit Bank	7/9/2024	7/8/2027	4.50	25,000,000	25,033,250	25,014,072	25,202,100
Federal Agencies	3133ERKM2	Federal Farm Credit Bank	7/10/2024	7/8/2027	4.50	25,000,000	25,025,500	25,010,802	25,202,100
Federal Agencies	3133ERMB4	Federal Farm Credit Bank	7/23/2024	7/23/2027	4.25	10,000,000	9,996,500	9,998,472	10,056,270
Federal Agencies	3133ERMB4	Federal Farm Credit Bank	7/23/2024	7/23/2027	4.25	15,000,000	14,994,750	14,997,708	15,084,405
Federal Agencies	3133ETSX6	Federal Farm Credit Bank	8/11/2025	8/11/2027	3.63	5,000,000	4,989,950	4,993,158	4,984,930
Federal Agencies	3133ETSX6	Federal Farm Credit Bank	8/11/2025	8/11/2027	3.63	5,000,000	4,989,750	4,993,022	4,984,930
Federal Agencies	3133ETSX6	Federal Farm Credit Bank	8/11/2025	8/11/2027	3.63	7,000,000	6,985,930	6,990,421	6,978,902
Federal Agencies	3133EPBM6	Federal Farm Credit Bank	2/23/2023	8/23/2027	4.13	10,000,000	9,974,000	9,991,940	10,042,220
Federal Agencies	3130B82L5	Federal Home Loan Bank	10/9/2025	10/4/2027	3.50	20,000,000	19,959,400	19,969,144	19,912,680
Federal Agencies	3130B82L5	Federal Home Loan Bank	10/9/2025	10/4/2027	3.50	25,000,000	24,949,250	24,961,430	24,890,850
Federal Agencies	3130B82L5	Federal Home Loan Bank	10/9/2025	10/4/2027	3.50	41,000,000	40,916,770	40,936,745	40,820,994
Federal Agencies	3130B82L5	Federal Home Loan Bank	10/9/2025	10/4/2027	3.50	50,000,000	49,898,500	49,922,860	49,781,700
Federal Agencies	3133ET6R3	Federal Farm Credit Bank	1/8/2026	10/8/2027	3.38	15,000,000	14,977,650	14,980,558	14,897,490
Federal Agencies	3133ERXJ5	Federal Farm Credit Bank	10/15/2024	10/15/2027	3.88	5,000,000	4,997,250	4,998,589	5,000,075
Federal Agencies	3133ERXJ5	Federal Farm Credit Bank	10/15/2024	10/15/2027	3.88	8,000,000	7,996,160	7,998,029	8,000,120
Federal Agencies	3133ETM95	Federal Farm Credit Bank	10/27/2025	10/27/2027	3.38	9,320,000	9,298,844	9,303,365	9,253,977
Federal Agencies	3133ETM95	Federal Farm Credit Bank	10/27/2025	10/27/2027	3.38	60,000,000	59,863,800	59,892,906	59,574,960
Federal Agencies	3133ER2Z3	Federal Farm Credit Bank	2/4/2025	11/3/2027	4.25	5,000,000	4,999,350	4,999,623	5,028,160
Federal Agencies	3133ER2Z3	Federal Farm Credit Bank	2/4/2025	11/3/2027	4.25	41,880,000	41,877,738	41,878,689	42,115,868
Federal Agencies	3133EPC60	Federal Farm Credit Bank	11/15/2023	11/15/2027	4.63	27,950,000	27,834,008	27,902,920	28,284,953
Federal Agencies	3133EPC60	Federal Farm Credit Bank	11/15/2023	11/15/2027	4.63	33,300,000	33,161,472	33,243,773	33,699,067
Federal Agencies	3133ERJ51	Federal Farm Credit Bank	12/17/2024	12/10/2027	4.13	21,000,000	20,936,790	20,964,096	21,074,235
Federal Agencies	3133ERJ51	Federal Farm Credit Bank	12/17/2024	12/10/2027	4.13	25,505,000	25,428,485	25,461,538	25,595,160
Federal Agencies	3133ERJ51	Federal Farm Credit Bank	12/17/2024	12/10/2027	4.13	33,000,000	32,893,080	32,939,268	33,116,655
Federal Agencies	3133ERJ51	Federal Farm Credit Bank	12/17/2024	12/10/2027	4.13	38,343,000	38,227,588	38,277,444	38,478,543
Federal Agencies	3133EN5N6	Federal Farm Credit Bank	12/17/2025	1/6/2028	4.00	50,000,000	50,486,000	50,417,960	50,098,750
Federal Agencies	3133ET6K8	Federal Farm Credit Bank	1/14/2026	1/7/2028	3.38	23,480,000	23,403,690	23,411,817	23,287,746
Federal Agencies	3133ET6K8	Federal Farm Credit Bank	1/7/2026	1/7/2028	3.38	30,000,000	29,941,500	29,948,232	29,754,360
Federal Agencies	3133ET6K8	Federal Farm Credit Bank	1/7/2026	1/7/2028	3.38	46,000,000	45,910,300	45,920,622	45,623,352

Investment Inventory

Pooled Fund

Type of Investment	CUSIP	Issuer Name	Settle Date	Maturity Date	Coupon	Par Value	Original Cost	Amortized Book	Market Value
Federal Agencies	3133ERT84	Federal Farm Credit Bank	1/14/2025	1/14/2028	4.25	29,750,000	29,575,963	29,646,213	29,885,660
Federal Agencies	3133ET2W6	Federal Farm Credit Bank	12/8/2025	1/20/2028	3.50	5,000,000	4,991,800	4,993,009	4,967,885
Federal Agencies	3133EWAU4	Federal Farm Credit Bank	1/21/2026	1/21/2028	3.50	35,000,000	34,926,150	34,933,232	34,772,395
Federal Agencies	3133EWAU4	Federal Farm Credit Bank	1/21/2026	1/21/2028	3.50	35,000,000	34,926,150	34,933,232	34,772,395
Federal Agencies	3133ERZ46	Federal Farm Credit Bank	1/31/2025	1/28/2028	4.25	47,000,000	46,976,030	46,985,359	47,373,885
Federal Agencies	3133ERZ46	Federal Farm Credit Bank	1/31/2025	1/28/2028	4.25	50,000,000	49,974,500	49,984,424	50,397,750
Federal Agencies	3130B9RC6	Federal Home Loan Bank	3/5/2026	3/3/2028	3.50	13,000,000	12,988,820	12,989,234	12,917,151
Federal Agencies	3130B9RC6	Federal Home Loan Bank	3/5/2026	3/3/2028	3.50	15,000,000	14,987,100	14,987,578	14,904,405
Federal Agencies	3130B9RC6	Federal Home Loan Bank	3/5/2026	3/3/2028	3.50	25,000,000	24,978,500	24,979,296	24,840,675
Federal Agencies	3130B9RC6	Federal Home Loan Bank	3/5/2026	3/3/2028	3.50	30,000,000	29,974,200	29,975,156	29,808,810
Federal Agencies	3130B9RC6	Federal Home Loan Bank	3/5/2026	3/3/2028	3.50	50,000,000	49,957,000	49,958,593	49,681,350
Federal Agencies	3133EP5S0	Federal Farm Credit Bank	4/9/2024	3/20/2028	4.25	4,971,000	4,916,667	4,943,890	5,003,953
Federal Agencies	3133EWJZ4	Federal Farm Credit Bank	3/27/2026	3/27/2028	3.88	2,000,000	1,998,040	1,998,053	2,002,160
Federal Agencies	3133EWJZ4	Federal Farm Credit Bank	3/27/2026	3/27/2028	3.88	25,000,000	24,978,500	24,978,647	25,027,000
Federal Agencies	3133EWJZ4	Federal Farm Credit Bank	3/27/2026	3/27/2028	3.88	25,000,000	24,976,500	24,976,661	25,027,000
Federal Agencies	3133EWJZ4	Federal Farm Credit Bank	3/27/2026	3/27/2028	3.88	25,000,000	24,975,500	24,975,668	25,027,000
Federal Agencies	3133ETJZ1	Federal Farm Credit Bank	6/11/2025	6/5/2028	3.88	7,370,000	7,342,584	7,349,978	7,346,291
Federal Agencies	3133ETJZ1	Federal Farm Credit Bank	6/5/2025	6/5/2028	3.88	25,000,000	24,957,250	24,968,952	24,919,575
Federal Agencies	3133ERGL9	Federal Farm Credit Bank	6/26/2024	6/7/2028	4.50	14,934,000	14,962,076	14,949,537	15,118,315
Federal Agencies	3133ERGL9	Federal Farm Credit Bank	6/7/2024	6/7/2028	4.50	15,000,000	14,994,600	14,997,051	15,185,130
Federal Agencies	3133ERGL9	Federal Farm Credit Bank	6/26/2024	6/7/2028	4.50	20,000,000	20,037,600	20,020,808	20,246,840
Federal Agencies	3130AWC24	Federal Home Loan Bank	5/14/2025	6/9/2028	4.00	10,000,000	9,996,600	9,997,576	10,028,600
Federal Agencies	3133ETNU7	Federal Farm Credit Bank	7/7/2025	7/3/2028	3.75	22,500,000	22,424,175	22,442,784	22,455,495
Federal Agencies	3133ETNU7	Federal Farm Credit Bank	7/8/2025	7/3/2028	3.75	25,000,000	24,904,000	24,927,494	24,950,550
Federal Agencies	3133ETNU7	Federal Farm Credit Bank	7/7/2025	7/3/2028	3.75	50,000,000	49,829,500	49,871,344	49,901,100
Federal Agencies	3133EPSK2	Federal Farm Credit Bank	8/7/2023	8/7/2028	4.25	19,500,000	19,412,250	19,458,743	19,660,212
Federal Agencies	3133EPUN3	Federal Farm Credit Bank	8/28/2023	8/28/2028	4.50	10,000,000	9,979,100	9,989,933	10,124,240
Federal Agencies	3133EPUN3	Federal Farm Credit Bank	8/28/2023	8/28/2028	4.50	15,000,000	14,962,800	14,982,082	15,186,360
Federal Agencies	3133EPUN3	Federal Farm Credit Bank	8/28/2023	8/28/2028	4.50	25,000,000	24,943,500	24,972,786	25,310,600
Federal Agencies	3133EPUN3	Federal Farm Credit Bank	8/28/2023	8/28/2028	4.50	33,000,000	32,904,960	32,954,223	33,409,992
Federal Agencies	3133ET4Y0	Federal Farm Credit Bank	12/22/2025	9/22/2028	3.50	10,000,000	9,997,600	9,997,839	9,911,670
Federal Agencies	3133ET4Y0	Federal Farm Credit Bank	12/22/2025	9/22/2028	3.50	20,000,000	19,995,200	19,995,678	19,823,340
Federal Agencies	3133ERHN4	Federal Farm Credit Bank	6/20/2024	10/20/2028	4.25	5,000,000	4,972,100	4,983,556	5,034,980
Federal Agencies	3133ERHN4	Federal Farm Credit Bank	6/20/2024	10/20/2028	4.25	38,000,000	37,785,300	37,873,459	38,265,848
Federal Agencies	3133ETL70	Federal Farm Credit Bank	11/26/2025	10/24/2028	3.38	5,000,000	4,977,650	4,980,299	4,939,270
Federal Agencies	3133ETL70	Federal Farm Credit Bank	11/26/2025	10/24/2028	3.38	25,000,000	24,890,000	24,903,039	24,696,350
Federal Agencies	3133ETL70	Federal Farm Credit Bank	11/26/2025	10/24/2028	3.38	30,000,000	29,865,900	29,881,795	29,635,620
Federal Agencies	3133EPC45	Federal Farm Credit Bank	11/13/2023	11/13/2028	4.63	12,000,000	11,984,040	11,991,640	12,195,060
Federal Agencies	3133EPC45	Federal Farm Credit Bank	11/13/2023	11/13/2028	4.63	20,000,000	19,971,600	19,985,124	20,325,100
Federal Agencies	3133EPC45	Federal Farm Credit Bank	11/13/2023	11/13/2028	4.63	55,000,000	54,922,285	54,959,292	55,894,025
Federal Agencies	3130B3GD9	Federal Home Loan Bank	10/28/2024	11/27/2028	4.00	47,025,000	46,940,355	46,969,876	47,065,159
Federal Agencies	3133ET2S5	Federal Farm Credit Bank	12/9/2025	11/28/2028	3.38	35,000,000	34,735,750	34,763,271	34,581,155
Federal Agencies	3133EJ5J4	Federal Farm Credit Bank	1/8/2026	1/16/2029	3.19	10,000,000	9,891,400	9,899,565	9,812,520
Federal Agencies	3130AVBD3	Federal Home Loan Bank	4/9/2024	3/9/2029	4.50	25,000,000	25,018,750	25,011,208	25,428,200
Federal Agencies	3133EP5U5	Federal Farm Credit Bank	4/8/2024	3/20/2029	4.13	51,660,000	51,008,309	51,269,058	51,952,086
Federal Agencies	3133EWKC3	Federal Farm Credit Bank	3/27/2026	3/27/2029	3.88	21,700,000	21,649,005	21,649,238	21,718,011
Federal Agencies	3133EWKC3	Federal Farm Credit Bank	3/27/2026	3/27/2029	3.88	25,000,000	24,947,250	24,947,491	25,020,750

Investment Inventory

Pooled Fund

Type of Investment	CUSIP	Issuer Name	Settle Date	Maturity Date	Coupon	Par Value	Original Cost	Amortized Book	Market Value
Federal Agencies	3133EWKC3	Federal Farm Credit Bank	3/27/2026	3/27/2029	3.88	50,000,000	49,882,500	49,883,036	50,041,500
Federal Agencies	3133ERDH1	Federal Farm Credit Bank	5/8/2024	4/30/2029	4.75	27,892,000	28,191,755	28,077,492	28,590,974
Federal Agencies	3133ERDH1	Federal Farm Credit Bank	5/8/2024	4/30/2029	4.75	30,000,000	30,317,400	30,196,411	30,751,800
Federal Agencies	3133ERDH1	Federal Farm Credit Bank	5/8/2024	4/30/2029	4.75	63,085,000	63,763,795	63,505,046	64,665,910
Federal Agencies	3130B1BC0	Federal Home Loan Bank	7/31/2025	6/8/2029	4.63	9,705,000	9,943,355	9,902,049	9,915,919
Federal Agencies	3133ERGS4	Federal Farm Credit Bank	6/26/2024	6/11/2029	4.25	10,000,000	9,967,600	9,979,122	10,098,890
Federal Agencies	3133ERGS4	Federal Farm Credit Bank	6/26/2024	6/11/2029	4.25	10,000,000	9,967,600	9,979,122	10,098,890
Federal Agencies	3133ERGS4	Federal Farm Credit Bank	6/26/2024	6/11/2029	4.25	10,000,000	9,967,600	9,979,122	10,098,890
Federal Agencies	3133ERGS4	Federal Farm Credit Bank	6/26/2024	6/11/2029	4.25	20,000,000	19,935,200	19,958,243	20,197,780
Federal Agencies	3133ERGS4	Federal Farm Credit Bank	6/26/2024	6/11/2029	4.25	29,000,000	28,923,730	28,950,852	29,286,781
Federal Agencies	3130B2XR1	Federal Home Loan Bank	10/2/2024	7/2/2029	4.01	25,000,000	25,000,000	25,000,000	24,754,050
Federal Agencies	3130B2XR1	Federal Home Loan Bank	10/2/2024	7/2/2029	4.01	25,000,000	25,000,000	25,000,000	24,754,050
Federal Agencies	3130B2XR1	Federal Home Loan Bank	10/2/2024	7/2/2029	4.01	65,000,000	65,000,000	65,000,000	64,360,530
Federal Agencies	3133ERKX8	Federal Farm Credit Bank	7/12/2024	7/12/2029	4.25	20,000,000	19,989,200	19,992,914	20,210,400
Federal Agencies	3130ATHX8	Federal Home Loan Bank	9/27/2024	9/14/2029	4.13	15,000,000	15,392,700	15,273,352	15,099,600
Federal Agencies	3130ATHX8	Federal Home Loan Bank	10/29/2024	9/14/2029	4.13	15,000,000	15,048,300	15,034,225	15,099,600
Federal Agencies	3130ATHX8	Federal Home Loan Bank	10/29/2024	9/14/2029	4.13	15,000,000	15,043,200	15,030,611	15,099,600
Federal Agencies	3130ATHX8	Federal Home Loan Bank	8/11/2025	9/14/2029	4.13	17,000,000	17,204,170	17,172,350	17,112,880
Federal Agencies	3130ATHX8	Federal Home Loan Bank	10/29/2024	9/14/2029	4.13	25,590,000	25,663,699	25,642,223	25,759,918
Federal Agencies	3136GAVY2	Fannie Mae	10/1/2025	10/1/2029	4.08	25,000,000	25,000,000	25,000,000	24,809,225
Federal Agencies	3136GAVY2	Fannie Mae	10/1/2025	10/1/2029	4.08	25,000,000	25,000,000	25,000,000	24,809,225
Federal Agencies	3136GAVY2	Fannie Mae	10/1/2025	10/1/2029	4.08	25,000,000	25,000,000	25,000,000	24,809,225
Federal Agencies	3136GAVY2	Fannie Mae	10/1/2025	10/1/2029	4.08	25,000,000	25,000,000	25,000,000	24,809,225
Federal Agencies	3136GAVY2	Fannie Mae	10/1/2025	10/1/2029	4.08	50,000,000	50,000,000	50,000,000	49,618,450
Federal Agencies	3133ETKN6	Federal Farm Credit Bank	6/9/2025	10/9/2029	4.00	10,000,000	9,987,500	9,989,837	10,010,700
Federal Agencies	3133ETKN6	Federal Farm Credit Bank	6/9/2025	10/9/2029	4.00	15,000,000	14,981,250	14,984,756	15,016,050
Federal Agencies	3136GAWY1	Fannie Mae	10/15/2025	10/15/2029	4.00	25,000,000	25,000,000	25,000,000	24,765,625
Federal Agencies	3136GAWY1	Fannie Mae	10/15/2025	10/15/2029	4.00	25,000,000	25,000,000	25,000,000	24,765,625
Federal Agencies	3136GAWY1	Fannie Mae	10/15/2025	10/15/2029	4.00	25,000,000	25,000,000	25,000,000	24,765,625
Federal Agencies	3136GAWY1	Fannie Mae	10/15/2025	10/15/2029	4.00	25,000,000	25,000,000	25,000,000	24,765,625
Federal Agencies	3136GAWY1	Fannie Mae	10/15/2025	10/15/2029	4.00	50,000,000	50,000,000	50,000,000	49,531,250
Federal Agencies	3136GC2P9	Fannie Mae	11/7/2025	11/7/2029	4.05	25,000,000	24,998,750	24,998,874	24,858,575
Federal Agencies	3136GC2P9	Fannie Mae	11/7/2025	11/7/2029	4.05	25,000,000	24,998,750	24,998,874	24,858,575
Federal Agencies	3136GC2P9	Fannie Mae	11/7/2025	11/7/2029	4.05	25,000,000	24,998,750	24,998,874	24,858,575
Federal Agencies	3136GC2P9	Fannie Mae	11/7/2025	11/7/2029	4.05	25,000,000	24,998,750	24,998,874	24,858,575
Federal Agencies	3136GC2P9	Fannie Mae	11/7/2025	11/7/2029	4.05	50,000,000	49,997,500	49,997,748	49,717,150
Federal Agencies	3133ETJV0	Federal Farm Credit Bank	5/30/2025	11/30/2029	4.00	15,000,000	14,945,400	14,955,557	14,999,490
Federal Agencies	3133ETJV0	Federal Farm Credit Bank	5/30/2025	11/30/2029	4.00	23,000,000	22,922,030	22,936,534	22,999,218
Federal Agencies	3136GCFD2	Fannie Mae	1/16/2026	1/16/2030	4.06	25,000,000	25,000,000	25,000,000	24,728,625
Federal Agencies	3136GCFD2	Fannie Mae	1/16/2026	1/16/2030	4.06	25,000,000	25,000,000	25,000,000	24,728,625
Federal Agencies	3136GCFD2	Fannie Mae	1/16/2026	1/16/2030	4.06	25,000,000	25,000,000	25,000,000	24,728,625
Federal Agencies	3136GCFD2	Fannie Mae	1/16/2026	1/16/2030	4.06	25,000,000	25,000,000	25,000,000	24,728,625
Federal Agencies	3136GCFD2	Fannie Mae	1/16/2026	1/16/2030	4.06	50,000,000	50,000,000	50,000,000	49,457,250
Federal Agencies	3133ER4H1	Federal Farm Credit Bank	3/25/2025	1/18/2030	4.50	12,815,000	13,022,219	12,978,420	13,019,681
Federal Agencies	3133ER4H1	Federal Farm Credit Bank	3/25/2025	1/18/2030	4.50	18,000,000	18,289,620	18,228,405	18,287,496
Federal Agencies	3133ETME4	Federal Farm Credit Bank	6/23/2025	1/23/2030	4.00	5,000,000	4,989,550	4,991,309	5,008,640
Federal Agencies	3133ETME4	Federal Farm Credit Bank	6/23/2025	1/23/2030	4.00	14,450,000	14,418,788	14,424,043	14,474,970

Investment Inventory

Pooled Fund

Type of Investment	CUSIP	Issuer Name	Settle Date	Maturity Date	Coupon	Par Value	Original Cost	Amortized Book	Market Value
Federal Agencies	3133ETME4	Federal Farm Credit Bank	6/23/2025	1/23/2030	4.00	25,000,000	24,946,000	24,955,091	25,043,200
Federal Agencies	3133ER7L9	Federal Farm Credit Bank	4/10/2025	3/18/2030	4.00	8,695,000	8,671,610	8,676,229	8,678,749
Federal Agencies	3133ETBF3	Federal Farm Credit Bank	4/9/2025	4/1/2030	4.00	15,000,000	14,993,700	14,994,937	15,070,065
Federal Agencies	3133ETBF3	Federal Farm Credit Bank	4/9/2025	4/1/2030	4.00	32,260,000	32,243,870	32,247,037	32,410,686
Federal Agencies	3133ETBF3	Federal Farm Credit Bank	4/10/2025	4/1/2030	4.00	43,020,000	42,904,276	42,926,950	43,220,946
Federal Agencies	3133ETBF3	Federal Farm Credit Bank	4/9/2025	4/1/2030	4.00	46,750,000	46,732,703	46,736,099	46,968,369
Federal Agencies	3133ETBF3	Federal Farm Credit Bank	4/15/2025	4/1/2030	4.00	50,000,000	49,527,500	49,619,027	50,233,550
Federal Agencies	3133ETKQ9	Federal Farm Credit Bank	7/9/2025	6/10/2030	4.00	9,750,000	9,746,100	9,746,677	9,765,902
Federal Agencies	3133ETKQ9	Federal Farm Credit Bank	6/10/2025	6/10/2030	4.00	10,000,000	9,974,000	9,978,200	10,016,310
Federal Agencies	3133ETKQ9	Federal Farm Credit Bank	7/9/2025	6/10/2030	4.00	15,000,000	14,998,650	14,998,850	15,024,465
Federal Agencies	3133ETKQ9	Federal Farm Credit Bank	6/10/2025	6/10/2030	4.00	20,000,000	19,945,000	19,953,886	20,032,620
Federal Agencies	3133ETKQ9	Federal Farm Credit Bank	6/23/2025	6/10/2030	4.00	25,000,000	24,965,000	24,970,444	25,040,775
Federal Agencies	3130AWGS3	Federal Home Loan Bank	7/9/2025	6/14/2030	4.13	12,515,000	12,579,452	12,569,933	12,596,010
Federal Agencies	3130AWGS3	Federal Home Loan Bank	6/23/2025	6/14/2030	4.13	16,000,000	16,063,200	16,053,391	16,103,568
Federal Agencies	3130AWMP2	Federal Home Loan Bank	11/20/2025	6/14/2030	4.38	31,000,000	31,899,000	31,827,813	31,504,339
Federal Agencies	3133ETLM7	Federal Farm Credit Bank	7/8/2025	6/17/2030	4.00	10,070,000	10,077,855	10,076,693	10,078,660
Federal Agencies	3133ETLM7	Federal Farm Credit Bank	7/8/2025	6/17/2030	4.00	15,000,000	15,012,900	15,010,992	15,012,900
Federal Agencies	3133ETLM7	Federal Farm Credit Bank	7/9/2025	6/17/2030	4.00	16,944,000	16,937,222	16,938,222	16,958,572
Federal Agencies	3133ETLM7	Federal Farm Credit Bank	7/8/2025	6/17/2030	4.00	41,000,000	41,035,260	41,030,044	41,035,260
Federal Agencies	3134HCKN8	Freddie Mac	12/24/2025	6/24/2030	4.04	25,000,000	25,000,000	25,000,000	24,718,150
Federal Agencies	3134HCKN8	Freddie Mac	12/24/2025	6/24/2030	4.04	25,000,000	25,000,000	25,000,000	24,718,150
Federal Agencies	3134HCKN8	Freddie Mac	12/24/2025	6/24/2030	4.04	25,000,000	25,000,000	25,000,000	24,718,150
Federal Agencies	3134HCKN8	Freddie Mac	12/24/2025	6/24/2030	4.04	25,000,000	25,000,000	25,000,000	24,718,150
Federal Agencies	3134HCKN8	Freddie Mac	12/24/2025	6/24/2030	4.04	50,000,000	50,000,000	50,000,000	49,436,300
Federal Agencies	3136GCEC5	Fannie Mae	1/12/2026	7/1/2030	4.11	25,000,000	25,000,000	25,000,000	24,800,525
Federal Agencies	3136GCEC5	Fannie Mae	1/12/2026	7/1/2030	4.11	25,000,000	25,000,000	25,000,000	24,800,525
Federal Agencies	3136GCEC5	Fannie Mae	1/12/2026	7/1/2030	4.11	25,000,000	25,000,000	25,000,000	24,800,525
Federal Agencies	3136GCEC5	Fannie Mae	1/12/2026	7/1/2030	4.11	25,000,000	25,000,000	25,000,000	24,800,525
Federal Agencies	3136GCEC5	Fannie Mae	1/12/2026	7/1/2030	4.11	50,000,000	50,000,000	50,000,000	49,601,050
Federal Agencies	3133ETPF8	Federal Farm Credit Bank	7/14/2025	7/8/2030	3.75	20,000,000	19,776,200	19,808,294	19,874,080
Federal Agencies	3133EWGC8	Federal Farm Credit Bank	3/6/2026	9/6/2030	3.50	36,750,000	36,529,500	36,532,985	36,056,160
Federal Agencies	3136GATQ2	Fannie Mae	9/30/2025	9/30/2030	4.03	25,000,000	25,000,000	25,000,000	24,759,825
Federal Agencies	3136GATQ2	Fannie Mae	9/30/2025	9/30/2030	4.03	25,000,000	25,000,000	25,000,000	24,759,825
Federal Agencies	3136GATQ2	Fannie Mae	9/30/2025	9/30/2030	4.03	25,000,000	25,000,000	25,000,000	24,759,825
Federal Agencies	3136GATQ2	Fannie Mae	9/30/2025	9/30/2030	4.03	25,000,000	25,000,000	25,000,000	24,759,825
Federal Agencies	3136GATQ2	Fannie Mae	9/30/2025	9/30/2030	4.03	50,000,000	50,000,000	50,000,000	49,519,650
Federal Agencies	3134HCFX2	Freddie Mac	12/23/2025	12/23/2030	4.18	23,000,000	23,000,000	23,000,000	22,762,410
Federal Agencies	3134HCFX2	Freddie Mac	12/23/2025	12/23/2030	4.18	25,000,000	25,000,000	25,000,000	24,741,750
Federal Agencies	3134HCFX2	Freddie Mac	12/23/2025	12/23/2030	4.18	25,000,000	25,000,000	25,000,000	24,741,750
Federal Agencies	3134HCFX2	Freddie Mac	12/23/2025	12/23/2030	4.18	25,000,000	25,000,000	25,000,000	24,741,750
Federal Agencies	3134HCFX2	Freddie Mac	12/23/2025	12/23/2030	4.18	50,000,000	50,000,000	50,000,000	49,483,500
Subtotals					3.45	7,881,934,000	7,862,234,557	7,871,724,529	7,863,178,072
Negotiable CDs	78015JQ1	Royal Bank of Canada/NY	7/9/2025	4/7/2026	4.33	50,000,000	50,000,000	50,000,000	50,006,000
Negotiable CDs	06418NJE3	Bank of Nova Scotia/HOU	8/21/2025	4/20/2026	4.20	125,000,000	125,000,000	125,000,000	125,035,000
Negotiable CDs	06418NJK9	Bank of Nova Scotia/HOU	9/3/2025	4/23/2026	4.11	100,000,000	100,000,000	100,000,000	100,018,000
Negotiable CDs	78015JMC8	Royal Bank of Canada/NY	8/21/2025	4/23/2026	4.18	100,000,000	100,000,000	100,000,000	100,033,000
Negotiable CDs	96130AZZ4	Westpac Banking Corp/NY	5/15/2025	5/4/2026	4.35	125,000,000	125,000,000	125,000,000	125,065,000
Negotiable CDs	06367DRZ0	Bank of Montreal/CHI	8/5/2025	6/1/2026	4.17	100,000,000	100,000,000	100,000,000	100,040,000

Investment Inventory

Pooled Fund

Type of Investment	CUSIP	Issuer Name	Settle Date	Maturity Date	Coupon	Par Value	Original Cost	Amortized Book	Market Value
Negotiable CDs	06367DSQ9	Bank of Montreal/CHI	9/9/2025	6/9/2026	4.00	46,000,000	46,000,000	46,000,000	46,014,720
Negotiable CDs	06367DS97	Bank of Montreal/CHI	8/18/2025	6/15/2026	4.20	100,000,000	100,000,000	100,000,000	100,051,000
Negotiable CDs	06367DSR7	Bank of Montreal/CHI	9/9/2025	6/15/2026	4.00	54,000,000	54,000,000	54,000,000	54,017,820
Negotiable CDs	89115DNV4	Toronto Dominion Bank/NY	1/5/2026	6/15/2026	3.78	100,000,000	100,000,000	100,000,000	99,977,000
Negotiable CDs	96130AC22	Westpac Banking Corp/NY	6/20/2025	6/15/2026	4.32	100,000,000	100,000,000	100,000,000	100,071,000
Negotiable CDs	06367DSV8	Bank of Montreal/CHI	9/24/2025	6/17/2026	3.98	55,000,000	55,000,000	55,000,000	55,004,400
Negotiable CDs	89115DK96	Toronto Dominion Bank/NY	12/11/2025	6/23/2026	3.85	50,000,000	50,000,000	50,000,000	49,993,000
Negotiable CDs	06418NHV7	Bank of Nova Scotia/HOU	7/24/2025	7/1/2026	4.27	100,000,000	100,000,000	100,000,000	100,088,000
Negotiable CDs	78015JL88	Royal Bank of Canada/NY	8/14/2025	7/1/2026	4.06	100,000,000	100,000,000	100,000,000	100,026,000
Negotiable CDs	89115DKD7	Toronto Dominion Bank/NY	12/11/2025	7/1/2026	3.85	50,000,000	50,000,000	50,000,000	49,991,500
Negotiable CDs	89115MA63	Toronto Dominion Bank/NY	3/25/2026	9/23/2026	4.05	25,000,000	25,000,000	25,000,000	25,005,790
Negotiable CDs	89115MAA4	Toronto Dominion Bank/NY	3/25/2026	9/24/2026	4.05	50,000,000	50,000,000	50,000,000	50,011,162
Negotiable CDs	89115MAE6	Toronto Dominion Bank/NY	3/25/2026	10/5/2026	4.06	25,000,000	25,000,000	25,000,000	25,005,791
Negotiable CDs	13606DUD2	Canadian Imperial Bank/NY	3/25/2026	10/23/2026	4.05	100,000,000	100,000,000	100,000,000	100,012,464
Negotiable CDs	78015J4M6	Royal Bank of Canada/NY	3/25/2026	10/23/2026	4.00	100,000,000	100,000,000	100,000,000	100,009,145
Negotiable CDs	89115MAJ5	Toronto Dominion Bank/NY	3/26/2026	10/23/2026	4.07	100,000,000	100,000,000	100,000,000	100,023,531
Subtotals					4.11	1,755,000,000	1,755,000,000	1,755,000,000	1,755,499,323
Commercial Paper	62479MD67	MUFG Bank Ltd/NY	7/28/2025	4/6/2026	0.00	110,000,000	106,712,100	109,934,764	109,921,130
Commercial Paper	62479MDN0	MUFG Bank Ltd/NY	9/3/2025	4/22/2026	0.00	51,000,000	49,668,093	50,878,918	50,880,711
Commercial Paper	89233HEL4	Toyota Motor Credit	9/9/2025	5/20/2026	0.00	55,000,000	53,488,676	54,707,293	54,704,100
Commercial Paper	89233HEN0	Toyota Motor Credit	8/27/2025	5/22/2026	0.00	100,000,000	96,970,111	99,423,417	99,440,500
Commercial Paper	62479MF16	MUFG Bank Ltd/NY	12/11/2025	6/1/2026	0.00	30,000,000	29,451,033	29,805,308	29,801,040
Commercial Paper	89233HF33	Toyota Motor Credit	9/9/2025	6/3/2026	0.00	60,000,000	58,264,500	59,590,500	59,586,360
Commercial Paper	62479MFF5	MUFG Bank Ltd/NY	1/6/2026	6/15/2026	0.00	65,000,000	63,922,444	64,494,896	64,470,770
Commercial Paper	62479MFJ7	MUFG Bank Ltd/NY	12/11/2025	6/18/2026	0.00	15,000,000	14,699,175	14,875,850	14,872,980
Commercial Paper	62479MFP3	MUFG Bank Ltd/NY	12/11/2025	6/23/2026	0.00	50,000,000	48,970,722	49,559,639	49,549,450
Commercial Paper	62479MFV0	MUFG Bank Ltd/NY	12/11/2025	6/29/2026	0.00	25,000,000	24,469,444	24,763,903	24,758,350
Commercial Paper	89233HG16	Toyota Motor Credit	10/27/2025	7/1/2026	0.00	70,000,000	68,184,550	69,331,150	69,301,820
Commercial Paper	89233HGE8	Toyota Motor Credit	12/16/2025	7/14/2026	0.00	75,000,000	73,359,375	74,187,500	74,146,425
Commercial Paper	89233HGQ1	Toyota Motor Credit	12/16/2025	7/24/2026	0.00	75,000,000	73,285,833	74,111,750	74,065,050
Commercial Paper	89233HGV0	Toyota Motor Credit	12/16/2025	7/29/2026	0.00	50,000,000	48,834,375	49,383,514	49,349,700
Commercial Paper	62479MJP9	MUFG Bank Ltd/NY	3/25/2026	9/23/2026	0.00	100,000,000	97,987,889	98,065,278	98,099,200
Commercial Paper	62479MK77	MUFG Bank Ltd/NY	3/30/2026	10/7/2026	0.00	51,000,000	49,931,196	49,942,387	49,951,058
Commercial Paper	62479MKF9	MUFG Bank Ltd/NY	3/30/2026	10/15/2026	0.00	11,000,000	10,759,818	10,762,232	10,764,050
Subtotals					0.00	993,000,000	968,959,336	983,818,298	983,662,694
Medium Term Notes	594918CN2	Microsoft	7/9/2024	9/15/2026	3.40	6,452,000	6,270,957	6,414,113	6,440,135
Medium Term Notes	594918CN2	Microsoft	7/9/2024	9/15/2026	3.40	13,009,000	12,645,919	12,933,017	12,985,076
Medium Term Notes	14913UAN0	Caterpillar	11/18/2024	10/16/2026	4.45	18,385,000	18,600,288	18,441,236	18,423,204
Medium Term Notes	89236TMY8	Toyota Motors	1/9/2025	1/8/2027	4.60	40,000,000	39,978,000	39,991,490	40,156,320
Medium Term Notes	037833CJ7	Apple	9/18/2024	2/9/2027	3.35	50,000,000	49,586,000	49,851,263	49,738,500
Medium Term Notes	24422EXV6	John Deere	9/6/2024	7/15/2027	4.20	10,000,000	9,998,600	9,999,369	10,021,280
Medium Term Notes	24422EYD5	John Deere	6/5/2025	6/5/2028	4.25	25,000,000	24,977,750	24,983,840	25,061,125
Subtotals					3.98	162,846,000	162,057,514	162,614,327	162,825,640

Investment Inventory

Pooled Fund

Type of Investment	CUSIP	Issuer Name	Settle Date	Maturity Date	Coupon	Par Value	Original Cost	Amortized Book	Market Value
Money Market Funds	09248U718	BlackRock Liquidity Funds T-Fund	3/31/2026	4/1/2026	3.55	14,738,340	14,738,340	14,738,340	14,738,340
Money Market Funds	31607A703	Fidelity Govt Portfolio	3/31/2026	4/1/2026	3.58	506,189,669	506,189,669	506,189,669	506,189,669
Money Market Funds	608919718	Federated Hermes Govt Obligations Fund	3/31/2026	4/1/2026	3.59	467,096,180	467,096,180	467,096,180	467,096,180
Money Market Funds	262006208	Dreyfus Government Cash Management	3/31/2026	4/1/2026	3.54	15,333,433	15,333,433	15,333,433	15,333,433
Money Market Funds	85749T517	State Street Institutional U.S. Govt MMF	3/31/2026	4/1/2026	3.58	265,932,833	265,932,833	265,932,833	265,932,833
Money Market Funds	61747C319	Morgan Stanley Institutional Liquidity Fund	3/31/2026	4/1/2026	3.57	28,139,071	28,139,071	28,139,071	28,139,071
Subtotals					3.58	1,297,429,527	1,297,429,527	1,297,429,527	1,297,429,527
Supranational	459058KC6	Int'l Bank for Recon and Dev	9/12/2025	11/16/2026	2.25	55,000,000	54,035,300	54,486,241	54,402,150
Supranational	459058KJ1	Int'l Bank for Recon and Dev	7/17/2024	6/15/2027	3.13	12,323,000	11,934,333	12,162,122	12,211,600
Supranational	4581X0EN4	Inter-American Development Bank	4/9/2024	2/15/2029	4.13	25,000,000	24,630,000	24,780,671	25,159,250
Supranational	4581X0EN4	Inter-American Development Bank	7/17/2024	2/15/2029	4.13	50,000,000	49,827,000	49,891,384	50,318,500
Subtotals					3.32	142,323,000	140,426,633	141,320,418	142,091,500
Secured Bank Deposit	0660P0999	Bank of America TTX INV Deposit Acct	3/31/2026	4/1/2026	3.60	166,162,241	166,162,241	166,162,241	166,162,241
Subtotals					3.60	166,162,241	166,162,241	166,162,241	166,162,241
Grand Totals					3.25	17,947,694,768	17,889,585,415	17,924,417,626	17,907,716,614

Monthly Investment Earnings

Pooled Fund

Type of Investment	CUSIP	Description	Par Value	Accrued	(Amort.) / Accre.	Unrealized G/L	Total Earnings
U.S. Treasuries	91282CBW0	T 0.750 04/30/2026	50,000,000	32,113	5,928	-	38,041
U.S. Treasuries	91282CBW0	T 0.750 04/30/2026	50,000,000	32,113	4,739	-	36,853
U.S. Treasuries	91282CCJ8	T 0.875 06/30/2026	50,000,000	37,465	1,162	-	38,627
U.S. Treasuries	91282CCJ8	T 0.875 06/30/2026	50,000,000	37,465	-1,203	-	36,263
U.S. Treasuries	91282CCJ8	T 0.875 06/30/2026	50,000,000	37,465	-5,941	-	31,525
U.S. Treasuries	91282CCJ8	T 0.875 06/30/2026	50,000,000	37,465	-5,639	-	31,827
U.S. Treasuries	912828R36	T 1.625 05/15/2026	50,000,000	69,579	-38,871	-	30,707
U.S. Treasuries	91282CCJ8	T 0.875 06/30/2026	50,000,000	37,465	-7,040	-	30,426
U.S. Treasuries	91282CCJ8	T 0.875 06/30/2026	50,000,000	37,465	-4,172	-	33,293
U.S. Treasuries	912828R36	T 1.625 05/15/2026	50,000,000	69,579	-34,036	-	35,543
U.S. Treasuries	91282CCJ8	T 0.875 06/30/2026	50,000,000	37,465	1,114	-	38,579
U.S. Treasuries	91282CCW9	T 0.750 08/31/2026	50,000,000	31,590	9,496	-	41,086
U.S. Treasuries	91282CCZ2	T 0.875 09/30/2026	50,000,000	37,253	5,295	-	42,548
U.S. Treasuries	91282CCZ2	T 0.875 09/30/2026	50,000,000	37,253	5,595	-	42,848
U.S. Treasuries	91282CCJ8	T 0.875 06/30/2026	50,000,000	37,465	7,322	-	44,787
U.S. Treasuries	91282CCZ2	T 0.875 09/30/2026	50,000,000	37,253	11,694	-	48,947
U.S. Treasuries	91282CDK4	T 1.250 11/30/2026	50,000,000	53,228	-1,229	-	51,999
U.S. Treasuries	91282CDK4	T 1.250 11/30/2026	50,000,000	53,228	-1,997	-	51,231
U.S. Treasuries	91282CCJ8	T 0.875 06/30/2026	50,000,000	37,465	18,408	-	55,873
U.S. Treasuries	91282CDQ1	T 1.250 12/31/2026	50,000,000	53,522	51,594	-	105,116
U.S. Treasuries	91282CDK4	T 1.250 11/30/2026	50,000,000	53,228	53,063	-	106,291
U.S. Treasuries	91282CEF4	T 2.500 03/31/2027	25,000,000	53,219	4,125	-	57,344
U.S. Treasuries	91282CHX2	T 4.375 08/31/2028	50,000,000	184,273	-2,072	-	182,201
U.S. Treasuries	91282CHK0	T 4.000 06/30/2028	50,000,000	171,271	481	-	171,751
U.S. Treasuries	91282CHK0	T 4.000 06/30/2028	50,000,000	171,271	1,379	-	172,649
U.S. Treasuries	91282CHK0	T 4.000 06/30/2028	50,000,000	171,271	1,826	-	173,096
U.S. Treasuries	91282CHK0	T 4.000 06/30/2028	50,000,000	171,271	6,221	-	177,491
U.S. Treasuries	91282CHK0	T 4.000 06/30/2028	50,000,000	171,271	13,714	-	184,984
U.S. Treasuries	91282CEW7	T 3.250 06/30/2027	50,000,000	139,157	46,575	-	185,732
U.S. Treasuries	91282CEW7	T 3.250 06/30/2027	50,000,000	139,157	49,441	-	188,598
U.S. Treasuries	91282CKD2	T 4.250 02/28/2029	50,000,000	179,008	3,930	-	182,938
U.S. Treasuries	9128284N7	T 2.875 05/15/2028	65,000,000	160,031	81,130	-	241,161
U.S. Treasuries	9128286B1	T 2.625 02/15/2029	50,000,000	112,396	75,077	-	187,473
U.S. Treasuries	91282CHK0	T 4.000 06/30/2028	50,000,000	171,271	21,787	-	193,058
U.S. Treasuries	91282CKV2	T 4.625 06/15/2027	50,000,000	196,944	-5,697	-	191,246
U.S. Treasuries	91282CKV2	T 4.625 06/15/2027	50,000,000	196,944	-8,480	-	188,464
U.S. Treasuries	91282CEW7	T 3.250 06/30/2027	50,000,000	139,157	9,740	-	148,898
U.S. Treasuries	91282CFJ5	T 3.125 08/31/2029	50,000,000	131,624	16,562	-	148,185
U.S. Treasuries	91282CLC3	T 4.000 07/31/2029	50,000,000	171,271	-18,397	-	152,873
U.S. Treasuries	91282CLL3	T 3.375 09/15/2027	50,000,000	143,218	6,173	-	149,390
U.S. Treasuries	91282CFJ5	T 3.125 08/31/2029	65,000,000	171,111	23,091	-	194,202

Monthly Investment Earnings

Pooled Fund

Type of Investment	CUSIP	Description	Par Value	Accrued	(Amort.) / Accre.	Unrealized G/L	Total Earnings
U.S. Treasuries	91282CLC3	T 4.000 07/31/2029	65,000,000	222,652	-9,940	-	212,712
U.S. Treasuries	91282CJW2	T 4.000 01/31/2029	65,000,000	222,652	-5,244	-	217,408
U.S. Treasuries	91282CKV2	T 4.625 06/15/2027	50,000,000	196,944	-28,667	-	168,277
U.S. Treasuries	91282CKT7	T 4.500 05/31/2029	50,000,000	191,621	-19,162	-	172,459
U.S. Treasuries	91282CLC3	T 4.000 07/31/2029	50,000,000	171,271	1,982	-	173,253
U.S. Treasuries	91282CKP5	T 4.625 04/30/2029	50,000,000	198,032	-22,030	-	176,001
U.S. Treasuries	91282CLR0	T 4.125 10/31/2029	50,000,000	176,623	6,690	-	183,313
U.S. Treasuries	91282CMB4	T 4.000 12/15/2027	50,000,000	170,330	7,970	-	178,299
U.S. Treasuries	91282CMB4	T 4.000 12/15/2027	50,000,000	170,330	8,136	-	178,465
U.S. Treasuries	91282CKP5	T 4.625 04/30/2029	51,000,000	201,992	-8,728	-	193,264
U.S. Treasuries	91282CLX7	T 4.125 11/15/2027	61,000,000	215,480	9,472	-	224,952
U.S. Treasuries	91282CGQ8	T 4.000 02/28/2030	50,000,000	168,478	1,255	-	169,733
U.S. Treasuries	91282CJW2	T 4.000 01/31/2029	60,000,000	205,525	1,657	-	207,182
U.S. Treasuries	91282CKD2	T 4.250 02/28/2029	75,000,000	268,512	-12,703	-	255,809
U.S. Treasuries	91282CHX2	T 4.375 08/31/2028	50,000,000	184,273	-14,169	-	170,104
U.S. Treasuries	91282CND9	T 3.750 05/15/2028	70,000,000	224,793	14,540	-	239,333
U.S. Treasuries	91282CKV2	T 4.625 06/15/2027	50,000,000	196,944	-24,585	-	172,359
U.S. Treasuries	91282CMZ1	T 3.875 04/30/2030	50,000,000	165,919	9,129	-	175,048
U.S. Treasuries	91282CFT3	T 4.000 10/31/2029	60,000,000	205,525	225	-	205,750
U.S. Treasuries	91282CKV2	T 4.625 06/15/2027	50,000,000	196,944	-29,289	-	167,655
U.S. Treasuries	91282CKV2	T 4.625 06/15/2027	50,000,000	196,944	-28,730	-	168,214
U.S. Treasuries	91282CKV2	T 4.625 06/15/2027	50,000,000	196,944	-28,431	-	168,513
U.S. Treasuries	91282CEW7	T 3.250 06/30/2027	50,000,000	139,157	26,452	-	165,609
U.S. Treasuries	91282CHB0	T 3.625 05/15/2026	25,000,000	77,607	2,439	-	80,046
U.S. Treasuries	91282CPA3	T 3.625 09/30/2030	50,000,000	154,334	-2,752	-	151,582
U.S. Treasuries	91282CPA3	T 3.625 09/30/2030	50,000,000	154,334	-1,680	-	152,654
U.S. Treasuries	91282CPA3	T 3.625 09/30/2030	50,000,000	154,334	-941	-	153,393
U.S. Treasuries	91282CLX7	T 4.125 11/15/2027	70,000,000	247,272	-31,223	-	216,049
U.S. Treasuries	91282CEW7	T 3.250 06/30/2027	50,000,000	139,157	14,145	-	153,302
U.S. Treasuries	91282CMN8	T 4.250 02/15/2028	50,000,000	181,975	-26,926	-	155,049
U.S. Treasuries	91282CLQ2	T 3.875 10/15/2027	75,000,000	247,510	-16,181	-	231,330
U.S. Treasuries	91282CPE5	T 3.500 10/31/2027	75,000,000	224,793	7,143	-	231,936
U.S. Treasuries	91282CLQ2	T 3.875 10/15/2027	50,000,000	165,007	-12,214	-	152,793
U.S. Treasuries	91282CNV9	T 3.625 08/31/2027	50,000,000	152,683	-1,679	-	151,004
U.S. Treasuries	91282CMN8	T 4.250 02/15/2028	90,000,000	327,555	-50,157	-	277,398
U.S. Treasuries	91282CNV9	T 3.625 08/31/2027	75,000,000	229,025	-2,803	-	226,222
U.S. Treasuries	91282CNH0	T 3.875 06/15/2028	50,000,000	165,007	-13,376	-	151,631
U.S. Treasuries	91282CPD7	T 3.625 10/31/2030	60,000,000	186,257	3,820	-	190,077
U.S. Treasuries	91282CHF1	T 3.750 05/31/2030	65,000,000	207,589	-3,659	-	203,931
U.S. Treasuries	91282CMZ1	T 3.875 04/30/2030	60,000,000	199,102	-9,241	-	189,862
U.S. Treasuries	91282CMB4	T 4.000 12/15/2027	50,000,000	170,330	-17,909	-	152,420

Monthly Investment Earnings

Pooled Fund

Type of Investment	CUSIP	Description	Par Value	Accrued	(Amort.) / Accre.	Unrealized G/L	Total Earnings
U.S. Treasuries	91282CNN7	T 3.875 07/31/2030	50,000,000	165,919	-4,894	-	161,025
U.S. Treasuries	91282CNN7	T 3.875 07/31/2030	50,000,000	165,919	-4,715	-	161,203
U.S. Treasuries	91282CNN7	T 3.875 07/31/2030	50,000,000	165,919	-4,611	-	161,308
U.S. Treasuries	91282CGQ8	T 4.000 02/28/2030	75,000,000	252,717	-15,795	-	236,923
U.S. Treasuries	912797SW8	B 0.000 05/28/2026	30,000,000	-	92,600	-	92,600
U.S. Treasuries	91282CKY6	T 4.625 06/30/2026	100,000,000	396,064	-86,496	-	309,568
U.S. Treasuries	91282CNN7	T 3.875 07/31/2030	50,000,000	165,919	-6,743	-	159,175
U.S. Treasuries	91282CNN7	T 3.875 07/31/2030	50,000,000	165,919	-6,313	-	159,606
U.S. Treasuries	91282CNY3	T 3.375 09/15/2028	55,000,000	157,539	5,655	-	163,195
U.S. Treasuries	91282CPR6	T 3.625 12/31/2030	60,000,000	186,257	4,474	-	190,731
U.S. Treasuries	91282CNH0	T 3.875 06/15/2028	50,000,000	165,007	-13,165	-	151,842
U.S. Treasuries	91282CPR6	T 3.625 12/31/2030	50,000,000	155,214	5,085	-	160,299
U.S. Treasuries	91282CPR6	T 3.625 12/31/2030	50,000,000	155,214	7,510	-	162,724
U.S. Treasuries	91282CJW2	T 4.000 01/31/2029	55,000,000	188,398	-14,773	-	173,624
U.S. Treasuries	91282CPK1	T 3.500 11/15/2028	62,000,000	185,829	7,486	-	193,315
U.S. Treasuries	912797TX5	B 0.000 08/20/2026	100,000,000	-	301,389	-	301,389
U.S. Treasuries	912797TY3	B 0.000 08/27/2026	25,000,000	-	75,928	-	75,928
U.S. Treasuries	912797QD2	B 0.000 04/16/2026	25,000,000	-	77,823	-	77,823
U.S. Treasuries	912797SZ1	B 0.000 03/17/2026	-	-	40,139	-	40,139
U.S. Treasuries	912797QN0	B 0.000 05/14/2026	25,000,000	-	77,321	-	77,321
U.S. Treasuries	912797UA3	B 0.000 06/16/2026	25,000,000	-	77,134	-	77,134
U.S. Treasuries	912797TJ6	B 0.000 04/21/2026	65,000,000	-	189,547	-	189,547
U.S. Treasuries	912797TA5	B 0.000 03/24/2026	-	-	181,750	-	181,750
U.S. Treasuries	912797TA5	B 0.000 03/24/2026	-	-	49,272	-	49,272
U.S. Treasuries	91282CMS7	T 3.875 03/15/2028	40,000,000	50,543	-310	-	50,234
U.S. Treasuries	91282CMS7	T 3.875 03/15/2028	50,000,000	63,179	-355	-	62,824
Subtotals			5,549,000,000	14,699,571	1,129,464	-	15,829,035
Federal Agencies	3130ANMP2	FHLB 1.070 07/27/2026	25,000,000	22,292	-	-	22,292
Federal Agencies	3130ANMP2	FHLB 1.070 07/27/2026	25,000,000	22,292	-	-	22,292
Federal Agencies	3130ANMP2	FHLB 1.070 07/27/2026	25,000,000	22,292	-	-	22,292
Federal Agencies	3130ANMP2	FHLB 1.070 07/27/2026	25,000,000	22,292	-	-	22,292
Federal Agencies	3133EMZ21	FFCB 0.690 04/06/2026	15,500,000	8,913	763	-	9,675
Federal Agencies	3130ANNM8	FHLB 1.050 07/13/2026	25,000,000	21,875	-	-	21,875
Federal Agencies	3130ANNM8	FHLB 1.050 07/13/2026	25,000,000	21,875	-	-	21,875
Federal Agencies	3130ANNM8	FHLB 1.050 07/13/2026	25,000,000	21,875	-	-	21,875
Federal Agencies	3130ANNM8	FHLB 1.050 07/13/2026	25,000,000	21,875	-	-	21,875
Federal Agencies	3130ANTG5	FHLB 1.050 08/10/2026	25,000,000	21,875	-	-	21,875
Federal Agencies	3130ANTG5	FHLB 1.050 08/10/2026	25,000,000	21,875	-	-	21,875
Federal Agencies	3130ANTG5	FHLB 1.050 08/10/2026	25,000,000	21,875	-	-	21,875
Federal Agencies	3130ANTG5	FHLB 1.050 08/10/2026	25,000,000	21,875	-	-	21,875

Monthly Investment Earnings

Pooled Fund

Type of Investment	CUSIP	Description	Par Value	Accrued	(Amort.) / Accre.	Unrealized G/L	Total Earnings
Federal Agencies	3130AP6T7	FHLB 1.075 09/03/2026	25,000,000	22,396	-	-	22,396
Federal Agencies	3130AP6T7	FHLB 1.075 09/03/2026	25,000,000	22,396	-	-	22,396
Federal Agencies	3130AP6T7	FHLB 1.075 09/03/2026	25,000,000	22,396	-	-	22,396
Federal Agencies	3130AP6T7	FHLB 1.075 09/03/2026	25,000,000	22,396	-	-	22,396
Federal Agencies	3130APPR0	FHLB 1.430 10/19/2026	25,000,000	29,792	-	-	29,792
Federal Agencies	3130APPR0	FHLB 1.430 10/19/2026	25,000,000	29,792	-	-	29,792
Federal Agencies	3130APPR0	FHLB 1.430 10/19/2026	25,000,000	29,792	-	-	29,792
Federal Agencies	3130APPR0	FHLB 1.430 10/19/2026	25,000,000	29,792	-	-	29,792
Federal Agencies	3130AQ7L1	FHLB 1.605 11/16/2026	25,000,000	33,438	-	-	33,438
Federal Agencies	3130AQ7L1	FHLB 1.605 11/16/2026	25,000,000	33,438	-	-	33,438
Federal Agencies	3130AQ7L1	FHLB 1.605 11/16/2026	25,000,000	33,438	-	-	33,438
Federal Agencies	3130AQ7L1	FHLB 1.605 11/16/2026	25,000,000	33,438	-	-	33,438
Federal Agencies	3130AQJ95	FHLB 1.645 12/14/2026	25,000,000	34,271	-	-	34,271
Federal Agencies	3130AQJ95	FHLB 1.645 12/14/2026	25,000,000	34,271	-	-	34,271
Federal Agencies	3130AQJ95	FHLB 1.645 12/14/2026	25,000,000	34,271	-	-	34,271
Federal Agencies	3130AQJ95	FHLB 1.645 12/14/2026	25,000,000	34,271	-	-	34,271
Federal Agencies	3130ARB59	FHLB 2.350 03/08/2027	25,000,000	48,958	-	-	48,958
Federal Agencies	3130ARB59	FHLB 2.350 03/08/2027	25,000,000	48,958	-	-	48,958
Federal Agencies	3130ARB59	FHLB 2.350 03/08/2027	25,000,000	48,958	-	-	48,958
Federal Agencies	3130ARB59	FHLB 2.350 03/08/2027	25,000,000	48,958	-	-	48,958
Federal Agencies	3133ENRD4	FFCB 1.680 03/10/2027	48,573,000	68,002	19,434	-	87,436
Federal Agencies	3133ENUD0	FFCB 2.640 04/08/2026	20,000,000	44,000	823	-	44,823
Federal Agencies	3133ENUD0	FFCB 2.640 04/08/2026	30,000,000	66,000	1,235	-	67,235
Federal Agencies	3133ENTS9	FFCB 2.600 04/05/2027	24,500,000	53,083	2,089	-	55,172
Federal Agencies	3133ENTS9	FFCB 2.600 04/05/2027	22,500,000	48,750	1,829	-	50,579
Federal Agencies	3133ENTS9	FFCB 2.600 04/05/2027	25,000,000	54,167	3,329	-	57,496
Federal Agencies	3133ENZK9	FFCB 3.240 06/28/2027	27,865,000	75,236	-3,993	-	71,242
Federal Agencies	3130ASGU7	FHLB 3.500 06/11/2027	12,375,000	36,094	-3,083	-	33,011
Federal Agencies	3130ASGU7	FHLB 3.500 06/11/2027	10,000,000	29,167	-2,453	-	26,713
Federal Agencies	3130ASGU7	FHLB 3.500 06/11/2027	21,725,000	63,365	-5,058	-	58,307
Federal Agencies	3133EN2L3	FFCB 4.125 05/17/2027	21,000,000	72,188	245	-	72,433
Federal Agencies	3133EN2L3	FFCB 4.125 05/17/2027	5,000,000	17,188	65	-	17,253
Federal Agencies	3133EN2L3	FFCB 4.125 05/17/2027	4,650,000	15,984	61	-	16,045
Federal Agencies	3133EN2L3	FFCB 4.125 05/17/2027	25,000,000	85,938	326	-	86,263
Federal Agencies	3133EPBM6	FFCB 4.125 08/23/2027	10,000,000	34,375	491	-	34,866
Federal Agencies	3130AVWS7	FHLB 3.750 06/12/2026	17,045,000	53,266	1,470	-	54,735
Federal Agencies	3130AVWS7	FHLB 3.750 06/12/2026	20,000,000	62,500	1,680	-	64,180
Federal Agencies	3130AWAH3	FHLB 4.000 06/12/2026	15,000,000	50,000	2,819	-	52,819
Federal Agencies	3130AWAH3	FHLB 4.000 06/12/2026	10,000,000	33,333	1,840	-	35,173
Federal Agencies	3133EPMU6	FFCB 4.250 06/15/2026	30,000,000	106,250	1,375	-	107,625
Federal Agencies	3133EPMU6	FFCB 4.250 06/15/2026	20,000,000	70,833	871	-	71,705

Monthly Investment Earnings

Pooled Fund

Type of Investment	CUSIP	Description	Par Value	Accrued	(Amort.) / Accre.	Unrealized G/L	Total Earnings
Federal Agencies	3133EPMV4	FFCB 4.125 06/15/2027	28,940,000	99,481	596	-	100,077
Federal Agencies	3133EPMU6	FFCB 4.250 06/15/2026	24,700,000	87,479	1,691	-	89,170
Federal Agencies	3133EPNG6	FFCB 4.375 06/23/2026	50,000,000	182,292	750	-	183,041
Federal Agencies	3133EPNG6	FFCB 4.375 06/23/2026	25,000,000	91,146	375	-	91,521
Federal Agencies	3133EPNG6	FFCB 4.375 06/23/2026	25,000,000	91,146	375	-	91,521
Federal Agencies	3130AWLZ1	FHLB 4.750 06/12/2026	50,000,000	197,917	4,180	-	202,096
Federal Agencies	3133EPSK2	FFCB 4.250 08/07/2028	19,500,000	69,063	1,489	-	70,551
Federal Agencies	3133EPSW6	FFCB 4.500 08/14/2026	50,000,000	187,500	3,253	-	190,753
Federal Agencies	3133EPUN3	FFCB 4.500 08/28/2028	10,000,000	37,500	355	-	37,855
Federal Agencies	3133EPUN3	FFCB 4.500 08/28/2028	25,000,000	93,750	959	-	94,709
Federal Agencies	3133EPUN3	FFCB 4.500 08/28/2028	15,000,000	56,250	631	-	56,881
Federal Agencies	3133EPUN3	FFCB 4.500 08/28/2028	33,000,000	123,750	1,613	-	125,363
Federal Agencies	3133EPVP7	FFCB 4.750 07/08/2026	19,000,000	75,208	456	-	75,664
Federal Agencies	3133EPVP7	FFCB 4.750 07/08/2026	10,000,000	39,583	249	-	39,832
Federal Agencies	3133EPVP7	FFCB 4.750 07/08/2026	21,000,000	83,125	516	-	83,641
Federal Agencies	3130AXCP1	FHLB 4.875 09/11/2026	11,895,000	48,323	2,138	-	50,461
Federal Agencies	3133EPZA6	FFCB 4.875 10/20/2026	30,000,000	121,875	4,692	-	126,567
Federal Agencies	3133EPZA6	FFCB 4.875 10/20/2026	14,000,000	56,875	2,689	-	59,564
Federal Agencies	3133EPZY4	FFCB 5.000 07/30/2026	25,000,000	104,167	1,953	-	106,120
Federal Agencies	3133EPZY4	FFCB 5.000 07/30/2026	3,000,000	12,500	249	-	12,749
Federal Agencies	3133EPZY4	FFCB 5.000 07/30/2026	9,615,000	40,063	799	-	40,861
Federal Agencies	3133EPZY4	FFCB 5.000 07/30/2026	16,000,000	66,667	1,329	-	67,996
Federal Agencies	3130AXB31	FHLB 4.875 03/13/2026	-	16,250	642	-	16,892
Federal Agencies	3130AXB31	FHLB 4.875 03/13/2026	-	16,250	686	-	16,936
Federal Agencies	3130AXB31	FHLB 4.875 03/13/2026	-	16,250	686	-	16,936
Federal Agencies	3133EPC60	FFCB 4.625 11/15/2027	27,950,000	107,724	2,461	-	110,185
Federal Agencies	3133EPC60	FFCB 4.625 11/15/2027	33,300,000	128,344	2,939	-	131,283
Federal Agencies	3133EPC45	FFCB 4.625 11/13/2028	12,000,000	46,250	271	-	46,521
Federal Agencies	3133EPC45	FFCB 4.625 11/13/2028	20,000,000	77,083	482	-	77,565
Federal Agencies	3133EPC45	FFCB 4.625 11/13/2028	55,000,000	211,979	1,319	-	213,298
Federal Agencies	3130AXU63	FHLB 4.625 11/17/2026	50,000,000	192,708	2,503	-	195,212
Federal Agencies	3133EM4X7	FFCB 0.800 09/10/2026	28,975,000	19,317	86,563	-	105,879
Federal Agencies	3133EPP66	FFCB 4.000 05/20/2027	31,000,000	103,333	2,343	-	105,676
Federal Agencies	3133EPP66	FFCB 4.000 05/20/2027	58,850,000	196,167	4,667	-	200,834
Federal Agencies	3133EPX91	FFCB 4.125 01/25/2027	35,000,000	120,313	1,247	-	121,560
Federal Agencies	3133EPX91	FFCB 4.125 01/25/2027	50,000,000	171,875	1,895	-	173,770
Federal Agencies	3133EPX91	FFCB 4.125 01/25/2027	25,000,000	85,938	891	-	86,828
Federal Agencies	3133EPX91	FFCB 4.125 01/25/2027	10,000,000	34,375	379	-	34,754
Federal Agencies	3133EPX91	FFCB 4.125 01/25/2027	5,000,000	17,188	202	-	17,390
Federal Agencies	3130AYPN0	FHLB 4.125 01/15/2027	12,000,000	41,250	774	-	42,024
Federal Agencies	3130AYPN0	FHLB 4.125 01/15/2027	25,000,000	85,938	1,612	-	87,549

Monthly Investment Earnings Pooled Fund

Type of Investment	CUSIP	Description	Par Value	Accrued	(Amort.) / Accre.	Unrealized G/L	Total Earnings
Federal Agencies	3130AYPN0	FHLB 4.125 01/15/2027	29,350,000	100,891	1,892	-	102,783
Federal Agencies	3130AYPN0	FHLB 4.125 01/15/2027	50,000,000	171,875	3,223	-	175,098
Federal Agencies	3133EP6K6	FFCB 4.500 03/26/2027	50,000,000	187,500	2,564	-	190,064
Federal Agencies	3130AXB31	FHLB 4.875 03/13/2026	-	59,686	-1,242	-	58,445
Federal Agencies	3133EP5K7	FFCB 4.500 03/13/2026	-	75,000	4,090	-	79,090
Federal Agencies	3130AXB31	FHLB 4.875 03/13/2026	-	40,625	-912	-	39,713
Federal Agencies	3133EP5U5	FFCB 4.125 03/20/2029	51,660,000	177,581	11,180	-	188,761
Federal Agencies	3133EP5S0	FFCB 4.250 03/20/2028	4,971,000	17,606	1,169	-	18,774
Federal Agencies	3130AVBD3	FHLB 4.500 03/09/2029	25,000,000	93,750	-324	-	93,426
Federal Agencies	3130B0TY5	FHLB 4.750 04/09/2027	20,000,000	79,167	1,498	-	80,664
Federal Agencies	3130B0TY5	FHLB 4.750 04/09/2027	17,000,000	67,292	1,273	-	68,565
Federal Agencies	3130B0TY5	FHLB 4.750 04/09/2027	48,000,000	190,000	3,594	-	193,594
Federal Agencies	3130B0TY5	FHLB 4.750 04/09/2027	40,000,000	158,333	2,995	-	161,328
Federal Agencies	3133ERDH1	FFCB 4.750 04/30/2029	63,085,000	249,711	-11,575	-	238,137
Federal Agencies	3133ERDH1	FFCB 4.750 04/30/2029	27,892,000	110,406	-5,111	-	105,294
Federal Agencies	3133ERDH1	FFCB 4.750 04/30/2029	30,000,000	118,750	-5,412	-	113,338
Federal Agencies	3133ERDS7	FFCB 4.750 05/06/2027	12,727,000	50,378	-377	-	50,001
Federal Agencies	3130AX4E5	FHLB 4.500 06/11/2027	11,000,000	41,250	1,732	-	42,982
Federal Agencies	3133ERGL9	FFCB 4.500 06/07/2028	15,000,000	56,250	115	-	56,365
Federal Agencies	3130B1BT3	FHLB 4.875 06/12/2026	13,485,000	54,783	-860	-	53,922
Federal Agencies	3133ERHD6	FFCB 4.875 06/12/2026	32,000,000	130,000	-2,192	-	127,808
Federal Agencies	3133ERHD6	FFCB 4.875 06/12/2026	20,000,000	81,250	-1,302	-	79,948
Federal Agencies	3133ERHN4	FFCB 4.250 10/20/2028	38,000,000	134,583	4,204	-	138,788
Federal Agencies	3133ERHN4	FFCB 4.250 10/20/2028	5,000,000	17,708	546	-	18,255
Federal Agencies	3133ERGS4	FFCB 4.250 06/11/2029	10,000,000	35,417	555	-	35,971
Federal Agencies	3133ERGS4	FFCB 4.250 06/11/2029	10,000,000	35,417	555	-	35,971
Federal Agencies	3133ERGS4	FFCB 4.250 06/11/2029	20,000,000	70,833	1,109	-	71,943
Federal Agencies	3133ERGS4	FFCB 4.250 06/11/2029	10,000,000	35,417	555	-	35,971
Federal Agencies	3133ERGS4	FFCB 4.250 06/11/2029	29,000,000	102,708	1,306	-	104,014
Federal Agencies	3133ERGL9	FFCB 4.500 06/07/2028	20,000,000	75,000	-808	-	74,192
Federal Agencies	3133ERGL9	FFCB 4.500 06/07/2028	14,934,000	56,003	-604	-	55,399
Federal Agencies	3133ERJZ5	FFCB 4.500 06/28/2027	30,000,000	112,500	401	-	112,901
Federal Agencies	3133ERKM2	FFCB 4.500 07/08/2027	25,000,000	93,750	-942	-	92,808
Federal Agencies	3130B1EF0	FHLB 4.625 06/11/2027	20,700,000	79,781	-2,781	-	77,000
Federal Agencies	3133ERKM2	FFCB 4.500 07/08/2027	25,000,000	93,750	-723	-	93,027
Federal Agencies	3133ERKX8	FFCB 4.250 07/12/2029	20,000,000	70,833	183	-	71,017
Federal Agencies	3133ERMB4	FFCB 4.250 07/23/2027	10,000,000	35,417	99	-	35,516
Federal Agencies	3133ERMB4	FFCB 4.250 07/23/2027	15,000,000	53,125	149	-	53,274
Federal Agencies	3130B2PJ8	FHLB 3.625 09/04/2026	25,000,000	75,521	1,430	-	76,950
Federal Agencies	3130B2PJ8	FHLB 3.625 09/04/2026	50,000,000	151,042	2,859	-	153,901
Federal Agencies	3130B2PJ8	FHLB 3.625 09/04/2026	19,000,000	57,396	1,087	-	58,482

Monthly Investment Earnings

Pooled Fund

Type of Investment	CUSIP	Description	Par Value	Accrued	(Amort.) / Accre.	Unrealized G/L	Total Earnings
Federal Agencies	3130B2PJ8	FHLB 3.625 09/04/2026	25,900,000	78,240	1,481	-	79,721
Federal Agencies	3130ATHX8	FHLB 4.125 09/14/2029	15,000,000	51,563	-6,715	-	44,848
Federal Agencies	3133ERVR9	FFCB 3.500 07/01/2027	55,000,000	160,417	2,310	-	162,726
Federal Agencies	3130B2XR1	FHLB 4.010 07/02/2029	65,000,000	217,208	-	-	217,208
Federal Agencies	3130B2XR1	FHLB 4.010 07/02/2029	25,000,000	83,542	-	-	83,542
Federal Agencies	3130B2XR1	FHLB 4.010 07/02/2029	25,000,000	83,542	-	-	83,542
Federal Agencies	3133ERWR8	FFCB 3.500 01/07/2027	12,500,000	36,458	4,767	-	41,225
Federal Agencies	3133ERXJ5	FFCB 3.875 10/15/2027	8,000,000	25,833	109	-	25,942
Federal Agencies	3133ERXJ5	FFCB 3.875 10/15/2027	5,000,000	16,146	78	-	16,224
Federal Agencies	3130B3A29	FHLB 4.000 10/09/2026	15,000,000	50,000	134	-	50,134
Federal Agencies	3130B3A29	FHLB 4.000 10/09/2026	25,000,000	83,333	224	-	83,557
Federal Agencies	3130B3A29	FHLB 4.000 10/09/2026	25,000,000	83,333	224	-	83,557
Federal Agencies	3130B3A29	FHLB 4.000 10/09/2026	50,000,000	166,667	447	-	167,114
Federal Agencies	3130B3GD9	FHLB 4.000 11/27/2028	47,025,000	156,750	1,760	-	158,510
Federal Agencies	3130ATHX8	FHLB 4.125 09/14/2029	15,000,000	51,563	-841	-	50,722
Federal Agencies	3130ATHX8	FHLB 4.125 09/14/2029	15,000,000	51,563	-752	-	50,811
Federal Agencies	3130ATHX8	FHLB 4.125 09/14/2029	25,590,000	87,966	-1,283	-	86,683
Federal Agencies	3133ERD24	FFCB 4.250 02/18/2027	30,000,000	106,250	622	-	106,872
Federal Agencies	3133ERJ51	FFCB 4.125 12/10/2027	38,343,000	131,804	3,288	-	135,092
Federal Agencies	3133ERJ51	FFCB 4.125 12/10/2027	25,505,000	87,673	2,180	-	89,854
Federal Agencies	3133ERJ51	FFCB 4.125 12/10/2027	21,000,000	72,188	1,801	-	73,989
Federal Agencies	3133ERJ51	FFCB 4.125 12/10/2027	33,000,000	113,438	3,046	-	116,484
Federal Agencies	3133ERT84	FFCB 4.250 01/14/2028	29,750,000	105,365	4,927	-	110,292
Federal Agencies	3133ERZ46	FFCB 4.250 01/28/2028	50,000,000	177,083	724	-	177,807
Federal Agencies	3133ERZ46	FFCB 4.250 01/28/2028	47,000,000	166,458	680	-	167,139
Federal Agencies	3133ERZ23	FFCB 4.250 11/03/2027	41,880,000	148,325	70	-	148,395
Federal Agencies	3133ERZ23	FFCB 4.250 11/03/2027	5,000,000	17,708	20	-	17,728
Federal Agencies	3133ER4A6	FFCB 4.250 02/18/2027	30,000,000	106,250	1,376	-	107,626
Federal Agencies	3133ER4A6	FFCB 4.250 02/18/2027	25,000,000	88,542	1,093	-	89,635
Federal Agencies	3133ER4A6	FFCB 4.250 02/18/2027	2,000,000	7,083	91	-	7,174
Federal Agencies	3133ER4H1	FFCB 4.500 01/18/2030	12,815,000	48,056	-3,650	-	44,406
Federal Agencies	3133ER4H1	FFCB 4.500 01/18/2030	18,000,000	67,500	-5,101	-	62,399
Federal Agencies	3133ETBF3	FFCB 4.000 04/01/2030	32,260,000	107,533	275	-	107,808
Federal Agencies	3133ETBF3	FFCB 4.000 04/01/2030	46,750,000	155,833	295	-	156,128
Federal Agencies	3133ETBF3	FFCB 4.000 04/01/2030	15,000,000	50,000	107	-	50,107
Federal Agencies	3133ETBF3	FFCB 4.000 04/01/2030	43,020,000	143,400	1,974	-	145,374
Federal Agencies	3133ER7L9	FFCB 4.000 03/18/2030	8,695,000	28,983	402	-	29,385
Federal Agencies	3133ETBF3	FFCB 4.000 04/01/2030	50,000,000	166,667	8,084	-	174,750
Federal Agencies	3130AWC24	FHLB 4.000 06/09/2028	10,000,000	33,333	94	-	33,427
Federal Agencies	3133ETJF5	FFCB 4.000 02/23/2027	45,000,000	150,000	1,349	-	151,349
Federal Agencies	3133ETJF5	FFCB 4.000 02/23/2027	10,000,000	33,333	300	-	33,633

Monthly Investment Earnings Pooled Fund

Type of Investment	CUSIP	Description	Par Value	Accrued	(Amort.) / Accre.	Unrealized G/L	Total Earnings
Federal Agencies	3133ETJV0	FFCB 4.000 11/30/2029	15,000,000	50,000	1,029	-	51,029
Federal Agencies	3133ETJS7	FFCB 4.000 11/10/2026	12,600,000	42,000	1,091	-	43,091
Federal Agencies	3133ETJV0	FFCB 4.000 11/30/2029	23,000,000	76,667	1,469	-	78,136
Federal Agencies	3133ETJZ1	FFCB 3.875 06/05/2028	25,000,000	80,729	1,209	-	81,938
Federal Agencies	3133ETKQ9	FFCB 4.000 06/10/2030	20,000,000	66,667	934	-	67,600
Federal Agencies	3133ETKQ9	FFCB 4.000 06/10/2030	10,000,000	33,333	441	-	33,775
Federal Agencies	3133ETKN6	FFCB 4.000 10/09/2029	15,000,000	50,000	367	-	50,367
Federal Agencies	3133ETKN6	FFCB 4.000 10/09/2029	10,000,000	33,333	245	-	33,578
Federal Agencies	3133ETJZ1	FFCB 3.875 06/05/2028	7,370,000	23,799	780	-	24,579
Federal Agencies	3130B6R24	FHLB 3.875 06/04/2027	16,500,000	53,281	944	-	54,225
Federal Agencies	3130B6R24	FHLB 3.875 06/04/2027	10,000,000	32,292	572	-	32,864
Federal Agencies	3130B6R24	FHLB 3.875 06/04/2027	20,000,000	64,583	1,144	-	65,727
Federal Agencies	3130B6R24	FHLB 3.875 06/04/2027	13,000,000	41,979	743	-	42,723
Federal Agencies	3130B6R24	FHLB 3.875 06/04/2027	36,000,000	116,250	2,059	-	118,309
Federal Agencies	3133ETME4	FFCB 4.000 01/23/2030	25,000,000	83,333	999	-	84,333
Federal Agencies	3133ETME4	FFCB 4.000 01/23/2030	14,450,000	48,167	578	-	48,744
Federal Agencies	3133ETME4	FFCB 4.000 01/23/2030	5,000,000	16,667	193	-	16,860
Federal Agencies	3130AWGS3	FHLB 4.125 06/14/2030	16,000,000	55,000	-1,078	-	53,922
Federal Agencies	3133ETKQ9	FFCB 4.000 06/10/2030	25,000,000	83,333	598	-	83,932
Federal Agencies	3133ETNU7	FFCB 3.750 07/03/2028	50,000,000	156,250	4,840	-	161,090
Federal Agencies	3133ETNU7	FFCB 3.750 07/03/2028	22,500,000	70,313	2,153	-	72,465
Federal Agencies	3133ETLM7	FFCB 4.000 06/17/2030	41,000,000	136,667	-606	-	136,061
Federal Agencies	3133ETLM7	FFCB 4.000 06/17/2030	15,000,000	50,000	-222	-	49,778
Federal Agencies	3133ETLM7	FFCB 4.000 06/17/2030	10,070,000	33,567	-135	-	33,432
Federal Agencies	3133ETNU7	FFCB 3.750 07/03/2028	25,000,000	78,125	2,728	-	80,853
Federal Agencies	3133ETKQ9	FFCB 4.000 06/10/2030	15,000,000	50,000	23	-	50,023
Federal Agencies	3133ETKQ9	FFCB 4.000 06/10/2030	9,750,000	32,500	67	-	32,567
Federal Agencies	3133ETLM7	FFCB 4.000 06/17/2030	16,944,000	56,480	116	-	56,596
Federal Agencies	3130AWGS3	FHLB 4.125 06/14/2030	12,515,000	43,020	-1,109	-	41,911
Federal Agencies	3133ETPF8	FFCB 3.750 07/08/2030	20,000,000	62,500	3,812	-	66,312
Federal Agencies	3130B1BC0	FHLB 4.625 06/08/2029	9,705,000	37,405	-5,248	-	32,157
Federal Agencies	3133ETSX6	FFCB 3.625 08/11/2027	7,000,000	21,146	597	-	21,743
Federal Agencies	3133ETSX6	FFCB 3.625 08/11/2027	5,000,000	15,104	427	-	15,531
Federal Agencies	3133ETSX6	FFCB 3.625 08/11/2027	5,000,000	15,104	435	-	15,539
Federal Agencies	3130ATHX8	FHLB 4.125 09/14/2029	17,000,000	58,438	-4,234	-	54,204
Federal Agencies	3133ETUE5	FFCB 3.750 02/22/2027	40,000,000	125,000	3,004	-	128,004
Federal Agencies	3133ETUE5	FFCB 3.750 02/22/2027	25,000,000	78,125	1,835	-	79,960
Federal Agencies	3133ETUE5	FFCB 3.750 02/22/2027	15,000,000	46,875	1,127	-	48,002
Federal Agencies	3133ETUE5	FFCB 3.750 02/22/2027	35,000,000	109,375	2,787	-	112,162
Federal Agencies	313385VP8	FHDN 0.000 04/15/2026	25,000,000	-	82,236	-	82,236
Federal Agencies	3136GATQ2	FNMA 4.030 09/30/2030	25,000,000	83,958	-	-	83,958

Monthly Investment Earnings

Pooled Fund

Type of Investment	CUSIP	Description	Par Value	Accrued	(Amort.) / Accre.	Unrealized G/L	Total Earnings
Federal Agencies	3136GATQ2	FNMA 4.030 09/30/2030	25,000,000	83,958	-	-	83,958
Federal Agencies	3136GATQ2	FNMA 4.030 09/30/2030	25,000,000	83,958	-	-	83,958
Federal Agencies	3136GATQ2	FNMA 4.030 09/30/2030	25,000,000	83,958	-	-	83,958
Federal Agencies	3136GATQ2	FNMA 4.030 09/30/2030	50,000,000	167,917	-	-	167,917
Federal Agencies	3136GAVY2	FNMA 4.080 10/01/2029	50,000,000	170,000	-	-	170,000
Federal Agencies	3136GAVY2	FNMA 4.080 10/01/2029	25,000,000	85,000	-	-	85,000
Federal Agencies	3136GAVY2	FNMA 4.080 10/01/2029	25,000,000	85,000	-	-	85,000
Federal Agencies	3136GAVY2	FNMA 4.080 10/01/2029	25,000,000	85,000	-	-	85,000
Federal Agencies	3136GAVY2	FNMA 4.080 10/01/2029	25,000,000	85,000	-	-	85,000
Federal Agencies	3136GAWY1	FNMA 4.000 10/15/2029	50,000,000	166,667	-	-	166,667
Federal Agencies	3136GAWY1	FNMA 4.000 10/15/2029	25,000,000	83,333	-	-	83,333
Federal Agencies	3136GAWY1	FNMA 4.000 10/15/2029	25,000,000	83,333	-	-	83,333
Federal Agencies	3136GAWY1	FNMA 4.000 10/15/2029	25,000,000	83,333	-	-	83,333
Federal Agencies	3136GAWY1	FNMA 4.000 10/15/2029	25,000,000	83,333	-	-	83,333
Federal Agencies	3130B82L5	FHLB 3.500 10/04/2027	41,000,000	119,583	3,559	-	123,142
Federal Agencies	3130B82L5	FHLB 3.500 10/04/2027	50,000,000	145,833	4,340	-	150,173
Federal Agencies	3130B82L5	FHLB 3.500 10/04/2027	25,000,000	72,917	2,170	-	75,087
Federal Agencies	3130B82L5	FHLB 3.500 10/04/2027	20,000,000	58,333	1,736	-	60,069
Federal Agencies	313385WN2	FHDN 0.000 05/08/2026	25,000,000	-	77,500	-	77,500
Federal Agencies	3133ETM95	FFCB 3.375 10/27/2027	9,320,000	26,213	898	-	27,111
Federal Agencies	3133ETM95	FFCB 3.375 10/27/2027	60,000,000	168,750	5,784	-	174,534
Federal Agencies	3136GC2P9	FNMA 4.050 11/07/2029	25,000,000	84,375	27	-	84,402
Federal Agencies	3136GC2P9	FNMA 4.050 11/07/2029	25,000,000	84,375	27	-	84,402
Federal Agencies	3136GC2P9	FNMA 4.050 11/07/2029	50,000,000	168,750	53	-	168,803
Federal Agencies	3136GC2P9	FNMA 4.050 11/07/2029	25,000,000	84,375	27	-	84,402
Federal Agencies	3136GC2P9	FNMA 4.050 11/07/2029	25,000,000	84,375	27	-	84,402
Federal Agencies	3130AWMP2	FHLB 4.375 06/14/2030	31,000,000	113,021	-16,718	-	96,303
Federal Agencies	3133ETL70	FFCB 3.375 10/24/2028	5,000,000	14,063	652	-	14,714
Federal Agencies	3133ETL70	FFCB 3.375 10/24/2028	25,000,000	70,313	3,208	-	73,520
Federal Agencies	3133ETL70	FFCB 3.375 10/24/2028	30,000,000	84,375	3,911	-	88,286
Federal Agencies	3133ET2W6	FFCB 3.500 01/20/2028	5,000,000	14,583	329	-	14,912
Federal Agencies	3130AYPN0	FHLB 4.125 01/15/2027	20,000,000	68,750	-7,850	-	60,900
Federal Agencies	3134HCFX2	FHLMC 4.175 12/23/2030	50,000,000	173,958	-	-	173,958
Federal Agencies	3134HCFX2	FHLMC 4.175 12/23/2030	25,000,000	86,979	-	-	86,979
Federal Agencies	3134HCFX2	FHLMC 4.175 12/23/2030	25,000,000	86,979	-	-	86,979
Federal Agencies	3134HCFX2	FHLMC 4.175 12/23/2030	25,000,000	86,979	-	-	86,979
Federal Agencies	3133ET2S5	FFCB 3.375 11/28/2028	35,000,000	98,438	7,550	-	105,988
Federal Agencies	3134HCFX2	FHLMC 4.175 12/23/2030	23,000,000	80,021	-	-	80,021
Federal Agencies	3133ET5B9	FFCB 3.500 12/22/2026	45,000,000	131,250	1,567	-	132,817
Federal Agencies	3133ET5B9	FFCB 3.500 12/22/2026	37,000,000	107,917	1,288	-	109,205
Federal Agencies	3133ET5B9	FFCB 3.500 12/22/2026	15,000,000	43,750	522	-	44,272

Monthly Investment Earnings Pooled Fund

Type of Investment	CUSIP	Description	Par Value	Accrued	(Amort.) / Accre.	Unrealized G/L	Total Earnings
Federal Agencies	3133EN5N6	FFCB 4.000 01/06/2028	50,000,000	166,667	-20,088	-	146,579
Federal Agencies	3134HCKN8	FHLMC 4.035 06/24/2030	25,000,000	84,063	-	-	84,063
Federal Agencies	3134HCKN8	FHLMC 4.035 06/24/2030	25,000,000	84,063	-	-	84,063
Federal Agencies	3134HCKN8	FHLMC 4.035 06/24/2030	25,000,000	84,063	-	-	84,063
Federal Agencies	3134HCKN8	FHLMC 4.035 06/24/2030	50,000,000	168,125	-	-	168,125
Federal Agencies	3134HCKN8	FHLMC 4.035 06/24/2030	25,000,000	84,063	-	-	84,063
Federal Agencies	3133ET4Y0	FFCB 3.500 09/22/2028	10,000,000	29,167	74	-	29,241
Federal Agencies	3133ET4Y0	FFCB 3.500 09/22/2028	20,000,000	58,333	148	-	58,481
Federal Agencies	313385VE3	FHDN 0.000 04/06/2026	24,500,000	-	75,212	-	75,212
Federal Agencies	3133ET6K8	FFCB 3.375 01/07/2028	46,000,000	129,375	3,809	-	133,184
Federal Agencies	3133ET6K8	FFCB 3.375 01/07/2028	30,000,000	84,375	2,484	-	86,859
Federal Agencies	3133ET6R3	FFCB 3.375 10/08/2027	15,000,000	42,188	1,086	-	43,273
Federal Agencies	313385ZG4	FHDN 0.000 07/13/2026	15,000,000	-	44,627	-	44,627
Federal Agencies	313385ZS8	FHDN 0.000 07/23/2026	15,000,000	-	44,563	-	44,563
Federal Agencies	313385ZT6	FHDN 0.000 07/24/2026	50,000,000	-	148,972	-	148,972
Federal Agencies	3136GCEC5	FNMA 4.110 07/01/2030	50,000,000	171,250	-	-	171,250
Federal Agencies	3136GCEC5	FNMA 4.110 07/01/2030	25,000,000	85,625	-	-	85,625
Federal Agencies	3136GCEC5	FNMA 4.110 07/01/2030	25,000,000	85,625	-	-	85,625
Federal Agencies	3136GCEC5	FNMA 4.110 07/01/2030	25,000,000	85,625	-	-	85,625
Federal Agencies	3136GCEC5	FNMA 4.110 07/01/2030	25,000,000	85,625	-	-	85,625
Federal Agencies	3133EJ5J4	FFCB 3.190 01/16/2029	10,000,000	26,583	3,049	-	29,633
Federal Agencies	3136GCFD2	FNMA 4.060 01/16/2030	50,000,000	169,167	-	-	169,167
Federal Agencies	3136GCFD2	FNMA 4.060 01/16/2030	25,000,000	84,583	-	-	84,583
Federal Agencies	3136GCFD2	FNMA 4.060 01/16/2030	25,000,000	84,583	-	-	84,583
Federal Agencies	3136GCFD2	FNMA 4.060 01/16/2030	25,000,000	84,583	-	-	84,583
Federal Agencies	3136GCFD2	FNMA 4.060 01/16/2030	25,000,000	84,583	-	-	84,583
Federal Agencies	313385B47	FHDN 0.000 08/10/2026	25,000,000	-	74,809	-	74,809
Federal Agencies	313385B62	FHDN 0.000 08/12/2026	51,000,000	-	152,610	-	152,610
Federal Agencies	313385A97	FHDN 0.000 08/07/2026	10,000,000	-	29,967	-	29,967
Federal Agencies	3133ET6K8	FFCB 3.375 01/07/2028	23,480,000	66,038	3,272	-	69,309
Federal Agencies	3133EWAU4	FFCB 3.500 01/21/2028	35,000,000	102,083	3,136	-	105,219
Federal Agencies	3133EWAU4	FFCB 3.500 01/21/2028	35,000,000	102,083	3,136	-	105,219
Federal Agencies	313385B88	FHDN 0.000 08/14/2026	22,900,000	-	69,511	-	69,511
Federal Agencies	313385D29	FHDN 0.000 08/24/2026	25,000,000	-	76,101	-	76,101
Federal Agencies	313385D29	FHDN 0.000 08/24/2026	25,000,000	-	76,101	-	76,101
Federal Agencies	313385D29	FHDN 0.000 08/24/2026	15,000,000	-	45,660	-	45,660
Federal Agencies	313385G91	FHDN 0.000 09/24/2026	25,000,000	-	75,455	-	75,455
Federal Agencies	313385G91	FHDN 0.000 09/24/2026	25,000,000	-	75,455	-	75,455
Federal Agencies	313385G91	FHDN 0.000 09/24/2026	25,000,000	-	75,455	-	75,455
Federal Agencies	313385D45	FHDN 0.000 08/26/2026	51,000,000	-	150,450	-	150,450
Federal Agencies	3133EWGC8	FFCB 3.500 09/06/2030	36,750,000	89,323	3,485	-	92,808

Monthly Investment Earnings Pooled Fund

Type of Investment	CUSIP	Description	Par Value	Accrued	(Amort.) / Accre.	Unrealized G/L	Total Earnings
Federal Agencies	3130B9RC6	FHLB 3.500 03/03/2028	15,000,000	37,917	478	-	38,394
Federal Agencies	3130B9RC6	FHLB 3.500 03/03/2028	50,000,000	126,389	1,593	-	127,981
Federal Agencies	3130B9RC6	FHLB 3.500 03/03/2028	30,000,000	75,833	956	-	76,789
Federal Agencies	3130B9RC6	FHLB 3.500 03/03/2028	25,000,000	63,194	796	-	63,991
Federal Agencies	3130B9RC6	FHLB 3.500 03/03/2028	13,000,000	32,861	414	-	33,275
Federal Agencies	313385UR5	FHDN 0.000 03/24/2026	-	-	28,210	-	28,210
Federal Agencies	313385UJ3	FHDN 0.000 03/17/2026	-	-	5,000	-	5,000
Federal Agencies	313385UJ3	FHDN 0.000 03/17/2026	-	-	5,000	-	5,000
Federal Agencies	313385UJ3	FHDN 0.000 03/17/2026	-	-	5,000	-	5,000
Federal Agencies	313385UJ3	FHDN 0.000 03/17/2026	-	-	5,000	-	5,000
Federal Agencies	313385G67	FHDN 0.000 09/21/2026	50,000,000	-	74,063	-	74,063
Federal Agencies	313385G67	FHDN 0.000 09/21/2026	25,000,000	-	37,031	-	37,031
Federal Agencies	313385G67	FHDN 0.000 09/21/2026	15,585,000	-	24,728	-	24,728
Federal Agencies	313385G67	FHDN 0.000 09/21/2026	40,000,000	-	59,250	-	59,250
Federal Agencies	313385UM6	FHDN 0.000 03/20/2026	-	-	5,000	-	5,000
Federal Agencies	313385UM6	FHDN 0.000 03/20/2026	-	-	5,000	-	5,000
Federal Agencies	313385UM6	FHDN 0.000 03/20/2026	-	-	5,000	-	5,000
Federal Agencies	313385UM6	FHDN 0.000 03/20/2026	-	-	5,000	-	5,000
Federal Agencies	313385UR5	FHDN 0.000 03/24/2026	-	-	5,000	-	5,000
Federal Agencies	313385UR5	FHDN 0.000 03/24/2026	-	-	5,000	-	5,000
Federal Agencies	313385UR5	FHDN 0.000 03/24/2026	-	-	5,000	-	5,000
Federal Agencies	313385UR5	FHDN 0.000 03/24/2026	-	-	5,000	-	5,000
Federal Agencies	313385US3	FHDN 0.000 03/25/2026	-	-	5,014	-	5,014
Federal Agencies	313385US3	FHDN 0.000 03/25/2026	-	-	5,014	-	5,014
Federal Agencies	313385US3	FHDN 0.000 03/25/2026	-	-	5,014	-	5,014
Federal Agencies	313385US3	FHDN 0.000 03/25/2026	-	-	5,014	-	5,014
Federal Agencies	3133EWJZ4	FFCB 3.875 03/27/2028	25,000,000	10,764	147	-	10,911
Federal Agencies	3133EWJZ4	FFCB 3.875 03/27/2028	25,000,000	10,764	161	-	10,925
Federal Agencies	3133EWJZ4	FFCB 3.875 03/27/2028	25,000,000	10,764	168	-	10,931
Federal Agencies	3133EWJZ4	FFCB 3.875 03/27/2028	2,000,000	861	13	-	875
Federal Agencies	3133EWKC3	FFCB 3.875 03/27/2029	25,000,000	10,764	241	-	11,005
Federal Agencies	3133EWKC3	FFCB 3.875 03/27/2029	21,700,000	9,343	233	-	9,576
Federal Agencies	3133EWKC3	FFCB 3.875 03/27/2029	50,000,000	21,528	536	-	22,064
Subtotals			7,881,934,000	22,270,846	1,938,407	-	24,209,252
Negotiable CDs	96130AZZ4	WSTNY 4.350 05/04/2026	125,000,000	468,229	-	-	468,229
Negotiable CDs	96130AA24	WSTNY 4.350 03/16/2026	-	181,250	-	-	181,250
Negotiable CDs	96130AA65	WSTNY 4.380 03/23/2026	-	374,733	-	-	374,733
Negotiable CDs	89115DEG7	TDNY 4.410 03/11/2026	-	61,250	-	-	61,250
Negotiable CDs	78015JGQ4	RY 4.380 03/06/2026	-	30,417	-	-	30,417
Negotiable CDs	89115DHC3	TDNY 4.400 03/16/2026	-	110,000	-	-	110,000

Monthly Investment Earnings

Pooled Fund

Type of Investment	CUSIP	Description	Par Value	Accrued	(Amort.) / Accre.	Unrealized G/L	Total Earnings
Negotiable CDs	96130AC22	WSTNY 4.320 06/15/2026	100,000,000	372,000	-	-	372,000
Negotiable CDs	06367DRH0	BMOCHG 4.330 03/24/2026	-	138,319	-	-	138,319
Negotiable CDs	06367DRJ6	BMOCHG 4.330 03/25/2026	-	144,333	-	-	144,333
Negotiable CDs	78015JJ81	RY 4.290 03/16/2026	-	178,750	-	-	178,750
Negotiable CDs	78015JJQ1	RY 4.330 04/07/2026	50,000,000	186,431	-	-	186,431
Negotiable CDs	06418NHV7	BNSHOU 4.270 07/01/2026	100,000,000	367,694	-	-	367,694
Negotiable CDs	06367DRZ0	BMOCHG 4.170 06/01/2026	100,000,000	359,083	-	-	359,083
Negotiable CDs	78015JL88	RY 4.060 07/01/2026	100,000,000	349,611	-	-	349,611
Negotiable CDs	06367DS97	BMOCHG 4.200 06/15/2026	100,000,000	361,667	-	-	361,667
Negotiable CDs	78015JMC8	RY 4.180 04/23/2026	100,000,000	359,944	-	-	359,944
Negotiable CDs	06418NJE3	BNSHOU 4.200 04/20/2026	125,000,000	452,083	-	-	452,083
Negotiable CDs	06418NJK9	BNSHOU 4.110 04/23/2026	100,000,000	353,917	-	-	353,917
Negotiable CDs	06367DSQ9	BMOCHG 4.000 06/09/2026	46,000,000	158,444	-	-	158,444
Negotiable CDs	06367DSR7	BMOCHG 4.000 06/15/2026	54,000,000	186,000	-	-	186,000
Negotiable CDs	06367DSV8	BMOCHG 3.980 06/17/2026	55,000,000	188,497	-	-	188,497
Negotiable CDs	89115DK96	TDNY 3.850 06/23/2026	50,000,000	165,764	-	-	165,764
Negotiable CDs	89115DKD7	TDNY 3.850 07/01/2026	50,000,000	165,764	-	-	165,764
Negotiable CDs	89115DENV4	TDNY 3.780 06/15/2026	100,000,000	325,500	-	-	325,500
Negotiable CDs	78015J4M6	RY 4.000 10/23/2026	100,000,000	77,778	-	-	77,778
Negotiable CDs	13606DUD2	CIBCNY 4.050 10/23/2026	100,000,000	78,750	-	-	78,750
Negotiable CDs	89115MA63	TDNY 4.050 09/23/2026	25,000,000	19,688	-	-	19,688
Negotiable CDs	89115MAA4	TDNY 4.050 09/24/2026	50,000,000	39,375	-	-	39,375
Negotiable CDs	89115MAE6	TDNY 4.060 10/05/2026	25,000,000	19,736	-	-	19,736
Negotiable CDs	89115MAJ5	TDNY 4.070 10/23/2026	100,000,000	67,833	-	-	67,833
Subtotals			1,755,000,000	6,342,842	-	-	6,342,842
Commercial Paper	62479MC92	MUFGBK 0.000 03/09/2026	-	-	124,511	-	124,511
Commercial Paper	62479MCQ4	MUFGBK 0.000 03/24/2026	-	-	271,528	-	271,528
Commercial Paper	62479MD67	MUFGBK 0.000 04/06/2026	110,000,000	-	404,464	-	404,464
Commercial Paper	89233HEN0	TOYCC 0.000 05/22/2026	100,000,000	-	350,472	-	350,472
Commercial Paper	62479MDN0	MUFGBK 0.000 04/22/2026	51,000,000	-	178,741	-	178,741
Commercial Paper	89233HEL4	TOYCC 0.000 05/20/2026	55,000,000	-	185,182	-	185,182
Commercial Paper	89233HF33	TOYCC 0.000 06/03/2026	60,000,000	-	201,500	-	201,500
Commercial Paper	89233HG16	TOYCC 0.000 07/01/2026	70,000,000	-	227,850	-	227,850
Commercial Paper	62479MFP3	MUFGBK 0.000 06/23/2026	50,000,000	-	164,472	-	164,472
Commercial Paper	62479MFV0	MUFGBK 0.000 06/29/2026	25,000,000	-	82,236	-	82,236
Commercial Paper	62479MF16	MUFGBK 0.000 06/01/2026	30,000,000	-	98,942	-	98,942
Commercial Paper	62479MFJ7	MUFGBK 0.000 06/18/2026	15,000,000	-	49,342	-	49,342
Commercial Paper	89233HGE8	TOYCC 0.000 07/14/2026	75,000,000	-	242,188	-	242,188
Commercial Paper	89233HGQ1	TOYCC 0.000 07/24/2026	75,000,000	-	241,542	-	241,542
Commercial Paper	89233HGV0	TOYCC 0.000 07/29/2026	50,000,000	-	160,597	-	160,597

Monthly Investment Earnings Pooled Fund

Type of Investment	CUSIP	Description	Par Value	Accrued	(Amort.) / Accre.	Unrealized G/L	Total Earnings
Commercial Paper	62479MFF5	MUFGBK 0.000 06/15/2026	65,000,000	-	208,776	-	208,776
Commercial Paper	62479MJP9	MUFGBK 0.000 09/23/2026	100,000,000	-	77,389	-	77,389
Commercial Paper	62479MK77	MUFGBK 0.000 10/07/2026	51,000,000	-	11,192	-	11,192
Commercial Paper	62479MKF9	MUFGBK 0.000 10/15/2026	11,000,000	-	2,414	-	2,414
Subtotals			993,000,000	-	3,283,337	-	3,283,337
Medium Term Notes	594918CN2	MSFT 3.400 09/15/2026	6,452,000	18,281	7,033	-	25,314
Medium Term Notes	594918CN2	MSFT 3.400 09/15/2026	13,009,000	36,859	14,105	-	50,963
Medium Term Notes	24422EXV6	DE 4.200 07/15/2027	10,000,000	35,000	42	-	35,042
Medium Term Notes	14913UAN0	CAT 4.450 10/16/2026	18,385,000	68,178	-8,805	-	59,373
Medium Term Notes	037833CJ7	AAPL 3.350 02/09/2027	50,000,000	139,583	14,684	-	154,268
Medium Term Notes	89236TMY8	TOYOTA 4.600 01/08/2027	40,000,000	153,333	936	-	154,269
Medium Term Notes	24422EYD5	DE 4.250 06/05/2028	25,000,000	88,542	629	-	89,171
Subtotals			162,846,000	539,776	28,624	-	568,399
Money Market Funds	09248U718	BlackRock Liquidity Funds T-Fund	14,738,340	44,203	-	-	44,203
Money Market Funds	31607A703	Fidelity Govt Portfolio	506,189,669	1,365,642	-	-	1,365,642
Money Market Funds	608919718	Federated Hermes Govt Obligations Fund	467,096,180	775,850	-	-	775,850
Money Market Funds	262006208	Dreyfus Government Cash Management	15,333,433	45,905	-	-	45,905
Money Market Funds	85749T517	State Street Institutional U.S. Govt MMF	265,932,833	1,797,307	-	-	1,797,307
Money Market Funds	61747C319	Morgan Stanley Institutional Liquidity Fund	28,139,071	356,414	-	-	356,414
Subtotals			1,297,429,527	4,385,322	-	-	4,385,322
Supranationals	4581X0EN4	IADB 4.125 02/15/2029	25,000,000	85,938	6,469	-	92,407
Supranationals	459058KJ1	IBRD 3.125 06/15/2027	12,323,000	32,091	11,335	-	43,426
Supranationals	4581X0EN4	IADB 4.125 02/15/2029	50,000,000	171,875	3,204	-	175,079
Supranationals	459058KC6	IBRD 0.700 11/16/2026	55,000,000	103,125	69,548	-	172,673
Subtotals			142,323,000	393,029	90,556	-	483,584
Secured Bank Deposit	0660P0999	Bank of America TTX INV Deposit Acct	166,162,241	506,498	-	-	506,498
Subtotals			166,162,241	506,498	-	-	506,498
Grand Totals			17,947,694,768	49,137,883	6,470,387	-	55,608,270

Investment Transactions Pooled Fund

Accounting ID	Transaction Type	Cusip	Description	Price	Settlement Date	Posted Date	Par Value	Principal	Accrued Interest	Total
58996	Buy	313385D45	FHDN 0.000 08/26/2026	98.25950	03/02/2026	03/02/2026	51,000,000	50,112,345	-	50,112,345
58997	Buy	912797TJ6	B 0.000 04/21/2026	99.50728	03/03/2026	03/03/2026	65,000,000	64,679,731	-	64,679,731
58999	Buy	3130B9RC6	FHLB 3.500 03/03/2028	99.91400	03/05/2026	03/05/2026	15,000,000	14,987,100	-	14,987,100
59000	Buy	3130B9RC6	FHLB 3.500 03/03/2028	99.91400	03/05/2026	03/05/2026	50,000,000	49,957,000	-	49,957,000
59001	Buy	3130B9RC6	FHLB 3.500 03/03/2028	99.91400	03/05/2026	03/05/2026	30,000,000	29,974,200	-	29,974,200
59002	Buy	3130B9RC6	FHLB 3.500 03/03/2028	99.91400	03/05/2026	03/05/2026	25,000,000	24,978,500	-	24,978,500
59003	Buy	3130B9RC6	FHLB 3.500 03/03/2028	99.91400	03/05/2026	03/05/2026	13,000,000	12,988,820	-	12,988,820
58998	Buy	3133EWGC8	FFCB 3.500 09/06/2030	99.40000	03/06/2026	03/06/2026	36,750,000	36,529,500	-	36,529,500
59004	Buy	912797TA5	B 0.000 03/24/2026	99.81825	03/06/2026	03/06/2026	100,000,000	99,818,250	-	99,818,250
59005	Buy	313385UR5	FHDN 0.000 03/24/2026	99.81800	03/06/2026	03/06/2026	15,500,000	15,471,790	-	15,471,790
59006	Buy	912797TA5	B 0.000 03/24/2026	99.85922	03/10/2026	03/10/2026	35,000,000	34,950,728	-	34,950,728
59007	Buy	313385UJ3	FHDN 0.000 03/17/2026	99.99000	03/16/2026	03/16/2026	50,000,000	49,995,000	-	49,995,000
59008	Buy	313385UJ3	FHDN 0.000 03/17/2026	99.99000	03/16/2026	03/16/2026	50,000,000	49,995,000	-	49,995,000
59009	Buy	313385UJ3	FHDN 0.000 03/17/2026	99.99000	03/16/2026	03/16/2026	50,000,000	49,995,000	-	49,995,000
59010	Buy	313385UJ3	FHDN 0.000 03/17/2026	99.99000	03/16/2026	03/16/2026	50,000,000	49,995,000	-	49,995,000
59013	Buy	313385G67	FHDN 0.000 09/21/2026	98.12575	03/16/2026	03/16/2026	15,585,000	15,292,898	-	15,292,898
59011	Buy	313385G67	FHDN 0.000 09/21/2026	98.14350	03/17/2026	03/17/2026	50,000,000	49,071,750	-	49,071,750
59012	Buy	313385G67	FHDN 0.000 09/21/2026	98.14350	03/17/2026	03/17/2026	25,000,000	24,535,875	-	24,535,875
59014	Buy	313385G67	FHDN 0.000 09/21/2026	98.14350	03/17/2026	03/17/2026	40,000,000	39,257,400	-	39,257,400
59015	Buy	313385UM6	FHDN 0.000 03/20/2026	99.99000	03/19/2026	03/19/2026	50,000,000	49,995,000	-	49,995,000
59016	Buy	313385UM6	FHDN 0.000 03/20/2026	99.99000	03/19/2026	03/19/2026	50,000,000	49,995,000	-	49,995,000
59017	Buy	313385UM6	FHDN 0.000 03/20/2026	99.99000	03/19/2026	03/19/2026	50,000,000	49,995,000	-	49,995,000
59018	Buy	313385UM6	FHDN 0.000 03/20/2026	99.99000	03/19/2026	03/19/2026	50,000,000	49,995,000	-	49,995,000
59019	Buy	91282CMS7	T 3.875 03/15/2028	100.04688	03/20/2026	03/20/2026	40,000,000	40,018,750	21,060	40,039,810
59020	Buy	91282CMS7	T 3.875 03/15/2028	100.04297	03/20/2026	03/20/2026	50,000,000	50,021,484	26,325	50,047,809
59021	Buy	313385UR5	FHDN 0.000 03/24/2026	99.99000	03/23/2026	03/23/2026	50,000,000	49,995,000	-	49,995,000
59022	Buy	313385UR5	FHDN 0.000 03/24/2026	99.99000	03/23/2026	03/23/2026	50,000,000	49,995,000	-	49,995,000
59023	Buy	313385UR5	FHDN 0.000 03/24/2026	99.99000	03/23/2026	03/23/2026	50,000,000	49,995,000	-	49,995,000
59024	Buy	313385UR5	FHDN 0.000 03/24/2026	99.99000	03/23/2026	03/23/2026	50,000,000	49,995,000	-	49,995,000
59025	Buy	313385US3	FHDN 0.000 03/25/2026	99.98997	03/24/2026	03/24/2026	50,000,000	49,994,986	-	49,994,986
59026	Buy	313385US3	FHDN 0.000 03/25/2026	99.98997	03/24/2026	03/24/2026	50,000,000	49,994,986	-	49,994,986
59027	Buy	313385US3	FHDN 0.000 03/25/2026	99.98997	03/24/2026	03/24/2026	50,000,000	49,994,986	-	49,994,986
59028	Buy	313385US3	FHDN 0.000 03/25/2026	99.98997	03/24/2026	03/24/2026	50,000,000	49,994,986	-	49,994,986
59033	Buy	62479MJP9	MUFGBK 0.000 09/23/2026	97.98789	03/25/2026	03/25/2026	100,000,000	97,987,889	-	97,987,889
59034	Buy	78015J4M6	RY 4.000 10/23/2026	100.00000	03/25/2026	03/25/2026	100,000,000	100,000,000	-	100,000,000
59035	Buy	13606DUD2	CIBCNY 4.050 10/23/2026	100.00000	03/25/2026	03/25/2026	100,000,000	100,000,000	-	100,000,000
59036	Buy	89115MA63	TDNY 4.050 09/23/2026	100.00000	03/25/2026	03/25/2026	25,000,000	25,000,000	-	25,000,000
59037	Buy	89115MAA4	TDNY 4.050 09/24/2026	100.00000	03/25/2026	03/25/2026	50,000,000	50,000,000	-	50,000,000
59038	Buy	89115MAE6	TDNY 4.060 10/05/2026	100.00000	03/25/2026	03/25/2026	25,000,000	25,000,000	-	25,000,000
59039	Buy	89115MAJ5	TDNY 4.070 10/23/2026	100.00000	03/26/2026	03/26/2026	100,000,000	100,000,000	-	100,000,000
59029	Buy	3133EWJZ4	FFCB 3.875 03/27/2028	99.91400	03/27/2026	03/27/2026	25,000,000	24,978,500	-	24,978,500
59030	Buy	3133EWJZ4	FFCB 3.875 03/27/2028	99.90600	03/27/2026	03/27/2026	25,000,000	24,976,500	-	24,976,500
59031	Buy	3133EWJZ4	FFCB 3.875 03/27/2028	99.90200	03/27/2026	03/27/2026	25,000,000	24,975,500	-	24,975,500
59032	Buy	3133EWJZ4	FFCB 3.875 03/27/2028	99.90200	03/27/2026	03/27/2026	2,000,000	1,998,040	-	1,998,040
59040	Buy	3133EWKC3	FFCB 3.875 03/27/2029	99.78900	03/27/2026	03/27/2026	25,000,000	24,947,250	-	24,947,250
59041	Buy	3133EWKC3	FFCB 3.875 03/27/2029	99.76500	03/27/2026	03/27/2026	21,700,000	21,649,005	-	21,649,005
59042	Buy	3133EWKC3	FFCB 3.875 03/27/2029	99.76500	03/27/2026	03/27/2026	50,000,000	49,882,500	-	49,882,500
59043	Buy	62479MK77	MUFGBK 0.000 10/07/2026	97.90431	03/30/2026	03/30/2026	51,000,000	49,931,196	-	49,931,196
59044	Buy	62479MKF9	MUFGBK 0.000 10/15/2026	97.81653	03/30/2026	03/30/2026	11,000,000	10,759,818	-	10,759,818
Activity Total							2,192,535,000	2,184,652,263	47,385	2,184,699,648

Investment Transactions Pooled Fund

Accounting ID	Transaction Type	Cusip	Description	Price	Settlement Date	Posted Date	Par Value	Principal	Accrued Interest	Total
58697	Maturity	78015JGQ4	RY 4.380 03/06/2026	100.00000	03/06/2026	03/06/2026	50,000,000	50,000,000	-	50,000,000
58724	Maturity	62479MC92	MUFGBK 0.000 03/09/2026	100.00000	03/09/2026	03/09/2026	130,000,000	130,000,000	-	130,000,000
58696	Maturity	89115DEG7	TDNY 4.410 03/11/2026	100.00000	03/11/2026	03/11/2026	50,000,000	50,000,000	-	50,000,000
57789	Maturity	3130AXB31	FHLB 4.875 03/13/2026	100.00000	03/13/2026	03/13/2026	10,000,000	10,000,000	-	10,000,000
57790	Maturity	3130AXB31	FHLB 4.875 03/13/2026	100.00000	03/13/2026	03/13/2026	10,000,000	10,000,000	-	10,000,000
57791	Maturity	3130AXB31	FHLB 4.875 03/13/2026	100.00000	03/13/2026	03/13/2026	10,000,000	10,000,000	-	10,000,000
57890	Maturity	3130AXB31	FHLB 4.875 03/13/2026	100.00000	03/13/2026	03/13/2026	36,730,000	36,730,000	-	36,730,000
57900	Maturity	3130AXB31	FHLB 4.875 03/13/2026	100.00000	03/13/2026	03/13/2026	25,000,000	25,000,000	-	25,000,000
57891	Maturity	3133EP5K7	FFCB 4.500 03/13/2026	100.00000	03/13/2026	03/13/2026	50,000,000	50,000,000	-	50,000,000
58731	Maturity	78015JJ81	RY 4.290 03/16/2026	100.00000	03/16/2026	03/16/2026	100,000,000	100,000,000	-	100,000,000
58725	Maturity	89115DHC3	TDNY 4.400 03/16/2026	100.00000	03/16/2026	03/16/2026	60,000,000	60,000,000	-	60,000,000
58680	Maturity	96130AA24	WSTNY 4.350 03/16/2026	100.00000	03/16/2026	03/16/2026	100,000,000	100,000,000	-	100,000,000
59007	Maturity	313385UJ3	FHDN 0.000 03/17/2026	100.00000	03/17/2026	03/17/2026	50,000,000	50,000,000	-	50,000,000
59008	Maturity	313385UJ3	FHDN 0.000 03/17/2026	100.00000	03/17/2026	03/17/2026	50,000,000	50,000,000	-	50,000,000
59009	Maturity	313385UJ3	FHDN 0.000 03/17/2026	100.00000	03/17/2026	03/17/2026	50,000,000	50,000,000	-	50,000,000
59010	Maturity	313385UJ3	FHDN 0.000 03/17/2026	100.00000	03/17/2026	03/17/2026	50,000,000	50,000,000	-	50,000,000
58993	Maturity	912797SZ1	B 0.000 03/17/2026	100.00000	03/17/2026	03/17/2026	25,000,000	25,000,000	-	25,000,000
59015	Maturity	313385UM6	FHDN 0.000 03/20/2026	100.00000	03/20/2026	03/20/2026	50,000,000	50,000,000	-	50,000,000
59016	Maturity	313385UM6	FHDN 0.000 03/20/2026	100.00000	03/20/2026	03/20/2026	50,000,000	50,000,000	-	50,000,000
59017	Maturity	313385UM6	FHDN 0.000 03/20/2026	100.00000	03/20/2026	03/20/2026	50,000,000	50,000,000	-	50,000,000
59018	Maturity	313385UM6	FHDN 0.000 03/20/2026	100.00000	03/20/2026	03/20/2026	50,000,000	50,000,000	-	50,000,000
58688	Maturity	96130AA65	WSTNY 4.380 03/23/2026	100.00000	03/23/2026	03/23/2026	140,000,000	140,000,000	-	140,000,000
58729	Maturity	06367DRH0	BMOCHG 4.330 03/24/2026	100.00000	03/24/2026	03/24/2026	50,000,000	50,000,000	-	50,000,000
59005	Maturity	313385UR5	FHDN 0.000 03/24/2026	100.00000	03/24/2026	03/24/2026	15,500,000	15,500,000	-	15,500,000
59021	Maturity	313385UR5	FHDN 0.000 03/24/2026	100.00000	03/24/2026	03/24/2026	50,000,000	50,000,000	-	50,000,000
59022	Maturity	313385UR5	FHDN 0.000 03/24/2026	100.00000	03/24/2026	03/24/2026	50,000,000	50,000,000	-	50,000,000
59023	Maturity	313385UR5	FHDN 0.000 03/24/2026	100.00000	03/24/2026	03/24/2026	50,000,000	50,000,000	-	50,000,000
59024	Maturity	313385UR5	FHDN 0.000 03/24/2026	100.00000	03/24/2026	03/24/2026	50,000,000	50,000,000	-	50,000,000
58736	Maturity	62479MCQ4	MUFGBK 0.000 03/24/2026	100.00000	03/24/2026	03/24/2026	100,000,000	100,000,000	-	100,000,000
59004	Maturity	912797TA5	B 0.000 03/24/2026	100.00000	03/24/2026	03/24/2026	100,000,000	100,000,000	-	100,000,000
59006	Maturity	912797TA5	B 0.000 03/24/2026	100.00000	03/24/2026	03/24/2026	35,000,000	35,000,000	-	35,000,000
58730	Maturity	06367DRJ6	BMOCHG 4.330 03/25/2026	100.00000	03/25/2026	03/25/2026	50,000,000	50,000,000	-	50,000,000
59025	Maturity	313385US3	FHDN 0.000 03/25/2026	100.00000	03/25/2026	03/25/2026	50,000,000	50,000,000	-	50,000,000
59026	Maturity	313385US3	FHDN 0.000 03/25/2026	100.00000	03/25/2026	03/25/2026	50,000,000	50,000,000	-	50,000,000
59027	Maturity	313385US3	FHDN 0.000 03/25/2026	100.00000	03/25/2026	03/25/2026	50,000,000	50,000,000	-	50,000,000
59028	Maturity	313385US3	FHDN 0.000 03/25/2026	100.00000	03/25/2026	03/25/2026	50,000,000	50,000,000	-	50,000,000
Activity Total							1,947,230,000	1,947,230,000	-	1,947,230,000

Interest Received Pooled Fund

Accounting ID	Transaction Type	Cusip	Description	Date Posted	Interest Received	Purchased Interest Adjustment	Net Interest
58618	Interest Income	91282CGQ8	T 4.000 02/28/2030	03/02/2026	1,000,000	0	1,000,000
58670	Interest Income	91282CKD2	T 4.250 02/28/2029	03/02/2026	1,593,750	0	1,593,750
58671	Interest Income	91282CHX2	T 4.375 08/31/2028	03/02/2026	1,093,750	0	1,093,750
58891	Interest Income	91282CNV9	T 3.625 08/31/2027	03/02/2026	906,250	405,559	500,691
58894	Interest Income	91282CNV9	T 3.625 08/31/2027	03/02/2026	1,359,375	615,849	743,526
58914	Interest Income	91282CGQ8	T 4.000 02/28/2030	03/02/2026	1,500,000	837,017	662,983
47166	Interest Income	91282CCW9	T 0.750 08/31/2026	03/02/2026	187,500	0	187,500
57729	Interest Income	3133EPUN3	FFCB 4.500 08/28/2028	03/02/2026	225,000	0	225,000
57730	Interest Income	3133EPUN3	FFCB 4.500 08/28/2028	03/02/2026	562,500	0	562,500
57731	Interest Income	3133EPUN3	FFCB 4.500 08/28/2028	03/02/2026	337,500	0	337,500
57732	Interest Income	3133EPUN3	FFCB 4.500 08/28/2028	03/02/2026	742,500	0	742,500
57814	Interest Income	91282CHX2	T 4.375 08/31/2028	03/02/2026	1,093,750	0	1,093,750
57903	Interest Income	91282CKD2	T 4.250 02/28/2029	03/02/2026	1,062,500	0	1,062,500
58399	Interest Income	91282CFJ5	T 3.125 08/31/2029	03/02/2026	781,250	0	781,250
58402	Interest Income	91282CFJ5	T 3.125 08/31/2029	03/02/2026	1,015,625	0	1,015,625
47168	Interest Income	3130AP6T7	FHLB 1.075 09/03/2026	03/03/2026	134,375	0	134,375
47169	Interest Income	3130AP6T7	FHLB 1.075 09/03/2026	03/03/2026	134,375	0	134,375
47170	Interest Income	3130AP6T7	FHLB 1.075 09/03/2026	03/03/2026	134,375	0	134,375
47171	Interest Income	3130AP6T7	FHLB 1.075 09/03/2026	03/03/2026	134,375	0	134,375
58357	Interest Income	3130B2PJ8	FHLB 3.625 09/04/2026	03/04/2026	453,125	0	453,125
58358	Interest Income	3130B2PJ8	FHLB 3.625 09/04/2026	03/04/2026	906,250	0	906,250
58359	Interest Income	3130B2PJ8	FHLB 3.625 09/04/2026	03/04/2026	344,375	0	344,375
58360	Interest Income	3130B2PJ8	FHLB 3.625 09/04/2026	03/04/2026	469,438	0	469,438
58697	Interest Income	78015JGQ4	RY 4.380 03/06/2026	03/06/2026	1,709,417	0	1,709,417
47314	Interest Income	3130ARB59	FHLB 2.350 03/08/2027	03/09/2026	293,750	0	293,750
47315	Interest Income	3130ARB59	FHLB 2.350 03/08/2027	03/09/2026	293,750	0	293,750
47316	Interest Income	3130ARB59	FHLB 2.350 03/08/2027	03/09/2026	293,750	0	293,750
47317	Interest Income	3130ARB59	FHLB 2.350 03/08/2027	03/09/2026	293,750	0	293,750
57906	Interest Income	3130AVBD3	FHLB 4.500 03/09/2029	03/09/2026	562,500	0	562,500
47321	Interest Income	3133ENRD4	FFCB 1.680 03/10/2027	03/10/2026	408,013	0	408,013
57815	Interest Income	3133EM4X7	FFCB 0.800 09/10/2026	03/10/2026	115,900	0	115,900
58696	Interest Income	89115DEG7	TDNY 4.410 03/11/2026	03/11/2026	1,751,750	0	1,751,750
57760	Interest Income	3130AXCP1	FHLB 4.875 09/11/2026	03/11/2026	289,941	0	289,941
47160	Interest Income	3130ANTG5	FHLB 1.050 08/10/2026	03/13/2026	131,250	0	131,250
47161	Interest Income	3130ANTG5	FHLB 1.050 08/10/2026	03/13/2026	131,250	0	131,250
47162	Interest Income	3130ANTG5	FHLB 1.050 08/10/2026	03/13/2026	131,250	0	131,250
47163	Interest Income	3130ANTG5	FHLB 1.050 08/10/2026	03/13/2026	131,250	0	131,250
57789	Interest Income	3130AXB31	FHLB 4.875 03/13/2026	03/13/2026	243,750	0	243,750

Interest Received Pooled Fund

Accounting ID	Transaction Type	Cusip	Description	Date Posted	Interest Received	Purchased Interest Adjustment	Net Interest
57790	Interest Income	3130AXB31	FHLB 4.875 03/13/2026	03/13/2026	243,750	0	243,750
57791	Interest Income	3130AXB31	FHLB 4.875 03/13/2026	03/13/2026	243,750	0	243,750
57890	Interest Income	3130AXB31	FHLB 4.875 03/13/2026	03/13/2026	895,294	0	895,294
57891	Interest Income	3133EP5K7	FFCB 4.500 03/13/2026	03/13/2026	1,125,000	0	1,125,000
57900	Interest Income	3130AXB31	FHLB 4.875 03/13/2026	03/13/2026	609,375	0	609,375
58680	Interest Income	96130AA24	WSTNY 4.350 03/16/2026	03/16/2026	3,625,000	0	3,625,000
58725	Interest Income	89115DHC3	TDNY 4.400 03/16/2026	03/16/2026	1,972,667	0	1,972,667
58731	Interest Income	78015JJ81	RY 4.290 03/16/2026	03/16/2026	3,146,000	0	3,146,000
58770	Interest Income	3130ATHX8	FHLB 4.125 09/14/2029	03/16/2026	350,625	0	350,625
58944	Interest Income	91282CNY3	T 3.375 09/15/2028	03/16/2026	928,125	487,137	440,988
58064	Interest Income	594918CN2	MSFT 3.400 09/15/2026	03/16/2026	109,684	0	109,684
58065	Interest Income	594918CN2	MSFT 3.400 09/15/2026	03/16/2026	221,153	0	221,153
58392	Interest Income	3130ATHX8	FHLB 4.125 09/14/2029	03/16/2026	309,375	0	309,375
58401	Interest Income	91282CLL3	T 3.375 09/15/2027	03/16/2026	843,750	0	843,750
58434	Interest Income	3130ATHX8	FHLB 4.125 09/14/2029	03/16/2026	309,375	0	309,375
58435	Interest Income	3130ATHX8	FHLB 4.125 09/14/2029	03/16/2026	309,375	0	309,375
58436	Interest Income	3130ATHX8	FHLB 4.125 09/14/2029	03/16/2026	527,794	0	527,794
58617	Interest Income	3133ER7L9	FFCB 4.000 03/18/2030	03/18/2026	173,900	0	173,900
57901	Interest Income	3133EP5U5	FFCB 4.125 03/20/2029	03/20/2026	1,065,488	0	1,065,488
57905	Interest Income	3133EP5S0	FFCB 4.250 03/20/2028	03/20/2026	105,634	0	105,634
58688	Interest Income	96130AA65	WSTNY 4.380 03/23/2026	03/23/2026	5,092,967	0	5,092,967
58942	Interest Income	3133ET4Y0	FFCB 3.500 09/22/2028	03/23/2026	87,500	0	87,500
58943	Interest Income	3133ET4Y0	FFCB 3.500 09/22/2028	03/23/2026	175,000	0	175,000
58729	Interest Income	06367DRH0	BMOCHG 4.330 03/24/2026	03/24/2026	1,635,778	0	1,635,778
58730	Interest Income	06367DRJ6	BMOCHG 4.330 03/25/2026	03/25/2026	1,641,792	0	1,641,792
57889	Interest Income	3133EP6K6	FFCB 4.500 03/26/2027	03/26/2026	1,125,000	0	1,125,000
58820	Interest Income	3136GATQ2	FNMA 4.030 09/30/2030	03/30/2026	503,750	0	503,750
58821	Interest Income	3136GATQ2	FNMA 4.030 09/30/2030	03/30/2026	503,750	0	503,750
58822	Interest Income	3136GATQ2	FNMA 4.030 09/30/2030	03/30/2026	503,750	0	503,750
58823	Interest Income	3136GATQ2	FNMA 4.030 09/30/2030	03/30/2026	503,750	0	503,750
58824	Interest Income	3136GATQ2	FNMA 4.030 09/30/2030	03/30/2026	1,007,500	0	1,007,500
58864	Interest Income	91282CPA3	T 3.625 09/30/2030	03/31/2026	906,250	109,547	796,703
58868	Interest Income	91282CPA3	T 3.625 09/30/2030	03/31/2026	906,250	119,505	786,745
58871	Interest Income	91282CPA3	T 3.625 09/30/2030	03/31/2026	906,250	119,505	786,745
47172	Interest Income	91282CCZ2	T 0.875 09/30/2026	03/31/2026	218,750	0	218,750
47173	Interest Income	91282CCZ2	T 0.875 09/30/2026	03/31/2026	218,750	0	218,750
47176	Interest Income	91282CCZ2	T 0.875 09/30/2026	03/31/2026	218,750	0	218,750
47342	Interest Income	91282CEF4	T 2.500 03/31/2027	03/31/2026	312,500	0	312,500
Activity Total					56,536,356	2,694,121	53,842,236

Cash Activity Pooled Fund

Accounting ID	Description	Activity Date	Transaction	Amount
31607A703	Fidelity Govt Portfolio	03/02/2026	Withdrawal	-30,000,000
61747C319	Morgan Stanley Institutional Liquidity Fund	03/02/2026	Deposit	25,000,000
31607A703	Fidelity Govt Portfolio	03/03/2026	Deposit	80,000,000
31607A703	Fidelity Govt Portfolio	03/04/2026	Deposit	70,000,000
61747C319	Morgan Stanley Institutional Liquidity Fund	03/05/2026	Withdrawal	-100,000,000
61747C319	Morgan Stanley Institutional Liquidity Fund	03/06/2026	Withdrawal	-95,000,000
31607A703	Fidelity Govt Portfolio	03/09/2026	Deposit	15,000,000
31607A703	Fidelity Govt Portfolio	03/10/2026	Withdrawal	-15,000,000
31607A703	Fidelity Govt Portfolio	03/11/2026	Withdrawal	-20,000,000
61747C319	Morgan Stanley Institutional Liquidity Fund	03/12/2026	Withdrawal	-15,000,000
608919718	Federated Hermes Govt Obligations Fund	03/13/2026	Deposit	135,000,000
608919718	Federated Hermes Govt Obligations Fund	03/16/2026	Deposit	80,000,000
608919718	Federated Hermes Govt Obligations Fund	03/17/2026	Deposit	155,000,000
31607A703	Fidelity Govt Portfolio	03/19/2026	Withdrawal	-85,000,000
85749T517	State Street Institutional U.S. Govt MMF	03/19/2026	Withdrawal	-100,000,000
608919718	Federated Hermes Govt Obligations Fund	03/20/2026	Deposit	130,000,000
85749T517	State Street Institutional U.S. Govt MMF	03/23/2026	Withdrawal	-100,000,000
61747C319	Morgan Stanley Institutional Liquidity Fund	03/23/2026	Withdrawal	-80,000,000
31607A703	Fidelity Govt Portfolio	03/24/2026	Deposit	135,000,000
608919718	Federated Hermes Govt Obligations Fund	03/24/2026	Deposit	100,000,000
608919718	Federated Hermes Govt Obligations Fund	03/25/2026	Withdrawal	-80,000,000
85749T517	State Street Institutional U.S. Govt MMF	03/25/2026	Withdrawal	-100,000,000
608919718	Federated Hermes Govt Obligations Fund	03/26/2026	Withdrawal	-95,000,000
85749T517	State Street Institutional U.S. Govt MMF	03/26/2026	Withdrawal	-100,000,000
85749T517	State Street Institutional U.S. Govt MMF	03/27/2026	Withdrawal	-145,000,000
85749T517	State Street Institutional U.S. Govt MMF	03/30/2026	Deposit	55,000,000
09248U718	BlackRock Liquidity Funds T-Fund	03/31/2026	Interest Received	44,203
31607A703	Fidelity Govt Portfolio	03/31/2026	Interest Received	1,365,642
608919718	Federated Hermes Govt Obligations Fund	03/31/2026	Deposit	25,000,000
608919718	Federated Hermes Govt Obligations Fund	03/31/2026	Interest Received	775,850
262006208	Dreyfus Government Cash Management	03/31/2026	Interest Received	45,905
85749T517	State Street Institutional U.S. Govt MMF	03/31/2026	Deposit	30,000,000
85749T517	State Street Institutional U.S. Govt MMF	03/31/2026	Interest Received	1,797,307
61747C319	Morgan Stanley Institutional Liquidity Fund	03/31/2026	Interest Received	356,414
0660P0999	Bank of America TTX INV Deposit Acct	03/31/2026	Interest Received	506,498
Activity Total				-120,108,180