



**San Francisco
County Transportation
Authority**

BD100725

RESOLUTION NO. 26-19

RESOLUTION ALLOCATING \$6,606,363 IN PROP L FUNDS, WITH CONDITIONS,
AND \$1,100,000 IN PROP AA FUNDS, WITH CONDITIONS, FOR FOUR REQUESTS

WHEREAS, The Transportation Authority received four requests for a total of \$6,606,363 in Prop L transportation sales tax funds and \$1,100,000 in Prop AA vehicle registration fee funds, as summarized in Attachments 1 and 2 and detailed in the attached allocation request forms; and

WHEREAS, The requests seek funds from the following Prop L Expenditure Plan programs: Traffic Signs and Signals Maintenance and Neighborhood Transportation Program; and from the Pedestrian Safety category of the Prop AA Expenditure Plan; and

WHEREAS, As required by the voter-approved Expenditure Plans, the Transportation Authority Board has adopted a 5-Year Prioritization Program (5YPP) for each of the aforementioned Prop L programs and Prop AA category; and

WHEREAS, Two of the three Prop L requests are consistent with the relevant 5YPPs; and

WHEREAS, The San Francisco Municipal Transportation Agency's (SFMTA's) request for the West Broadway Tunnel Safety [NTP] project requires amendment of the Prop L Neighborhood Transportation Program 5YPP to add the subject project, as detailed in the attached allocation request form, with funds from the Neighborhood Program (NTP) Project Placeholder; and

WHEREAS, San Francisco Public Works' Prop AA request for the Japantown Buchanan Mall Improvements project requires amendment of the Prop AA 5-Year Project List to reprogram \$450,000 surplus funds originally programmed to Oakdale Lighting Improvements Phase 1 and \$250,000 of further cost savings deobligated from the completed Oakdale Lighting Improvements Phase 1 to the subject project as detailed in the attached allocation request form; and



**San Francisco
County Transportation
Authority**

BD100725

RESOLUTION NO. 26-19

WHEREAS, After reviewing the requests, Transportation Authority staff recommended allocating \$6,606,363 in Prop L funds, with conditions, and \$1,100,000 in Prop AA funds, with conditions, for four requests, as described in Attachment 3 and detailed in the attached allocation request forms, which include staff recommendations for Prop L and Prop AA allocation amounts, required deliverables, timely use of funds requirements, special conditions, and Fiscal Year Cash Flow Distribution Schedules; and

WHEREAS, There are sufficient funds in the Capital Expenditures line item of the Transportation Authority's approved Fiscal Year 2025/26 budget to cover the proposed actions; and

WHEREAS, At its September 24, 2025 meeting, the Community Advisory Committee was briefed on the subject requests and unanimously adopted a motion of support for the staff recommendation; now, therefore, be it

RESOLVED, That the Transportation Authority hereby amends the Prop L Neighborhood Transportation Program 5YPP, as detailed in the attached allocation request form; and be it further

RESOLVED, That the Transportation Authority hereby amends the Prop AA 5-Year Project List, as detailed in the attached allocation request form; and be it further

RESOLVED, That the Transportation Authority hereby allocates \$6,606,363 in Prop L funds, with conditions, and \$1,100,100 in Prop AA funds, with conditions, for four requests as summarized in Attachment 3 and detailed in the attached allocation request forms; and be it further

RESOLVED, That the Transportation Authority finds the allocation of these funds to be in conformance with the priorities, policies, funding levels, and prioritization methodologies established in the Prop L Expenditure Plan, the Prop L Strategic Plan, the relevant 5YPPs, and the 2022 Prop AA Strategic Plan and 5-Year Project List; and be it further



**San Francisco
County Transportation
Authority**

BD100725

RESOLUTION NO. 26-19

RESOLVED, That the Transportation Authority hereby authorizes the actual expenditure (cash reimbursement) of funds for these activities to take place subject to the Fiscal Year Cash Flow Distribution Schedules detailed in the attached allocation request forms; and be it further

RESOLVED, That the Capital Expenditures line item for subsequent fiscal year annual budgets shall reflect the maximum reimbursement schedule amounts adopted and the Transportation Authority does not guarantee reimbursement levels higher than those adopted; and be it further

RESOLVED, That as a condition of this authorization for expenditure, the Executive Director shall impose such terms and conditions as are necessary for the project sponsors to comply with applicable law and adopted Transportation Authority policies and execute Standard Grant Agreements to that effect; and be it further

RESOLVED, That as a condition of this authorization for expenditure, the project sponsors shall provide the Transportation Authority with any other information it may request regarding the use of the funds hereby authorized; and be it further

RESOLVED, That the Capital Improvement Program of the Congestion Management Program is hereby amended, as appropriate.

Attachments:

1. Summary of Requests
2. Project Descriptions
3. Staff Recommendations
4. Prop L and Prop AA Allocations Summaries - FY 2025/26
5. Allocation Request Forms (4)



**San Francisco
County Transportation
Authority**

BD100725

RESOLUTION NO. 26-19

The foregoing Resolution was approved and adopted by the San Francisco County Transportation Authority at a regularly scheduled meeting thereof, this 28th day of October 2025, by the following votes:

Ayes: Commissioners Chan, Chen, Dorsey, Fielder, Mahmood, Mandelman, Melgar, Sauter, and Walton (9)

Absent: Commissioner Sherrill (1)

DocuSigned by:

Myrna Melgar

10/30/2025

C3882B7D874248C...

Myrna Melgar
Chair

Date

DocuSigned by:

Tilly Chang

10/30/2025

FFD2526A66BE49B...

ATTEST:

Tilly Chang
Executive Director

Date

Attachment 1: Summary of Requests Received

							Leveraging			
Source	EP Line No./ Category ¹	Project Sponsor ²	Project Name	Current Prop L Request	Current Prop AA Request	Total Cost for Requested Phase(s)	Expected Leveraging by EP Line ³	Actual Leveraging by Project Phase(s) ⁴	Phase(s) Requested	District(s)
Prop L	17	SFMTA	Traffic Signal Hardware Replacement Program FY26	\$ 1,000,000		\$ 1,000,000	29%	0%	Construction	1, 2, 3, 5, 6, 7, 9, 10, 11
Prop L	17	SFMTA	Traffic Signal Upgrade Contract 35	\$ 5,345,363		\$ 18,213,383	29%	71%	Construction	1, 2, 3, 5, 7, 8, 9, 10, 11
Prop L	25	SFMTA	West Broadway Tunnel Safety [NTP]	\$ 261,000		\$ 261,000	78%	0%	Design, Construction	3
Prop AA	Ped	SFPW	Japantown Buchanan Mall Improvements		\$ 1,100,000	\$ 8,010,000	NA	86%	Construction	5
TOTAL				\$ 6,606,363	\$ 1,100,000	\$ 8,271,000				

Footnotes

¹ "EP Line No./Category" is the Prop L Expenditure Plan line number referenced in the Prop L Strategic Plan (e.g. Traffic Signs and Signals Maintenance and Neighborhood Transportation Program) or the Prop AA Expenditure Plan line number referenced in the 2022 Prop AA Strategic Plan (e.g. Pedestrian Safety).

² Acronyms: SFMTA (San Francisco Municipal Transportation Agency) and SFPW (San Francisco Public Works)

³ "Expected Leveraging By EP Line" is calculated by dividing the total non-Prop L funds expected to be available for a given Prop L Expenditure Plan line item by the total expected funding for that Prop L Expenditure Plan line item over the 30-year Expenditure Plan period. For example, expected leveraging of 90% indicates that on average non-Prop L funds should cover 90% of the total costs for all projects in that program, and Prop L should cover only 10%.

⁴ "Actual Leveraging by Project Phase" is calculated by dividing the total non-Prop L, non-Prop AA, or non-TNC Tax funds in the funding plan by the total cost for the requested phase or phases. If the percentage in the "Actual Leveraging" column is lower than in the "Expected Leveraging" column, the request (indicated by yellow highlighting) is leveraging fewer non-Prop L dollars than assumed in the Expenditure Plan. A project that is well leveraged overall may have lower-than-expected leveraging for an individual or partial phase.

Attachment 2: Brief Project Descriptions¹

EP Line No./ Category	Project Sponsor	Project Name	Prop L Funds Requested	Prop AA Funds Requested	Project Description
17	SFMTA	Traffic Signal Hardware Replacement Program FY26	\$1,000,000		This request will fund replacement of an estimated 98 traffic signal controllers manufactured between 2012 and 2018 with a known firewall-related security vulnerability. Requested funds will be used to enhance traffic and pedestrian safety by replacing key signal hardware that needs to be upgraded to current industry standards. Replacing the controllers will prevent further signal outages due to the security vulnerability. SFMTA anticipates the project to be open for use by September 2027.
17	SFMTA	Traffic Signal Upgrade Contract 35	\$5,345,363		Requested Prop L funds will leverage \$12.3 million in 2024 Healthy, Safe and Vibrant San Francisco Bond funds to construct traffic-signal related upgrades at 17 locations throughout the city. Safety and accessibility upgrades include pedestrian countdown signals, accessible pedestrian signals, new mast arms with larger signal heads, left turn signals, upgraded streetlighting, 97 new or upgraded curb ramps, and replacement of old/damaged signal infrastructure. See attached allocation request form for project locations. SFMTA expects the project to be open for use in December 2027.
25	SFMTA	West Broadway Tunnel Safety [NTP]	\$261,000		District 3 Neighborhood Program funds will be used to design and construct a series of transportation improvements to address safety on Broadway between Polk and Powell streets. The scope of work includes restriping vehicle traffic lanes to a narrower width to encourage lower vehicle speeds while maintaining two traffic lanes in each direction, installing a speed feedback radar sign facing westbound traffic at Larkin Street to increase awareness of vehicle speeds, adding PLAYGROUND warning signs and speed limit signs between Polk and Larkin streets, upgrading the traffic signals at the intersection of Broadway and Larkin streets with larger more visible lenses and adjusting the timing to slow the progression of traffic entering the tunnel, and adding bike parking at Broadway and Polk streets and turn calming at Broadway and Larkin streets. SFMTA will conduct additional outreach through surveys and mailers during design and construction and anticipates the project to be open for use in June 2027.
Ped	SFPW	Japantown Buchanan Mall Improvements		\$1,100,000	This request will fund improvements to the Japantown Buchanan Mall, a culturally significant public plaza on Buchanan between Post and Sutter streets. Improvements include repaving the uneven walkways, curb ramps, trees and landscaping with culturally relevant plants, enhancing the existing historic public art, and installing new energy efficient pedestrian lighting. SFPW anticipates that the project will be open for use by June 2027.
TOTAL			\$6,606,363	\$1,100,000	

¹ See Attachment 1 for footnotes.

Attachment 3: Staff Recommendations¹

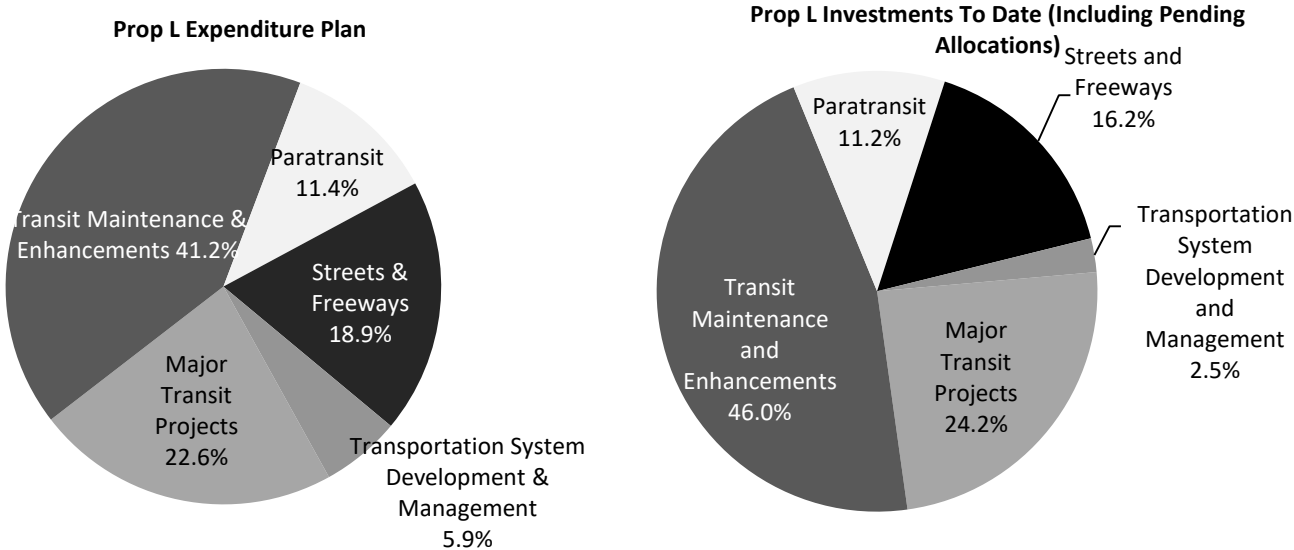
EP Line No./ Category	Project Sponsor	Project Name	Prop L Funds Recommended	Prop AA Funds Recommended	Recommendations
17	SFMTA	Traffic Signal Hardware Replacement Program FY26	\$1,000,000		
17	SFMTA	Traffic Signal Upgrade Contract 35	\$5,345,363		Special condition: Sponsor shall provide documentation of completion of design prior to reimbursement for construction phase costs.
25	SFMTA	West Broadway Tunnel Safety [NTP]	\$261,000		Special condition: The recommended allocation is contingent upon amendment of the Neighborhood Transportation Program 5YPP to add the subject project with funds from the Neighborhood Program (NTP) Project Placeholder. See attached 5YPP amendment for details.
Ped	SFPW	Japantown Buchanan Mall Improvements		\$1,100,000	Special condition: Recommendation is conditioned upon concurrent amendment of the Prop AA 5-Year Project List to reprogram \$700,000 from the Oakdale Lighting Improvements Project Phase 1 to the subject project. Oakdale Lighting Phase 1 was completed under budget. See attached Prop AA 5-Year Project List for details. In Spring 2026, staff plan to advance a funding request the design phase of Oakdale Lighting Improvements Phases 2 and 3, estimated to cost \$615,000, with Prop L funds from the Equity Priority Community Program.
TOTAL			\$ 6,606,363	\$ 1,100,000	

¹ See Attachment 1 for footnotes.

Attachment 4.
Prop L Summary - FY2024/25

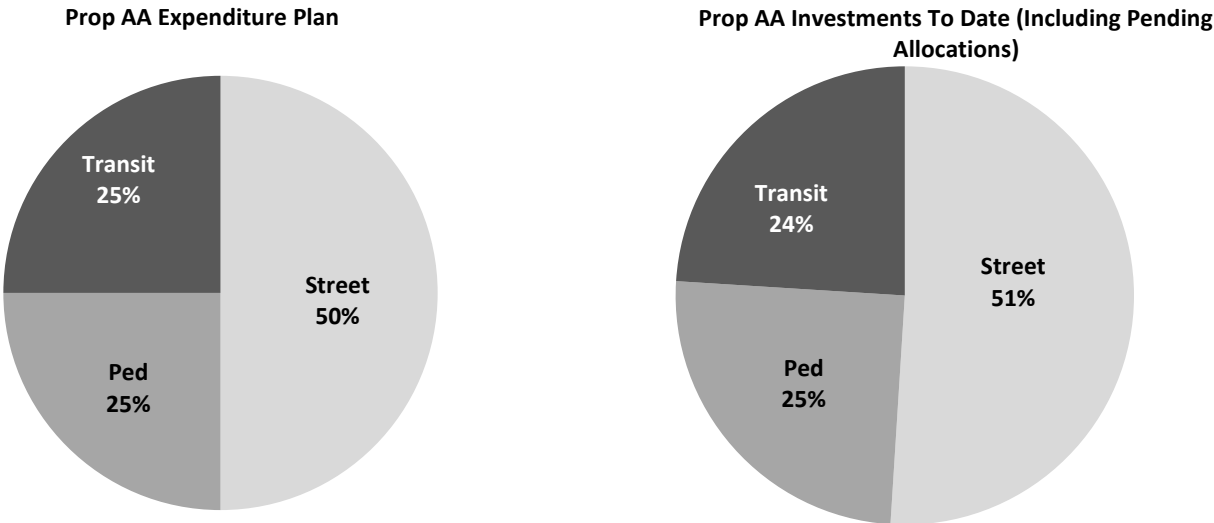
PROP L SALES TAX						
FY 2025/26	Total	FY 2025/26	FY 2026/27	FY 2027/28	FY 2028/29	FY 2029/30
Prior Allocations	\$ 16,881,000	\$ 4,601,000	\$ 7,540,000	\$ 4,740,000	\$ -	\$ -
Current Request(s)	\$ 6,606,363	\$ 875,000	\$ 3,686,000	\$ 1,845,363	\$ 200,000	\$ -
New Total Allocations	\$ 23,487,363	\$ 5,476,000	\$ 11,226,000	\$ 6,585,363	\$ 200,000	\$ -

The above table shows maximum annual cash flow for all FY 2025/26 allocations and appropriations approved to date, along with the current recommended allocations.



PROP AA VEHICLE REGISTRATION FEE						
FY 2025/26	Total	FY 2025/26	FY 2026/27	FY 2027/28	FY 2028/29	FY 2029/30
Prior Allocations	\$ 2,360,572	\$ 950,000	\$ 950,000	\$ 460,572	\$ -	\$ -
Current Request(s)	\$ 1,100,000	\$ 275,000	\$ 825,000	\$ -	\$ -	\$ -
New Total Allocations	\$ 3,460,572	\$ 1,225,000	\$ 1,775,000	\$ 460,572	\$ -	\$ -

The above table shows total cash flow for all FY 2025/26 allocations approved to date, along with the current recommended allocations.



San Francisco County Transportation Authority

Allocation Request Form

FY of Allocation Action:	FY2025/26
Project Name:	Traffic Signal Hardware Replacement Program FY26
Primary Sponsor:	San Francisco Municipal Transportation Agency

EXPENDITURE PLAN INFORMATION

PROP L Expenditure Plans	Traffic Signs and Signals Maintenance
Current PROP L Request:	\$1,000,000
Supervisory Districts	District 01, District 02, District 03, District 05, District 06, District 07, District 09, District 10, District 11

REQUEST

Brief Project Description

Replace approximately 98 traffic signal controllers manufactured between 2012 to 2018 with a known firewall related security vulnerability. Replacing the traffic signal controllers will prevent signal outages due to the security vulnerability. Requested funds will be used to enhance traffic and pedestrian safety by replacing key signal hardware that needs to be upgraded to current industry standards.

Detailed Scope, Project Benefits and Community Outreach

The San Francisco Municipal Transportation Agency (SFMTA) is seeking \$1,000,000 in Prop L funds, including \$500,000 programmed in FY 2024/25 and \$500,000 programmed in FY 2025/26 towards the construction phase of this project. The project will replace approximately 98 traffic signal controllers with a known firewall related security vulnerability.

Around 2018, City staff discovered a vulnerability with signal controllers that could allow signal outages to occur under certain conditions. A replacement effort commenced to identify and replace controllers built from around 2012 to 2018. Controllers manufactured in 2019 were thoroughly tested and found to address the vulnerability.

After a widespread signal outage occurred in 2022 related to the firewall related security vulnerability, the SFMTA Signal Shop identified approximately 350 traffic signal controllers that still needed replacement. Replacement of the controllers continued with 252 controllers replaced in 2024 and 2025 using General Fund Population Growth (Proposition B) and other MTA funding. Another signal outage occurred in 2025 which further highlighted the need to prioritize the replacement of controllers with the firewall vulnerability. This Prop L request is estimated to allow for the replacement of approximately 98 controllers with the firewall vulnerability needing to still be replaced at this time.

Since no excavation is needed, the SFMTA Signal Shop can procure and install the 98 traffic signal controllers proposed for replacement using the Prop L funds. No construction contract advertised for competitive bid is needed.

See Table 1 (attached) for list of 98 locations proposed for controller replacements using Prop L funds. Final locations will be determined by the SFMTA Signal Shop as they continue to work through the remaining intersections that need controller replacements.

Project Location

A list of candidate locations is provided in Table 1 for reference.

Is this project in an Equity Priority Community?	Yes
Does this project benefit disadvantaged populations?	Yes

Project Phase(s)

Construction (CON)

5YPP/STRATEGIC PLAN INFORMATION

Type of Project in the Prop L 5YPP/Prop AA Strategic Plan?	Named Project
Is requested amount greater than the amount programmed in the relevant 5YPP or Strategic Plan?	Less than or Equal to Programmed Amount
PROP L Amount	\$1,000,000.00

San Francisco County Transportation Authority

Allocation Request Form

FY of Allocation Action:	FY2025/26
Project Name:	Traffic Signal Hardware Replacement Program FY26
Primary Sponsor:	San Francisco Municipal Transportation Agency

ENVIRONMENTAL CLEARANCE

Environmental Type:	Categorically Exempt
----------------------------	----------------------

PROJECT DELIVERY MILESTONES

Phase	Start		End	
	Quarter	Calendar Year	Quarter	Calendar Year
Planning/Conceptual Engineering (PLAN)				
Environmental Studies (PA&ED)	Oct-Nov-Dec	2025	Oct-Nov-Dec	2025
Right of Way				
Design Engineering (PS&E)				
Advertise Construction				
Start Construction (e.g. Award Contract)	Jan-Feb-Mar	2026		
Operations (OP)				
Open for Use			Jul-Aug-Sep	2027
Project Completion (means last eligible expenditure)			Jan-Feb-Mar	2028

SCHEDULE DETAILS

No detailed design phase is needed for this project.

Project coordination will be performed on a case-by-case basis due to the variety of project locations.

Before installation of signal hardware, the project will request environmental clearance review under the California Environmental Quality Act (CEQA) for all candidate locations. For similar projects, the environmental review was successful without encountering any issues. The same environmental process is expected for this year's request.

San Francisco County Transportation Authority

Allocation Request Form

FY of Allocation Action:	FY2025/26
Project Name:	Traffic Signal Hardware Replacement Program FY26
Primary Sponsor:	San Francisco Municipal Transportation Agency

FUNDING PLAN - FOR CURRENT REQUEST

Fund Source	Planned	Programmed	Allocated	Project Total
EP-217: Traffic Signs and Signals Maintenance	\$0	\$1,000,000	\$0	\$1,000,000
Phases In Current Request Total:	\$0	\$1,000,000	\$0	\$1,000,000

COST SUMMARY

Phase	Total Cost	PROP L - Current Request	Source of Cost Estimate
Planning/Conceptual Engineering	\$0		
Environmental Studies	\$0		
Right of Way	\$0		
Design Engineering	\$0		
Construction	\$1,000,000	\$1,000,000	Based on estimates from similar projects
Operations	\$0		
Total:	\$1,000,000	\$1,000,000	

% Complete of Design:	0.0%
As of Date:	07/25/2025
Expected Useful Life:	15 Years

MAJOR LINE ITEM BUDGET

SUMMARY BY MAJOR LINE ITEM (BY AGENCY LABOR BY TASK)				
Budget Line Item	Totals	Cost Per Intersection	# of Controllers	SFMTA
1. SFMTA Signal Shop Labor to install controllers	\$517,049	\$ 5,276	98	\$517,049
2. Construction Management/ Support	\$98,000	\$ 1,000	98	\$98,000
3. Materials	\$294,000	\$ 3,000	98	\$294,000
4. 10% Contingency	\$90,951	\$ 966	98	\$90,951
TOTAL CONSTRUCTION PHASE	\$1,000,000			\$1,000,000

San Francisco County Transportation Authority

Allocation Request Form

FY of Allocation Action:	FY2025/26
Project Name:	Traffic Signal Hardware Replacement Program FY26
Primary Sponsor:	San Francisco Municipal Transportation Agency

SFCTA RECOMMENDATION

Resolution Number:		Resolution Date:	
Total PROP L Requested:	\$1,000,000	Total PROP L Recommended	\$1,000,000

SGA Project Number:		Name:	Traffic Signal Hardware Replacement Program FY26
Sponsor:	San Francisco Municipal Transportation Agency	Expiration Date:	03/31/2028
Phase:	Construction	Fundshare:	100.0%

Cash Flow Distribution Schedule by Fiscal Year

Fund Source	FY2025/26	FY2026/27	FY2027/28	FY2028/29	Total
PROP L EP-217	\$600,000	\$350,000	\$50,000	\$0	\$1,000,000

Deliverables
1. Quarterly progress reports (QPRs) shall include % complete to date, photos of work being performed, list of locations where work has been done to date, upcoming project milestones, and delivery updates including work performed in the prior quarter, work anticipated to be performed in the upcoming quarter, and any issues that may impact delivery, in addition to all other requirements described in the Standard Grant Agreement.
2. With the first QPR, Sponsor shall provide 2-3 photos of typical before conditions and on completion of the project Sponsor shall provide 2-3 photos of completed work.

Metric	PROP AA	TNC TAX	PROP L
Actual Leveraging - Current Request	No PROP AA	No TNC TAX	0.0%
Actual Leveraging - This Project	No PROP AA	No TNC TAX	0.0%

San Francisco County Transportation Authority

Allocation Request Form

FY of Allocation Action:	FY2025/26
Project Name:	Traffic Signal Hardware Replacement Program FY26
Primary Sponsor:	San Francisco Municipal Transportation Agency

EXPENDITURE PLAN SUMMARY

Current PROP L Request:	\$1,000,000
--------------------------------	-------------

1) The requested sales tax and/or vehicle registration fee revenues will be used to supplement and under no circumstance replace existing local revenues used for transportation purposes.

Initials of sponsor staff member verifying the above statement:
ML

CONTACT INFORMATION

	Project Manager	Grants Manager
Name:	Geraldine De Leon	Kathryn Studwell
Title:	Lead Engineer	Grant Administration Manager
Phone:	(415) 646-4557	(415) 517-7015
Email:	geraldine.deleon@sfmta.com	kathryn.studwell@sfmta.com

Table 1. Traffic Signal Hardware Replacement FY 25-26

Candidate Locations for Traffic Signal Controller Replacements Proposed to be Funded with Prop L

#	Intersection	Supervisor District
1	4th Ave & California	1
2	4th St & Channel	6
3	5th Ave & Geary	1
4	5th Ave & Lincoln	7
5	6th Ave & California	1
6	6th Ave & Lincoln	7
7	7th Ave & Lincoln	7
8	7th St & Brannan	6
9	7th St & Townsend	6
10	8th Ave & California	1
11	8th Ave & Geary	1
12	10th Ave & California	1
13	10th Ave & Geary	1
14	12th Ave & California	1
15	15th St & Potrero	6,9
16	16th St & Capp	9
17	16th St & Harrison	9
18	16th St & Rhode Island	6,10
19	16th St & Vermont	6,10
20	20th St & Mission	9
21	22nd Ave & Geary	1
22	26th Ave & Geary	1
23	27th Ave & Geary	1
24	28th Ave & Geary	1
25	36th Ave & Geary	1
26	Acton, Mission & Sickles	11
27	Alameda & Potrero	6,9
28	Alemany & Geneva	11
29	Amador, Cargo & Illinois	10
30	Arguello & California	1,2
31	Bacon & San Bruno	9
32	Battery & Clay	3
33	Beale & Mission	6
34	Brookdale & Geneva	10,11
35	Bush & Mason	3
36	Bush & Powell	3
37	California & Kearny	3
38	California & Laurel	2
39	California & Lyon	2
40	California & Walnut	2
41	California, Maple & Parker	2
42	Charles J Brenham & McAllister	5
43	Clay & Drumm	3

Table 1. Traffic Signal Hardware Replacement FY 25-26

Candidate Locations for Traffic Signal Controller Replacements Proposed to be Funded with Prop L

#	Intersection	Supervisor District
44	Clay & Kearny	3
45	Clay & Powell	3
46	Clay & Sansome	3
47	Cyril Magnin & O'Farrell	3,5
48	Davis & Sacramento	3
49	Delano & Geneva	11
50	Dewey, Laguna Honda & Woodside	7
51	Drumm & Sacramento	3
52	Dwight, Paul & San Bruno	9,10
53	Eddy & Mason	3,5
54	Ellis & Mason	3,5
55	Esquina & Geneva	10
56	Fillmore & Sacramento	2
57	Folsom & Russ	6
58	Forest Hill Station & Laguna Honda Blvd	7
59	Geary & Hyde	3,5
60	Geary & Jones	3,5
61	Geary & Mason	3
62	Geary & Polk	3,5
63	Geary & Powell	3
64	Geneva & Howth	11
65	Golden Gate & Jones	5
66	Grant & Post	3
67	Grant & Sacramento	3
68	Grant & Sutter	3
69	Howard & Main	6
70	Howard & Spear	6
71	Howard & Steuart	6
72	Howth & Ocean	7,11
73	Hyde & O'Farrell	5
74	Illinois & Mariposa	6,10
75	Jackson & Mason	3
76	JFK Dr & Stanyan	1,5
77	Jones & Sutter	3
78	Jones, Market & McAllister	5,6
79	Kezar Midblock JFK & Waller	5,7
80	Larkin & O'Farrell	5
81	Larkin & Sutter	3
82	Lawrence, Mission & Oliver	11
83	Leavenworth & McAllister	5
84	Leavenworth & Post	3
85	Lowell, Mission & Naglee	11
86	Lusk & Townsend	6

Table 1. Traffic Signal Hardware Replacement FY 25-26

Candidate Locations for Traffic Signal Controller Replacements Proposed to be Funded with Prop L

#	Intersection	Supervisor District
87	Main & Mission	6
88	Mason & O'Farrell	3,5
89	Mason & Post	3
90	Mission & Spear	6
91	Mission & Steuart	3,6
92	Mission, Niagara, Pope & Rolph	11
93	North Point & Powell	3
94	O'Farrell & Taylor	3,5
95	Post & Powell	3
96	Powell & Sacramento	3
97	Powell & Washington	3
98	Sutter & Taylor	3

San Francisco County Transportation Authority

Allocation Request Form

FY of Allocation Action:	FY2025/26
Project Name:	Traffic Signal Upgrade Contract 35
Primary Sponsor:	San Francisco Municipal Transportation Agency

EXPENDITURE PLAN INFORMATION

PROP L Expenditure Plans	Traffic Signs and Signals Maintenance
Current PROP L Request:	\$5,345,363
Supervisory Districts	District 01, District 02, District 03, District 05, District 07, District 08, District 09, District 10, District 11

REQUEST

Brief Project Description

This request will fund the construction phase of traffic-signal related upgrades at 17 locations across the City. Upgrades include pedestrian countdown signals (PCS), accessible pedestrian signals (APS), new mast arms with higher-visibility 12-inch signal heads, left turn signals, upgraded streetlighting, curb ramps, and replacement of old/damaged signal infrastructure. 8 of the intersections are located on the Vision Zero High Injury Network, which encompasses the pedestrian, bicycle, and vehicle high injury corridors. These signal upgrades will improve accessibility and safety for all.

Detailed Scope, Project Benefits and Community Outreach

See attached.

Project Location

17 intersections spread throughout the City of San Francisco (see attached list and map)

Is this project in an Equity Priority Community?	Yes
Does this project benefit disadvantaged populations?	Yes

Project Phase(s)

Construction (CON)

5YPP/STRATEGIC PLAN INFORMATION

Type of Project in the Prop L 5YPP/Prop AA Strategic Plan?	Named Project
Is requested amount greater than the amount programmed in the relevant 5YPP or Strategic Plan?	Less than or Equal to Programmed Amount

Type of Project in the Prop L 5YPP/Prop AA Strategic Plan?	Named Project
PROP L Amount	\$5,345,363.00

San Francisco County Transportation Authority

Allocation Request Form

FY of Allocation Action:	FY2025/26
Project Name:	Traffic Signal Upgrade Contract 35
Primary Sponsor:	San Francisco Municipal Transportation Agency

ENVIRONMENTAL CLEARANCE

Environmental Type:	Categorically Exempt
----------------------------	----------------------

PROJECT DELIVERY MILESTONES

Phase	Start		End	
	Quarter	Calendar Year	Quarter	Calendar Year
Planning/Conceptual Engineering (PLAN)				
Environmental Studies (PA&ED)	Jan-Feb-Mar	2018	Jan-Feb-Mar	2021
Right of Way				
Design Engineering (PS&E)	Oct-Nov-Dec	2017	Oct-Nov-Dec	2025
Advertise Construction	Oct-Nov-Dec	2025		
Start Construction (e.g. Award Contract)	Jul-Aug-Sep	2026		
Operations (OP)				
Open for Use			Oct-Nov-Dec	2027
Project Completion (means last eligible expenditure)			Jul-Aug-Sep	2028

SCHEDULE DETAILS

A significant portion of the construction phase of Contract 35 is being funded by the 2024 Healthy, Safe and Vibrant San Francisco Bond, which requires the majority of the construction funds be spent by October 2027 to meet a timely-use-of funds deadline.

Contract 35 construction work will be coordinated with the following projects: Various Locations (VL) Pavement Renovation 80 (near Larkin/Post intersection), Sickles Avenue Streetscape Project (near Alemany/Sickles), and 29 Sunset Muni Forward project (near 25th Ave/Clement). Note that the final design for Contract 35 took into consideration elements of the VL 80, Sickles Streetscape, and 29 Sunset Muni Forward projects to avoid conflicts.

Various Locations Pavement Renovation 80 (near Larkin/Post intersection) paving project is likely to advertise in Fall 2025, with construction schedules overlapping with Contract 35. However, because both projects have multiple locations, the work can be easily scheduled to avoid conflicts. Project excavation limits were adjusted on Contract 35 and VL 80 to avoid conflicts.

Sickles Avenue Streetscape Project (near Alemany/Sickles) design has been completed, but final construction phase schedule is on hold while construction phase funding is finalized. Since there is no overlap in the excavation scope between the two projects, coordination between the projects should not be an issue.

29 Sunset Muni Forward project is an on-going improvement project that includes transit improvement scope at 25th Ave/Clement. That work can be coordinated with Contract 35 signal work at 25th Ave/Clement.

San Francisco County Transportation Authority

Allocation Request Form

FY of Allocation Action:	FY2025/26
Project Name:	Traffic Signal Upgrade Contract 35
Primary Sponsor:	San Francisco Municipal Transportation Agency

FUNDING PLAN - FOR CURRENT REQUEST

Fund Source	Planned	Programmed	Allocated	Project Total
EP-217: Traffic Signs and Signals Maintenance	\$0	\$5,345,363	\$0	\$5,345,363
2024 Healthy, Safe and Vibrant San Francisco Bond	\$0	\$12,300,000	\$0	\$12,300,000
SFMTA Operating Funds	\$0	\$0	\$568,020	\$568,020
Phases In Current Request Total:	\$0	\$17,645,363	\$568,020	\$18,213,383

FUNDING PLAN - ENTIRE PROJECT (ALL PHASES)

Fund Source	Planned	Programmed	Allocated	Project Total
PROP L	\$0	\$5,345,363	\$0	\$5,345,363
2024 Healthy, Safe and Vibrant San Francisco Bond	\$0	\$12,300,000	\$0	\$12,300,000
PROP K: Prop K Sales Tax	\$0	\$0	\$840,000	\$840,000
SFMTA Local Funds	\$0	\$0	\$1,054,146	\$1,054,146
SFMTA Operating Funds	\$0	\$0	\$568,020	\$568,020
Funding Plan for Entire Project Total:	\$0	\$17,645,363	\$2,462,166	\$20,107,529

COST SUMMARY

Phase	Total Cost	PROP L - Current Request	Source of Cost Estimate
Planning/Conceptual Engineering	\$0		
Environmental Studies	\$0		
Right of Way	\$0		
Design Engineering	\$1,894,146		Costs incurred to date and expected cost to finish
Construction	\$18,213,383	\$5,345,363	Cost Estimate at 95% design complete and Previous SFMTA Projects
Operations	\$0		
Total:	\$20,107,529	\$5,345,363	

% Complete of Design:	95.0%
As of Date:	08/22/2025
Expected Useful Life:	30 Years

San Francisco County Transportation Authority

Prop L/Prop AA/Prop D TNC Allocation Request Form

MAJOR LINE ITEM BUDGET

SUMMARY BY MAJOR LINE ITEM (BY AGENCY LABOR BY TASK)					
Budget Line Item	Totals	% of contract	SFPW	SFMTA	Contractor
1. Contract					
Task 1: Curb Ramps	\$ 2,920,000				\$ 2,920,000
Task 2: Catchbasins & Sewer Laterals	\$ 900,000				\$ 900,000
Task 3: Signals /Mountings	\$ 1,100,000				\$ 1,100,000
Task 4: Poles	\$ 1,500,000				\$ 1,500,000
Task 5: Pullboxes/Conduits	\$ 1,800,000				\$ 1,800,000
Task 6: Wiring	\$ 675,000				\$ 675,000
Task 7: Traffic Routing	\$ 680,000				\$ 680,000
Task 8: Misc **	\$ 1,000,000				\$ 1,000,000
Task 9: PGE Service Points Contracts	\$ 300,000			\$ 300,000	
Contract Subtotal	\$ 10,875,000			\$ 300,000	\$ 10,575,000
2. SFMTA-Provided Materials					
Controller Cabinets	\$ 480,000			\$ 480,000	
Accessible Ped Signals	\$ 229,000			\$ 229,000	
Ped Countdown Modules	\$ 23,500			\$ 23,500	
Emergency Vehicle Pre-emption Radio	\$ 96,000			\$ 96,000	
Video Detection Camera	\$ 50,000			\$ 50,000	
Materials Subtotal	\$ 878,500			\$ 878,500	
3. Construction Management/ Support					
Muni Overhead Wire De-energization	\$ 72,000			\$ 72,000	
Construction Engineering / Inspection	\$ 4,450,000	41%	\$ 3,600,000	\$ 850,000	
Signal Shop	\$ 485,000			\$ 485,000	
Paint Shop	\$ 289,000			\$ 289,000	
Sign Shop	\$ 102,000			\$ 102,000	
Meter Shop	\$ 8,000			\$ 8,000	
Labor Subtotal	\$ 5,406,000	50%	\$ 3,600,000	\$ 1,806,000	
4. Other Direct Costs *	\$ 1,000		\$ 1,000		
5. Contingency	\$ 1,052,883.00	10%	\$ 200,000	\$ 100,000	\$ 752,883
TOTAL CONSTRUCTION PHASE	\$ 18,213,383		\$ 3,801,000	\$ 3,084,500	\$ 11,327,883

* City Attorney Review, ** Key tasks includes remove and salvage equipment, permit fees, potholing, and mobilization.

San Francisco County Transportation Authority
Allocation Request Form

FY of Allocation Action:	FY2025/26
Project Name:	Traffic Signal Upgrade Contract 35
Primary Sponsor:	San Francisco Municipal Transportation Agency

SFCTA RECOMMENDATION

Resolution Number:		Resolution Date:	
Total PROP L Requested:	\$5,345,363	Total PROP L Recommended	\$5,345,363

SGA Project Number:		Name:	Traffic Signal Upgrade Contract 35
Sponsor:	San Francisco Municipal Transportation Agency	Expiration Date:	12/31/2028
Phase:	Construction	Fundshare:	29.35%

Cash Flow Distribution Schedule by Fiscal Year

Fund Source	FY2025/26	FY2026/27	FY2027/28	FY2028/29	Total
PROP L EP-201	\$200,000	\$3,200,000	\$1,745,363	\$200,000	\$5,345,363

Deliverables

1. Quarterly progress reports (QPRs) shall include % complete to date, photos of work being performed, improvements completed at each location to date, upcoming project milestones (e.g. ground-breaking, ribbon-cutting), and delivery updates including work performed in the prior quarter, work anticipated to be performed in the upcoming quarter, and any issues that may impact delivery, in addition to all other requirements described in the Standard Grant Agreement.
2. With the first QPR, SFMTA shall provide 2-3 photos of typical before conditions; with the first quarterly report following initiation of fieldwork Sponsor shall provide a photo documenting compliance with the Prop L attribution requirements as described in the SGA; and on completion of the project Sponsor shall provide 2-3 photos of completed work.

Special Conditions

1. Sponsor required to provide documentation of completion of design prior to reimbursement of construction costs to satisfy Deliverable #1 of the design phase grant (SGA 133-907060).

Metric	PROP AA	TNC TAX	PROP L
Actual Leveraging - Current Request	No PROP AA	No TNC TAX	70.65%
Actual Leveraging - This Project	No PROP AA	No TNC TAX	73.42%

San Francisco County Transportation Authority

Allocation Request Form

FY of Allocation Action:	FY2025/26
Project Name:	Traffic Signal Upgrade Contract 35
Primary Sponsor:	San Francisco Municipal Transportation Agency

EXPENDITURE PLAN SUMMARY

Current PROP L Request:	\$5,345,363
--------------------------------	-------------

1) The requested sales tax and/or vehicle registration fee revenues will be used to supplement and under no circumstance replace existing local revenues used for transportation purposes.

Initials of sponsor staff member verifying the above statement:
GD

CONTACT INFORMATION

	Project Manager	Grants Manager
Name:	Geraldine De Leon	Kathryn Studwell
Title:	Lead Engineer	Grant Administration Manager
Phone:	(415) 646-4557	(415) 517-7015
Email:	geraldine.deleon@sfmta.com	kathryn.studwell@sfmta.com

Traffic Signal Upgrade Contract 35 – Construction Phase

Detailed Scope & Project Benefits

The San Francisco Municipal Transportation Agency (SFMTA) is seeking \$5,345,363 in Prop L Sales Tax funds toward the construction phase of traffic signal upgrades and related pedestrian improvements at 17 locations to be constructed under Traffic Signal Upgrade Contract 35. Signal visibility improvements will include new poles with larger signal heads. Related pedestrian safety improvements include pedestrian countdown signals (PCS), accessible pedestrian signals (APS), upgraded streetlighting, and upgraded curb ramps to the latest standards and to provide an accessible landing for the APS, as well as new curb ramps where they are missing. Other improvements at signal upgrade locations will include new controllers, conduit, and wiring where they are needed to implement the signal modifications. 8 of the 17 locations are located on the Vision Zero High Injury Network, and the planned signal improvements are intended to reduce injuries for pedestrians, cyclists, and motorists.

The specific scope for each location under this project is described in Table 1. The table describes the intended project scope, supervisorial districts, and whether the intersection is located on the Vision Zero High Injury Network.

Changes to Scope, Schedule, and Budget

Scope Changes

The final list for Contract 35 includes 17 locations, a change from the list of 23 locations in the original design phase Prop K allocation from 2017 (SGA 133-907060) and 22 locations in the Prop L FY 24-28 Project Information Form for the Traffic Signs and Signals Maintenance 5-Year Prioritization Program.

Taking into account the Prop K SGA that set up original design phase funding, the Prop L FY 24-28 Project Information Form, and the Prop L SGA that moved construction phase funds from Contract 35 to Contract 36 – Additional Funds project (SGA 217-907004), the number of locations included as part of the Contract 35 scope has fluctuated over the years. In the end, seven (7) intersections were removed and implemented as part of other projects as follows:

- The five (5) locations of Gough/Haight/Market, Folsom/19th St, Folsom/21st St, Folsom/22nd St, and Folsom/23rd St were moved via change order to the Contract 36 Signal Upgrade project for faster implementation. In particular, the scope for the Folsom locations was moved to Contract 36 to address expiring Affordable Housing and Sustainable Communities (AHSC) grant funding. The signal work at the 4 Folsom locations was completed in early 2025, and Gough/Haight/Market work is on track to be completed in late 2025.
- Geneva/Naples was completed as part of the Geneva Signal Upgrade project which finished construction in 2023.

- Masonic/Page was completed using city forces in 2018.

Schedule Changes

Since the design for Contract 35 started in early 2018, the project has been delayed due to various reasons including other projects/tasks being prioritized during the pandemic leading to staffing shortage for signal design engineers at SFMTA, staffing shortage at Public Works for curb ramp designers, curb ramp design process taking longer than originally expected due to an increased focus on making sure that curb ramps meet strict flat landing related guidelines for accessible pedestrian signal (APS) accessibility, and a long backlog for critical elevation surveys needed for curb ramp design. More recently, delivery of the Contract 35 scope compared to the schedule in the FY 24-28 PIF was further delayed because of the MTA/Public Works project team needing to focus on completing design for Gough/Haight/Market, Folsom/19th St, Folsom/21st St, Folsom/22nd St, and Folsom/23rd St when it was decided to move those intersections to Contract 36 for faster implementation.

Budget Changes

Due to the various scope and schedule changes described above, the Contract 35 budget needs significantly increased for design and construction phases. For design phase, an additional \$1,054,146 in MTA funds were identified to meet the increased budget needs. For construction phase, an additional \$12.3M in funding was identified from the 2024 Healthy, Safe and Vibrant San Francisco Bond.

Compared to the construction phase budget listed in the FY 24-28 Prop L PIF for Contract 35, the actual available Prop L construction phase budget decreased from \$7,104,000 to \$5,345,363, a reduction of \$1,758,637. The \$1,758,637 reduction in available Prop L funding was due to funding needing to be moved from Contract 35 to Contract 36 to allow faster implementation of Gough/Haight/Market, Folsom/19th St, Folsom/21st St, Folsom/22nd St, and Folsom/23rd St as part of a change order to Contract 36 (217-907004). The Prop L amount requested as part of this current ARF was accordingly reduced to \$5,345,363.

Location Selection Criteria

The intersections in this scope were selected after careful review by SFMTA staff of traffic operations and collision patterns on a regular basis. Locations are prioritized based on collision history, traffic volumes, benefits to roadway users including pedestrians, bicyclists, transit and motorists, proximity to schools or senior centers and any joint departmental opportunities (e.g. scheduled paving projects, corridor improvements). All supervisorial districts are represented in the Contract 35 scope except Districts 4 and 6. District 4 has only 4% of the City's traffic signals, many of which are relatively new and thus are not in need of upgrades. Ongoing projects in District 4 include a permanent signal at 41st Ave/Lincoln and new signals at 45th Ave/Lincoln and La Playa/Lincoln. District 6 has many signal upgrades being implemented by projects currently under design or construction such as Folsom Streetscape Project, 13th Street Safety Improvements, and Transbay Howard Streetscape Project.

SFMTA has received 311 requests for signal upgrades at many project locations, with the most requests occurring at 25th Ave/Clement, 25th Ave/Anza, Anza/Stanyan, Alemany/Sickles, California/Larkin, and Twin Peaks/Portola.

Implementation:

Alemany/Sickles and Baker/Hayes are the only intersections in the project that are proposing changes that require a Public Hearing. At Alemany/Sickles, two traffic islands were proposed to be removed to add a left turn pocket and improve intersection geometry. At Baker/Hayes, some minor parking removal was proposed due to widened crosswalks. The proposals were presented at a public hearing on 10/30/2020 and approved without any objections. The approved changes will be implemented during construction.

SFMTA's Sustainable Streets Division has been managing the scope of the detailed design. SFPW's Infrastructure Design and Construction (IDC) division will manage the issuance and administration of the contract for construction by a competitively bid contract.

Task:

- Construction Management
- Contract Support
- Construction Support

Work Performed By:

SFPW Infrastructure Construction Management
SFPW Infrastructure Design and Construction
SFMTA Sustainable Streets Division

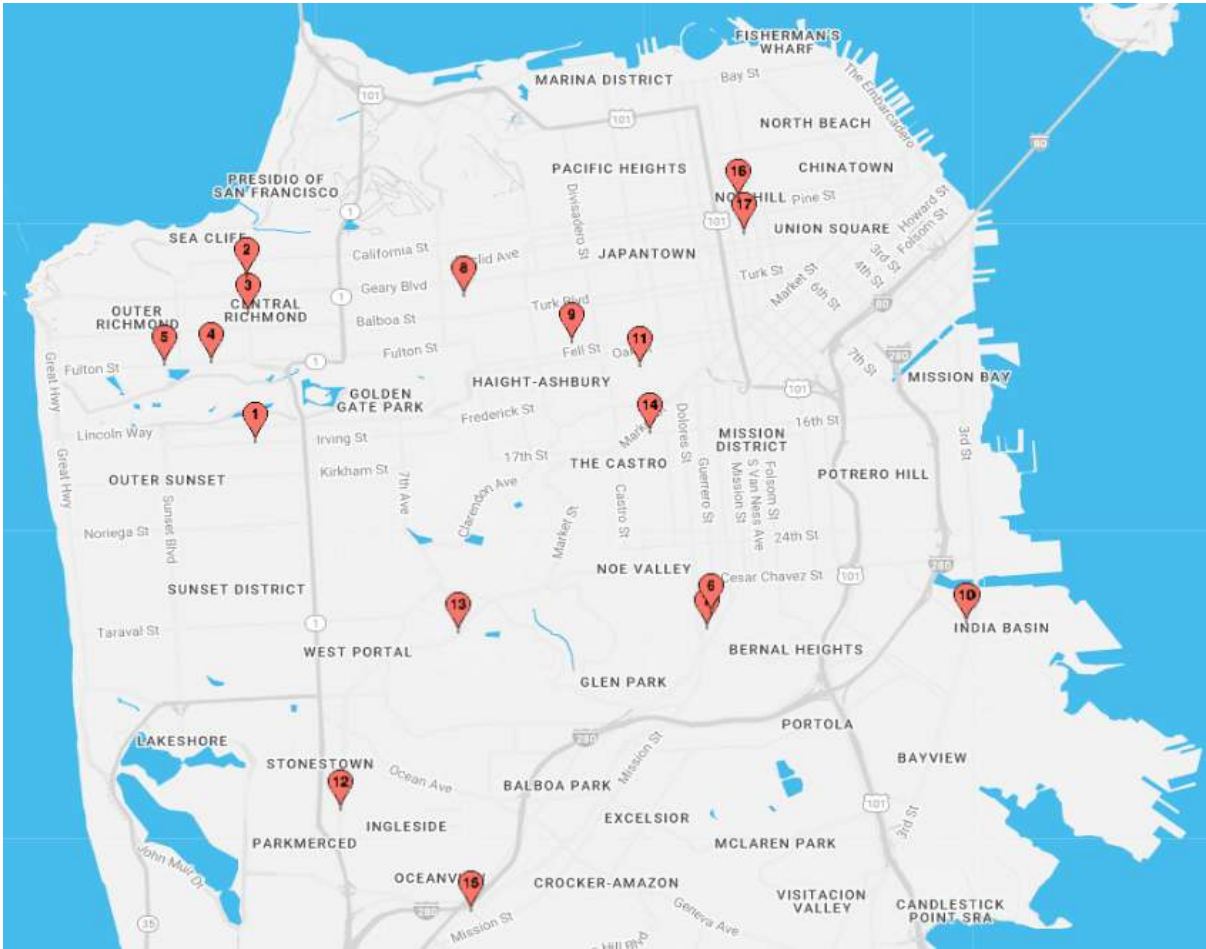
**San Francisco County Transportation Authority
Prop L/Prop AA Allocation Request Form**

TABLE 1. CONTRACT 35 LOCATIONS

#	Intersection	SFCTA Equity Priority Communities	2022 Vision Zero High Injury Network	PCS upgrades planned	Upgraded Streetlighting	Curb Ramps (Upgraded/New per location)	New APS	Signal Visibility Upgrades	Muni Lines	Supervisor District
1	6th Avenue & Irving Street	--	--	PCS missing at all crosswalks	Yes	8 Upgraded	Yes	Yes	N	7
2	25th Avenue & Clement Street	Yes	--	PCS missing at all crosswalks	Yes	6 Upgraded/2 New	Yes	Yes	29	1
3	25th Avenue & Anza Street	--	--	PCS missing at all crosswalks	Yes	6 Upgraded/2 New	Yes	Yes	29	1
4	30th Avenue & Fulton Street	--	Yes	PCS missing crossing 30th Ave	Yes	8 Upgraded	Yes	Yes	5, 5R	1
5	36th Avenue & Fulton Street	--	Yes	PCS missing crossing 36th Ave	Yes	8 Upgraded	Yes	Yes	5, 5R	1
6	29th Street & San Jose Avenue	--	Yes	PCS missing crossing 29th St	Yes	8 Upgraded	Yes	Yes	--	8, 9
7	30th Street & San Jose Avenue	--	Yes	PCS missing crossing 30th St	--	5 Upgraded/2 New	Yes	Yes	J, 24, 36	8, 9
8	Anza Street & Stanyan Street	--	--	PCS missing at all crosswalks	Yes	8 Upgraded/2 New	Yes	Yes	--	1, 2
9	Baker Street & Hayes Street	--	--	PCS missing at all crosswalks	Yes	--	Yes	Yes	6	5
10	Evans Avenue & Phelps Street	--	Yes	--	Yes	--	--	Yes	19	10
11	Haight Street & Steiner Street	--	--	PCS missing at all crosswalks	Yes	--	Yes	Yes	7	5
12	Holloway Avenue & Junipero Serra Boulevard	Yes	--	PCS missing crossing Holloway	Yes	--	Yes	Yes	29	7, 11
13	Portola Drive & Twin Peaks Boulevard	--	--	PCS missing crossing Twin Peaks	Yes	--	Yes	Yes	48, 52	7, 8
14	16th Street & Sanchez Street	--	--	PCS missing crossing Sanchez	Yes	8 Upgraded	Yes	Yes	--	8
15	Alemanya Boulevard & Sickles Avenue	Yes	Yes	PCS missing crossing Sickles	Yes	6 Upgraded/2 New	Yes	Yes	--	11
16	California Street & Larkin Street	--	Yes	PCS missing at all crosswalks	Yes	8 Upgraded	Yes	Yes	Cable Car	3
17	Larkin Street & Post Street	Yes	Yes	PCS missing at all crosswalks	--	8 Upgraded	Yes	Yes	2	3

San Francisco County Transportation Authority
Prop L/Prop AA Allocation Request Form

MAPS AND DRAWINGS



#	Location
1	6th Avenue & Irving Street
2	25th Avenue & Clement Street
3	25th Avenue & Anza Street
4	30th Avenue & Fulton Street
5	36th Avenue & Fulton Street
6	29th Street & San Jose Avenue
7	30th Street & San Jose Avenue
8	Anza Street & Stanyan Street
9	Baker Street & Hayes Street

#	Location
10	Evans Avenue & Phelps Street
11	Haight Street & Steiner Street
12	Holloway Avenue & Junipero Serra Boulevard
13	Portola Dr & Twin Peaks Blvd
14	16th Street & Sanchez Street
15	Alemaney Boulevard & Sickles Avenue
16	California Street & Larkin Street
17	Larkin Street & Post Street







ATTACHMENT 5

San Francisco County Transportation Authority
Allocation Request Form

FY of Allocation Action:	FY2025/26
Project Name:	West Broadway Tunnel Safety [NTP]
Primary Sponsor:	San Francisco Municipal Transportation Agency

EXPENDITURE PLAN INFORMATION

PROP L Expenditure Plans	Neighborhood Transportation Program
Current PROP L Request:	\$261,000
Supervisory District	District 03

REQUEST

Brief Project Description

The West Broadway Tunnel Safety project will improve safety and slow traffic speeds at the west end of the Robert C. Levy (Broadway) Tunnel. The project will design and implement a series of safety improvements to roadway markings, signage, and traffic signals on Broadway between Polk and Powell streets, while maintaining two lanes in each direction. The project also includes bike corrals at Broadway and Polk streets.

Detailed Scope, Project Benefits and Community Outreach

At the request of District 3 Supervisor Danny Sauter, SFMTA is requesting Prop L Neighborhood Program funds to design and construct safety the West Broadway Tunnel Safety Project. This project is located on Broadway between Polk Street and Powell Street. Broadway is the primary arterial street between North Beach/Chinatown and the western parts of the city. The segment between Larkin Street and Stockton Street has been identified as a Vision Zero High Injury Corridor. The project aims to address vehicle speeds and pedestrian safety concerns through a series of improvements to roadway markings, signage and existing traffic signals. Specific improvements include the following:

- Restripe vehicle traffic lanes to a narrower width to encourage lower vehicle speeds while maintaining two traffic lanes in each direction.
- Install a speed feedback radar sign facing westbound traffic at Larkin Street to increase awareness of vehicle speeds. There is a similar sign currently posted at Powell Street facing eastbound traffic.
- Add PLAYGROUND warning signs and speed limit signs between Polk Street and Larkin Street.
- Upgrade the traffic signals at the intersection of Broadway and Larkin Street with larger more visible lenses and adjust the timing to slow the progression of traffic entering the tunnel.
- Add bike parking at Broadway and Polk Street, and turn calming at Broadway and Larkin Street.

Community outreach will be conducted in partnership with District 3 Supervisor Sauter's office, who recently coordinated a community walkthrough to inform this funding request. Additional outreach to the community will be performed by SFMTA staff during the design and construction phases through online surveys and informational mailers.

The West Broadway Tunnel Safety Project will be designed and implemented by SFMTA engineering and operations staff. By funding both phases now, the project can proceed seamlessly from design engineering to project approval and construction. Many of the improvements can be implemented by SFMTA operations staff within a relatively short time frame, however the larger traffic signals and speed feedback radar sign have long lead times for equipment procurement, which are reflected in the proposed schedule.

The Transportation Authority's Neighborhood Transportation Program (NTP) is intended to strengthen project pipelines

and advance the delivery of community-supported neighborhood-scale projects, especially in Equity Priority Communities and other neighborhoods with high unmet needs.

Project Location

Broadway, from Polk Street to Powell Street

Is this project in an Equity Priority Community?	No
Does this project benefit disadvantaged populations?	Yes

Project Phase(s)

Design Engineering (PS&E), Construction (CON)

Justification for Multi-phase Request

Multi-phase allocation is recommended given short duration of design phase and potential for concurrent implementation of various project elements. Striping and signage improvements can be implemented by SFMTA staff within a relatively short time frame, however the larger traffic signals and speed feedback radar sign have long lead times for equipment procurement. Requesting funding for both phases of work will ensure that the project can be implemented as quickly as the project can be designed.

5YPP/STRATEGIC PLAN INFORMATION

Type of Project in the Prop L 5YPP/Prop AA Strategic Plan?	Project Drawn from Placeholder
Is requested amount greater than the amount programmed in the relevant 5YPP or Strategic Plan?	Less than or Equal to Programmed Amount
PROP L Amount	\$948,355.00

San Francisco County Transportation Authority

Allocation Request Form

FY of Allocation Action:	FY2025/26
Project Name:	West Broadway Tunnel Safety [NTP]
Primary Sponsor:	San Francisco Municipal Transportation Agency

ENVIRONMENTAL CLEARANCE

Environmental Type:	Categorically Exempt
----------------------------	----------------------

PROJECT DELIVERY MILESTONES

Phase	Start		End	
	Quarter	Calendar Year	Quarter	Calendar Year
Planning/Conceptual Engineering (PLAN)	Apr-May-Jun	2025	Jul-Aug-Sep	2025
Environmental Studies (PA&ED)				
Right of Way				
Design Engineering (PS&E)	Jan-Feb-Mar	2026	Apr-May-Jun	2026
Advertise Construction				
Start Construction (e.g. Award Contract)	Jul-Aug-Sep	2026		
Operations (OP)				
Open for Use			Apr-May-Jun	2027
Project Completion (means last eligible expenditure)			Apr-May-Jun	2027

SCHEDULE DETAILS

Community Outreach is planned as informational mailers and coordination with the District 3 Supervisor's Office in early 2026. No online surveys are planned at this time.

San Francisco County Transportation Authority

Allocation Request Form

FY of Allocation Action:	FY2025/26
Project Name:	West Broadway Tunnel Safety [NTP]
Primary Sponsor:	San Francisco Municipal Transportation Agency

FUNDING PLAN - FOR CURRENT REQUEST

Fund Source	Planned	Programmed	Allocated	Project Total
EP-225: Neighborhood Transportation Program	\$261,000	\$0	\$0	\$261,000
Phases In Current Request Total:	\$261,000	\$0	\$0	\$261,000

COST SUMMARY

Phase	Total Cost	PROP L - Current Request	Source of Cost Estimate
Planning/Conceptual Engineering	\$0		
Environmental Studies	\$0		
Right of Way	\$0		
Design Engineering	\$75,000	\$75,000	SFMTA Staff estimate based on similar work
Construction	\$186,000	\$186,000	SFMTA Staff estimate based on similar work
Operations	\$0		
Total:	\$261,000	\$261,000	

% Complete of Design:	0.0%
As of Date:	09/11/2025
Expected Useful Life:	30 Years

San Francisco County Transportation Authority

Prop L/Prop AA/Prop D TNC Allocation Request Form

MAJOR LINE ITEM BUDGET

DESIGN PHASE - SUMMARY BY MAJOR LINE ITEM		
Budget Line Item	Totals	% of phase
1. Total Labor	\$ 63,330	
2. Consultant	\$ 5,000	
3. Other Direct Costs *	\$ -	
4. Contingency	\$ 6,670	10%
TOTAL PHASE	\$ 75,000	

TOTAL LABOR COST BY AGENCY	
SFMTA	\$ 63,330
TOTAL	\$ 63,330

CONSTRUCTION PHASE - SUMMARY BY MAJOR LINE ITEM (BY AGENCY LABOR BY TASK)

Budget Line Item	Totals	SFMTA	Contractor
1. Roadway Markings	\$ 82,818	\$ 82,818	
2. Traffic Signal Retiming	\$ 5,455	\$ 5,455	
3. Traffic Signs	\$ 2,000	\$ 2,000	
4. Traffic Signal Lens Upgrade	\$ 25,455	\$ 25,455	
5. Speed Feedback Sign	\$ 45,455	\$ 45,455	
6. Bike Corrals	\$ 7,250	\$ 7,250	
7. Contingency	\$ 17,568	\$ 17,568	
TOTAL CONSTRUCTION PHASE	\$ 186,000	\$ 186,000	\$ -

San Francisco County Transportation Authority

Allocation Request Form

FY of Allocation Action:	FY2025/26
Project Name:	West Broadway Tunnel Safety [NTP]
Primary Sponsor:	San Francisco Municipal Transportation Agency

SFCTA RECOMMENDATION

Resolution Number:		Resolution Date:	
Total PROP L Requested:	\$261,000	Total PROP L Recommended	\$261,000

SGA Project Number:		Name:	West Broadway Tunnel Safety [NTP]
Sponsor:	San Francisco Municipal Transportation Agency	Expiration Date:	12/31/2026
Phase:	Design Engineering	Fundshare:	100.0%

Cash Flow Distribution Schedule by Fiscal Year

Fund Source	FY2025/26	Total
PROP L EP-225	\$75,000	\$75,000

Deliverables

1. Quarterly progress reports shall include % complete of the funded phase, work performed in the prior quarter, work anticipated to be performed in the upcoming quarter, and any issues that may impact schedule, in addition to all other requirements described in the Standard Grant Agreement.
2. With the first quarterly progress report, Sponsor shall provide 2-3 photos of existing conditions.
3. Upon completion, Sponsor shall provide evidence of completion of 100% design (e.g., copy of certifications page, copy of workorder, internal design completion documentation, or similar).

Special Conditions

1. The recommended allocation is contingent upon amendment of the Neighborhood Transportation Program 5YPP to add the subject project with funds from the Neighborhood Program (NTP) Project Placeholder. See attached 5YPP amendment for details.

Notes

1. Progress reports will be shared with the District 3 Commissioner.

SGA Project Number:		Name:	West Broadway Tunnel Safety [NTP]
Sponsor:	San Francisco Municipal Transportation Agency	Expiration Date:	12/31/2027
Phase:	Construction	Fundshare:	100.0%

Cash Flow Distribution Schedule by Fiscal Year			
Fund Source	FY2026/27	FY2027/28	Total
PROP L EP-201	\$136,000	\$50,000	\$186,000
Deliverables			
1. Quarterly progress reports (QPRs) shall include % complete to date, photos of work being performed, improvements completed at each location to date, upcoming project milestones (e.g. ground-breaking, ribbon-cutting), and delivery updates including work performed in the prior quarter, work anticipated to be performed in the upcoming quarter, and any issues that may impact delivery, in addition to all other requirements described in the Standard Grant Agreement.			
2. Upon completion of the project Sponsor shall provide 2-3 photos of completed work.			
Special Conditions			
1. The recommended allocation is contingent upon amendment of the Neighborhood Transportation Program 5YPP to add the subject project with funds from the Neighborhood Program (NTP) Project Placeholder. See attached 5YPP amendment for details.			
Notes			
1. Progress reports will be shared with the District 3 Commissioner.			
2. Reminder: All construction signage, project fact sheets, websites and other similar materials shall comply with the attribution requirements established in the Standard Grant Agreement.			

Metric	PROP AA	TNC TAX	PROP L
Actual Leveraging - Current Request	No PROP AA	No TNC TAX	0.0%
Actual Leveraging - This Project	No PROP AA	No TNC TAX	0.0%

San Francisco County Transportation Authority

Allocation Request Form

FY of Allocation Action:	FY2025/26
Project Name:	West Broadway Tunnel Safety [NTP]
Primary Sponsor:	San Francisco Municipal Transportation Agency

EXPENDITURE PLAN SUMMARY

Current PROP L Request:	\$261,000
--------------------------------	-----------

1) The requested sales tax and/or vehicle registration fee revenues will be used to supplement and under no circumstance replace existing local revenues used for transportation purposes.

Initials of sponsor staff member verifying the above statement:
JT

CONTACT INFORMATION

	Project Manager	Grants Manager
Name:	Jeffrey Tom	Kathryn Studwell
Title:	Engineer	Grant Administration Manager
Phone:	(415) 646-4315	(415) 517-7015
Email:	jeffrey.tom@sfmta.com	kathryn.studwell@sfmta.com

2023 Prop L 5-Year Project List (FY 2023/24 - FY 2027/28)

Neighborhood Transportation Program (EP 25)

Programming and Allocations to Date

Pending October 2025 Board

Agency	Project Name	Phase	Status	Fiscal Year					Total
				2023/24	2024/25	2025/26	2026/27	2027/28	
SFCTA	Neighborhood Program (NTP) Coordination	PLAN/CER	Appropriated	\$100,000					\$100,000
SFMTA	Neighborhood Program (NTP) Coordination	PLAN/CER	Allocated	\$100,000					\$100,000
SFCTA	Neighborhood Program (NTP) Coordination	PLAN/CER	Appropriated		\$100,000				\$100,000
SFMTA	Neighborhood Program (NTP) Coordination	PLAN/CER	Programmed		\$100,000				\$100,000
SFCTA	Neighborhood Program (NTP) Coordination	PLAN/CER	Appropriated			\$100,000			\$100,000
SFMTA	Neighborhood Program (NTP) Coordination	PLAN/CER	Allocated			\$100,000			\$100,000
SFCTA	Neighborhood Program (NTP) Coordination	PLAN/CER	Programmed				\$100,000		\$100,000
SFMTA	Neighborhood Program (NTP) Coordination	PLAN/CER	Programmed				\$100,000		\$100,000
SFCTA	Neighborhood Program (NTP) Coordination	PLAN/CER	Programmed					\$100,000	\$100,000
SFMTA	Neighborhood Program (NTP) Coordination	PLAN/CER	Programmed					\$100,000	\$100,000
Any	Neighborhood Program (NTP) Project Placeholder	1,2, 3,4, 5,6, 7,8	TBD	Programmed	\$687,355				\$687,355
Any	Neighborhood Program (NTP) Project Placeholder		TBD	Programmed		\$2,000,000			\$2,000,000
Any	Neighborhood Program (NTP) Project Placeholder		TBD	Programmed			\$1,850,000		\$1,850,000
SFCTA	Walter U Lum Place Public Space Study [NTP]	¹	PLAN/CER	Appropriated	\$236,000				\$236,000
SFMTA	Walter U Lum Place Public Space Study [NTP]	¹	PLAN/CER	Allocated	\$114,000				\$114,000
SFCTA	Inner Sunset Multimodal Safety and Access Study [NTP]	¹	PLAN/CER	Appropriated	\$265,000				\$265,000
SFMTA	Inner Sunset Multimodal Safety and Access Study [NTP]	¹	PLAN/CER	Allocated	\$85,000				\$85,000
SFMTA	Great Highway Gateway [NTP]	²	PLAN/CER	Allocated		\$159,145			\$159,145
SFPW	Clement Street Intersection Improvements	²	PS&E	Allocated		\$25,000			\$25,000
SFPW	Clement Street Intersection Improvements	²	CON	Allocated		\$100,000			\$100,000
SFMTA	District 11 Traffic Calming and Sideshow Deterrence [NTP]	³	PLAN/CER	Allocated		\$50,000			\$50,000
SFMTA	District 11 Traffic Calming and Sideshow Deterrence [NTP]	³	PS&E	Allocated		\$100,000			\$100,000
SFMTA	District 11 Traffic Calming and Sideshow Deterrence [NTP]	³	CON	Allocated		\$550,000			\$550,000
SFMTA	Lincoln Way Traffic Signals [NTP]	⁴	PS&E	Allocated		\$500,000			\$500,000
SFMTA	Duboce Triangle Slow Streets Study [NTP]	⁵	PLAN/CER	Allocated		\$250,000			\$250,000
SFMTA	Monterey Boulevard Pedestrian Safety Improvement [NTP]	⁶	PS&E	Allocated		\$60,000			\$60,000

2023 Prop L 5-Year Project List (FY 2023/24 - FY 2027/28)
Neighborhood Transportation Program (EP 25)
Programming and Allocations to Date
Pending October 2025 Board

Agency	Project Name	Phase	Status	Fiscal Year					Total
				2023/24	2024/25	2025/26	2026/27	2027/28	
SFMTA	Monterey Boulevard Pedestrian Safety Improvement [NTP] ⁶	CON	Allocated		\$290,000				\$290,000
SFMTA	District 5 Daylighting [NTP] ⁷	CON	Allocated		\$117,500				\$117,500
SFMTA	West Broadway Tunnel Safety [NTP] ⁸	PS&E	Pending			\$75,000			\$75,000
SFMTA	West Broadway Tunnel Safety [NTP] ⁸	CON	Pending			\$186,000			\$186,000

2023 Prop L 5-Year Project List (FY 2023/24 - FY 2027/28)
 Neighborhood Transportation Program (EP 25)
 Programming and Allocations to Date
 Pending October 2025 Board

Agency	Project Name	Phase	Status	Fiscal Year					Total
				2023/24	2024/25	2025/26	2026/27	2027/28	
Total Programmed in 2023 5YPP				\$1,587,355	\$4,401,645	\$2,311,000	\$200,000	\$200,000	\$8,700,000
Total Allocated and Pending				\$900,000	\$2,301,645	\$461,000	\$0	\$0	\$3,662,645
Total Unallocated				\$687,355	\$2,100,000	\$1,850,000	\$200,000	\$200,000	\$5,037,355
Total Programmed in 2023 Strategic Plan				\$4,050,000	\$2,200,000	\$2,050,000	\$200,000	\$200,000	\$8,700,000
Deobligated Funds				\$0	\$0	\$0	\$0	\$0	\$0
Cumulative Remaining Programming Capacity				\$2,462,645	\$261,000	\$0	\$0	\$0	\$0
Pending Allocation/Appropriation									
Board Approved Allocation/Appropriation									

FOOTNOTES:

- ¹ 5YPP amendment to fund Walter U Lum Place Public Space Study [NTP] and Inner Sunset Multimodal Safety and Access Study [NTP] (Resolution 2024-014, 10/24/2023):
 Neighborhood Program (NTP) Project Placeholder: Reduced from \$3,850,000 to \$3,150,000.
 Walter U Lum Place Public Space Study: Added project with \$350,000 in FY2023/24.
 Inner Sunset Multimodal Safety and Access Study [NTP Planning]: Added project with \$350,000 in FY2023/24.
- ² 5YPP amendment to fund Great Highway Gateway and Clement Street Intersection Improvements (Resolution 2025-011, 9/24/2024):
 Neighborhood Program (NTP) Project Placeholder: Reduced from \$3,150,000 to \$2,865,855.
 Great Highway Gateway: Added project with \$159,145 in FY2024/25.
 Clement Street Intersection Improvements: Added projects with \$25,000 PS&E and \$125,000 CON in FY2024/25.
- ³ 5YPP amendment to fund District 11 Traffic Calming and Sideshow Deterrence [NTP] (Resolution 2025-025, 12/17/2024):
 Neighborhood Program (NTP) Project Placeholder: Reduced from \$2,865,855 to \$2,165,855.
 District 11 Traffic Calming and Sideshow Deterrence [NTP]: Added project with \$700,000 in FY2024/25.
- ⁴ 5YPP amendment to fund Lincoln Way Traffic Signals [NTP] (Resolution 2025-029, 2/25/2025):
 Neighborhood Program (NTP) Project Placeholder: Reduced from \$2,165,855 to \$1,665,855.
 Lincoln Way Traffic Signals [NTP]: Added project with \$500,000 in FY2024/25.
- ⁵ 5YPP amendment to fund Duboce Triangle Slow Streets Study [NTP] (Resolution 2025-029, 2/25/2025):
 Neighborhood Program (NTP) Project Placeholder: Reduced from \$1,665,855 to \$1,415,855.
 Duboce Triangle Slow Streets Study [NTP]: Added project with \$250,000 in FY2024/25.
- ⁶ 5YPP amendment to fund Monterey Boulevard Pedestrian Safety Improvement [NTP] (Resolution 2025-038, 3/25/2025):
 Neighborhood Program (NTP) Project Placeholder: Reduced from \$1,415,855 to \$1,065,855.
 Monterey Boulevard Pedestrian Safety Improvement [NTP]: Added project with \$350,000 in FY2024/25.
- ⁷ 5YPP amendment to fund District 5 Daylighting [NTP] (Resolution 2025-046, 5/25/2025):
 Neighborhood Program (NTP) Project Placeholder: Reduced from \$1,065,855 to \$948,355
 District 5 Daylighting [NTP]: Added project with \$117,500 in FY2024/25.

2023 Prop L 5-Year Project List (FY 2023/24 - FY 2027/28)
Neighborhood Transportation Program (EP 25)
Programming and Allocations to Date
Pending October 2025 Board

Agency	Project Name	Phase	Status	Fiscal Year					Total
				2023/24	2024/25	2025/26	2026/27	2027/28	

⁸ 5YPP amendment to fund West Broway Tunnnel Safety [NTP] (Resolution 2026-019, 10/28/2025):
Neighborhood Program (NTP) Project Placeholder: Reduced from \$948,355 to \$687,355
West Broadway Tunnel Safety [NTP]: Added project with \$75,000 for design and \$186,000 for construction in FY2025/26.

ATTACHMENT 5

San Francisco County Transportation Authority
Allocation Request Form

FY of Allocation Action:	FY2025/26
Project Name:	Japantown Buchanan Mall Improvements
Primary Sponsor:	Department of Public Works

EXPENDITURE PLAN INFORMATION

PROP AA Expenditure Plans	Prop AA Pedestrian Projects
Current PROP AA Request:	\$1,100,000
Supervisory District	District 05

REQUEST

Brief Project Description

In the cultural heart of Japantown, this project will implement improvements to the Japantown Buchanan Mall, a culturally significant public plaza on Buchanan St, between Post St and Sutter St. Improvements include repaving the uneven walkways, three new curb ramps, new trees, landscaping with culturally relevant plants, enhancing the existing historic public art, and installing new energy efficient pedestrian lighting.

Detailed Scope, Project Benefits and Community Outreach

The Japantown Buchanan Mall is a publicly-owned plaza located at the geographic and cultural heart of Japantown, lined with shops, and maintained by the Nihonmachi Parking Corporation. Despite its importance, the community perceives the space to be difficult to walk on, and that it could be further activated – this project seeks to revitalize the space through pedestrian safety as well as artistic and landscaping improvements including those listed below. See the attached renderings.

- Repaving the mall, rehabilitating the Post St intersection and crosswalk, constructing three new ADA compliant curb ramps
- Constructing new planters and seating, planting more trees, landscaping, and irrigation system
- New pedestrian lighting and catenary lighting
- Repairing the Ruth Asawa Origami Fountains, rehabilitating the Ruth Asawa benches, upgrading the "cobblestone river" to be ADA compliant
- Sewer main and water main replacement/repairs
- Encouraging businesses to provide outdoor seating and displays along the storefronts
- Utilizing new energy- and water-efficient technologies to light the plaza and maintain the fountains

Prop AA funds would supplement the California Natural Resources Agency Grant funding programmed for this project. Coordination will take place with the adjacent Japantown Peace Plaza project with work just south of the proposed project limits.

This project has worked with the community every step of the way and comes at the recommendation of the Japantown Cultural Heritage & Economic Sustainability Strategy (JCHESS) report. The project held three community open house events and have been meeting with stakeholders from prominent community groups, including the Japantown Taskforce, Japantown Community Benefit District, Nihonmachi Parking Corp., and the Ruth Asawa Lanier, Inc. from project initiation. This stakeholder group has been actively involved in the support, planning, and community outreach of the project.

In 2022, the Transportation Authority programmed \$100,000 for the design phase and \$400,000 for the construction phase of the project. The Transportation Authority allocated design funds In 2024. Since the original budget was developed, however, the construction estimate has increased by \$2.6 million due to several key changes, including the following:

- Post St intersection/crosswalk ADA rework (high crown, new concrete)
- Increased pavement thickness based on updated structural analysis
- Expanded lighting scope (more poles, catenary lighting)
- Utility coordination (PUC sewer/water replacements)
- Historic preservation requirements (fountain, cobblestone, planter layout)
- Community-requested amenities (additional seating, cobblestone reuse)

SFPW has secured \$1.36 million of the additional funds from SFPUC. This request includes Prop AA funds previously programmed to the project's construction phase, and an additional \$700,000 in Prop AA funds to help cover the cost increase and fully fund the project. The remainder of the funding gap will be funded with SFPW funds.

Project Location

Buchanan St, between Post St and Sutter St

Is this project in an Equity Priority Community?	Yes
Does this project benefit disadvantaged populations?	Yes

Project Phase(s)

Construction (CON)

5YPP/STRATEGIC PLAN INFORMATION

Type of Project in the Prop L 5YPP/Prop AA Strategic Plan?	Named Project
Is requested amount greater than the amount programmed in the relevant 5YPP or Strategic Plan?	Greater than Programmed Amount
PROP AA Amount	\$400,000.00

Justification for Necessary Amendment

This request includes an amendment to reprogram \$700,000 from the Oakdale Lighting Improvements Phase 1, which was completed under budget, to the subject project. The Japantown Buchanan Mall project is at 99% design completion, and SFPW is prepared to advertise the construction contract as soon Prop AA funds are secured. In Spring 2026, Transportation Authority staff plan to advance a request for the design phase of Oakdale Lighting Improvements Phases 2 and 3, estimated to cost \$615,000, with Prop L funds from the Equity Priority Community Program.

San Francisco County Transportation Authority

Allocation Request Form

FY of Allocation Action:	FY2025/26
Project Name:	Japantown Buchanan Mall Improvements
Primary Sponsor:	Department of Public Works

ENVIRONMENTAL CLEARANCE

Environmental Type:	Categorically Exempt
----------------------------	----------------------

PROJECT DELIVERY MILESTONES

Phase	Start		End	
	Quarter	Calendar Year	Quarter	Calendar Year
Planning/Conceptual Engineering (PLAN)	Apr-May-Jun	2023	Jan-Feb-Mar	2024
Environmental Studies (PA&ED)	Jul-Aug-Sep	2024	Apr-May-Jun	2025
Right of Way				
Design Engineering (PS&E)	Jan-Feb-Mar	2024	Jul-Aug-Sep	2025
Advertise Construction	Oct-Nov-Dec	2025		
Start Construction (e.g. Award Contract)	Apr-May-Jun	2026		
Operations (OP)				
Open for Use			Apr-May-Jun	2027
Project Completion (means last eligible expenditure)			Apr-May-Jun	2028

SCHEDULE DETAILS

Public Works has ongoing coordination with the Japantown Peace Plaza team including regular meetings between project managers. The Peace Plaza project has recently announced a delay in their construction completion to Summer 2026 but it is currently anticipated to have no or minimal overlap, barring further delays.

San Francisco County Transportation Authority

Allocation Request Form

FY of Allocation Action:	FY2025/26
Project Name:	Japantown Buchanan Mall Improvements
Primary Sponsor:	Department of Public Works

FUNDING PLAN - FOR CURRENT REQUEST

Fund Source	Planned	Programmed	Allocated	Project Total
EP-702: Prop AA Pedestrian Projects	\$700,000	\$400,000	\$0	\$1,100,000
California Natural Resources Agency grant (CNRA)	\$0	\$0	\$4,200,000	\$4,200,000
Certificates of Participation (COP)	\$0	\$0	\$1,000,000	\$1,000,000
SFPUC - CDD (Community Designated Development Funds)	\$830,000	\$0	\$0	\$830,000
SFPUC - WWE (Water and Wastewater Enterprise Funds)	\$530,000	\$0	\$0	\$530,000
SFPW Addback	\$0	\$150,000	\$0	\$150,000
SFPW General Fund	\$0	\$100,000	\$0	\$100,000
SFPW RMRA Fund (Road Maintenance and Rehabilitation Account)	\$0	\$100,000	\$0	\$100,000
Phases In Current Request Total:	\$2,060,000	\$750,000	\$5,200,000	\$8,010,000

FUNDING PLAN - ENTIRE PROJECT (ALL PHASES)

Fund Source	Planned	Programmed	Allocated	Project Total
PROP AA	\$700,000	\$400,000	\$100,000	\$1,200,000
California Natural Resources Agency grant (CNRA)	\$0	\$0	\$5,000,000	\$5,000,000
Certificates of Participation (COP)	\$0	\$0	\$2,000,000	\$2,000,000
SFPUC - CDD (Community Designated Development Funds)	\$830,000	\$0	\$0	\$830,000
SFPUC - WWE (Water and Wastewater Enterprise Funds)	\$530,000	\$0	\$0	\$530,000
SFPW Addback	\$0	\$150,000	\$0	\$150,000
SFPW General Fund	\$0	\$100,000	\$0	\$100,000
SFPW RMRA Fund (Road Maintenance and Rehabilitation Account)	\$0	\$100,000	\$0	\$100,000

Funding Plan for Entire Project Total:	\$2,060,000	\$750,000	\$7,100,000	\$9,910,000
--	-------------	-----------	-------------	-------------

COST SUMMARY

Phase	Total Cost	PROP AA - Current Request	Source of Cost Estimate
Planning/Conceptual Engineering	\$578,000		Actual expense
Environmental Studies	\$7,000		Actual expense
Right of Way	\$0		
Design Engineering	\$1,315,000		Actual expense + estimate to finalize
Construction	\$8,010,000	\$1,100,000	Engineer's estimate at 99% design
Operations	\$0		
Total:	\$9,910,000	\$1,100,000	

% Complete of Design:	99.0%
As of Date:	08/18/2025
Expected Useful Life:	20 Years

San Francisco County Transportation Authority

Prop L/Prop AA/Prop D TNC Allocation Request Form

MAJOR LINE ITEM BUDGET

SUMMARY BY MAJOR LINE ITEM (BY AGENCY LABOR BY TASK)						
Budget Line Item	Totals	% of contract	SFPW	SFMTA	SFAC	Contractor
1. Contract						
Task 1: General	\$ 450,000					\$ 450,000
Task 2: Roadway	\$ 200,000					\$ 200,000
Task 4: Landscape/Furnishing	\$ 3,100,000					\$ 3,100,000
Task 5: Sewer	\$ 360,000					\$ 360,000
Task 6: Water	\$ 320,000					\$ 320,000
Task 7: Electrical	\$ 500,000					\$ 500,000
Task 8: Structural	\$ 250,000					\$ 250,000
Task 9: Fountain System	\$ 270,000					\$ 270,000
<i>Subtotal</i>	<i>\$ 5,450,000</i>					<i>\$ 5,450,000</i>
2. SFAC Sculpture De/Re-Install	\$ 50,000				\$ 50,000	
3. Construction Management/Support	\$ 1,635,000	30%	\$ 1,560,600	\$ 74,400		
4. Other Direct Costs *	\$ 55,400		\$ 18,000	\$ 37,400		
5. Contingency	\$ 819,600.00	15%				\$ 819,600.00
TOTAL CONSTRUCTION PHASE	\$ 8,010,000		\$ 1,578,600	\$ 111,800	\$ 50,000	\$ 6,269,600

* Striping, signage, survey monuments

San Francisco County Transportation Authority

Allocation Request Form

FY of Allocation Action:	FY2025/26
Project Name:	Japantown Buchanan Mall Improvements
Primary Sponsor:	Department of Public Works

SFCTA RECOMMENDATION

Resolution Number:		Resolution Date:	
Total PROP AA Requested:	\$1,100,000	Total PROP AA Recommended	\$1,100,000

SGA Project Number:		Name:	Japantown Buchanan Mall Improvements
Sponsor:	Department of Public Works	Expiration Date:	06/30/2028
Phase:	Construction	Fundshare:	13.73%

Cash Flow Distribution Schedule by Fiscal Year			
Fund Source	FY2025/26	FY2026/27	Total
PROP AA EP-702	\$275,000	\$825,000	\$1,100,000

Deliverables
1. Quarterly progress reports (QPRs) shall include % complete to date, photos of work being performed, upcoming project milestones (e.g. ground-breaking, ribbon-cutting), and delivery updates including work performed in the prior quarter, work anticipated to be performed in the upcoming quarter, and any issues that may impact delivery, in addition to all other requirements described in the Standard Grant Agreement.
2. With the first QPR (January 2026), Sponsor shall provide 2-3 photos of typical before conditions; with the first quarterly report following initiation of work, Sponsor shall provide a photo documenting compliance with the Prop AA attribution requirements as described in the SGA; and upon completion of the project, Sponsor shall provide 2-3 photos of completed work.
Special Conditions
1. Recommendation is conditioned upon concurrent amendment of the Prop AA 5-Year Project List to increase the amount programmed for the construction phase of the Japantown Buchanan Mall Improvements project from \$400,000 to \$1,100,000 with funds reprogrammed from the completed Oakdale Lighting Improvements Project Phase 1. See attached Prop AA 5-Year Project List for details.

Metric	PROP AA	TNC TAX	PROP L
Actual Leveraging - Current Request	86.27%	No TNC TAX	No PROP L
Actual Leveraging - This Project	87.89%	No TNC TAX	No PROP L

San Francisco County Transportation Authority

Allocation Request Form

FY of Allocation Action:	FY2025/26
Project Name:	Japantown Buchanan Mall Improvements
Primary Sponsor:	Department of Public Works

EXPENDITURE PLAN SUMMARY

Current PROP AA Request:	\$1,100,000
---------------------------------	-------------

1) The requested sales tax and/or vehicle registration fee revenues will be used to supplement and under no circumstance replace existing local revenues used for transportation purposes.

Initials of sponsor staff member verifying the above statement:
JLY

CONTACT INFORMATION

	Project Manager	Grants Manager
Name:	Trent Tieger	Victoria Chan
Title:	Project Manager	Budget Manager
Phone:	(415) 558-4045	(415) 205-6316
Email:	trent.tieger@sfdpw.org	victoria.w.chan@sfdpw.org


UPDATED PLAN



8 pedestrian scale pole lighting (16ft)



9 garden gate lighting & entry sign



10 catenary lighting (see options)



11 36"x18" pole banners



12 reinstall (5) lamp posts



13 cherry tree plaques



1 precast seat walls



2 restored fountains w/ drainage basin, plumbing, and signage




3 ADA compliant granite cobble river



4 exposed aggregate concrete



5 refurbished Ruth Asawa benches


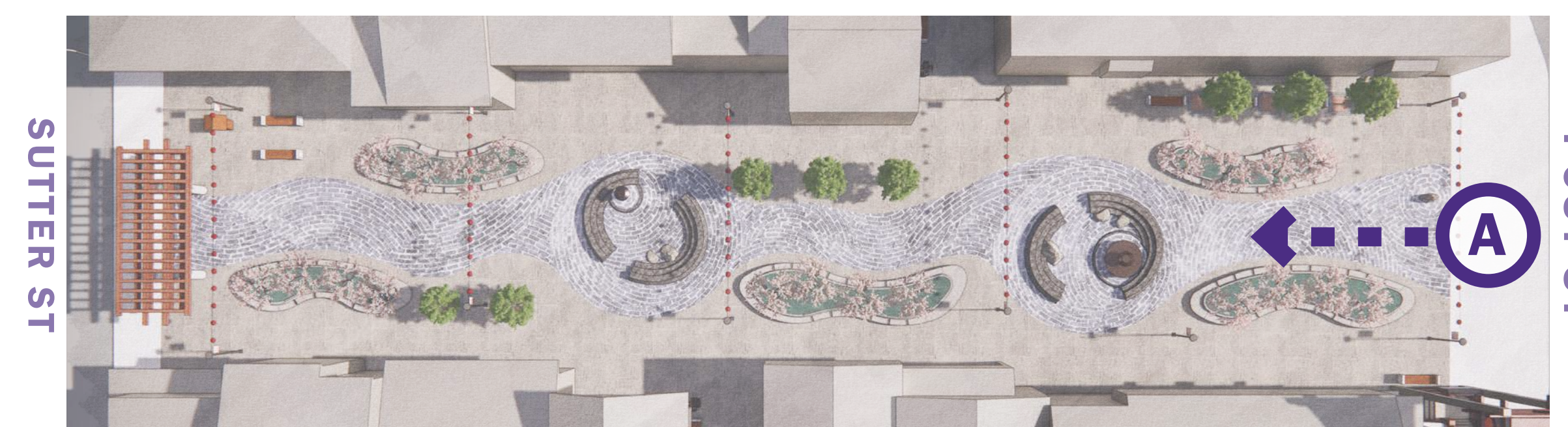


6 ginkgo trees



7 cherry trees

POST ST ENTRY



HOW TO GET INVOLVED
SIGN UP FOR OUR MAILING LIST!
www.osakaway.org



San Francisco
Planning

PUBLIC
WORKS

SAN FRANCISCO
Office of Economic and Workforce Development

UNIVERSITY
DISTRICT

sfac
San Francisco
arts commission



UCBD

Japantown Community
Benefit District

Nihonmachi
Parking Corporation

Community Briefing
JANUARY 21, 2025

JAPANTOWN
OSAKA WAY (BUCHANAN MALL)
UPGRADES PROJECT

ジャパントウン
大阪道 (ブキャナン・モール)
アップグレードプロジェクト

2022 Prop AA 5-Year Project List (FY 2022/23 - FY 2026/27)
Programming and Allocations to Date
 Pending October 2025 Board

Agency	Project Name	Phase	Status	Fiscal Year					Total
				2022/23	2023/24	2024/25	2025/26	2026/27	
Street Repair and Reconstruction			Total Funds Available in Category	\$2,686,679	\$2,409,525	\$2,409,525	\$2,409,525	\$2,409,525	\$12,324,780
SFPW	Hunters Point, Central Waterfront and Potrero Hill Area Streets Pavement Renovation	CON	Allocated	\$2,882,492					\$2,882,492
SFPW	8th St, Clay St and Levenworth St Pavement Renovation	CON	Allocated		\$2,360,572				\$2,360,572
SFPW	Brotherhood Way, Holloway Ave and Lake Merced Blvd Pavement Renovation ³	CON	Programmed			\$0			\$0
SFPW	Front St, Sansome St, 1st St and Montgomery St Pavement Renovation	CON	Programmed				\$1,860,572		\$1,860,572
SFPW	Fillmore St Pavement Renovation	CON	Programmed					\$2,360,572	\$2,360,572
SFPW	Various Locations Pavement Renovation No. 90 ³	CON	Allocated				\$2,360,572		\$2,360,572
Total Programmed in 2022 5YPP				\$2,882,492	\$2,360,572	\$0	\$4,221,144	\$2,360,572	\$11,824,780
Total Allocated and Pending				\$2,882,492	\$2,360,572	\$0	\$2,360,572	\$0	\$7,603,636
Total Unallocated				\$0	\$0	\$0	\$1,860,572	\$2,360,572	\$4,221,144
Deobligated Funds				\$0	\$0	\$0	\$0	\$0	\$0
Cumulative Remaining Programming Capacity				(\$195,813)	(\$146,860)	\$2,262,666	\$451,047	\$500,000	\$500,000

Pedestrian Safety				Total Funds Available in Category					
				\$1,182,359	\$1,060,389	\$1,060,389	\$1,060,389	\$1,060,389	\$5,423,915
SFPW	Japantown Buchanan Mall Improvements	PS&E	Allocated	\$100,000					\$100,000
SFPW	Japantown Buchanan Mall Improvements ⁴	CON	Pending			\$1,100,000			\$1,100,000
SFPW	Oakdale Lighting Improvements Project Phase 1	PS&E	Allocated	\$324,000					\$324,000
SFPW	Oakdale Lighting Improvements Project Phase 1	CON	Allocated		\$1,200,000				\$1,200,000
SFPW	Oakdale Lighting Improvements Project Phase 1 ⁴	CON	Programmed		\$0				\$0
SFPW	Innes Avenue Sidewalk Improvements	PS&E	Allocated	\$179,000					\$179,000
SFPW	Innes Avenue Sidewalk Improvements	CON	Allocated		\$672,000				\$672,000
SFMTA	Central Embarcadero Safety Project	CON	Programmed		\$1,000,000				\$1,000,000
SFMTA	Howard Streetscape Pedestrian Safety Project	CON	Programmed		\$1,000,000				\$1,000,000
SFMTA	Bayview Community Multimodal Corridor Project	CON	Programmed					\$598,915	\$598,915
Total Programmed in 2022 5YPP				\$603,000	\$3,872,000	\$1,100,000	\$0	\$598,915	\$6,173,915
Total Allocated and Pending				\$603,000	\$1,872,000	\$1,100,000	\$0	\$0	\$3,575,000
Total Unallocated				\$0	\$2,000,000	\$0	\$0	\$598,915	\$2,598,915
Deobligated Funds				\$106,070	\$38,948	\$90,720	\$250,000	\$0	\$485,738
Cumulative Remaining Programming Capacity				\$685,429	(\$2,087,234)	(\$2,036,125)	(\$725,737)	(\$264,263)	(\$264,263)

Transit Reliability and Mobility Improvements				Total Funds Available in Category					
				\$1,251,540	\$1,122,433	\$1,122,433	\$1,122,433	\$1,122,433	\$5,741,270

2022 Prop AA 5-Year Project List (FY 2022/23 - FY 2026/27)
Programming and Allocations to Date
 Pending October 2025 Board

Agency	Project Name	Phase	Status	Fiscal Year					Total
				2022/23	2023/24	2024/25	2025/26	2026/27	
SFMTA	M Ocean View Transit Reliability and Mobility Improvements	PS&E	Allocated	\$1,000,000					\$1,000,000
SFMTA	29 Sunset Transit Reliability and Mobility Improvements ¹	PS&E	Programmed	\$0					\$0
SFMTA	29 Sunset Improvement Project (Phase 1) ¹	PS&E	Allocated	\$1,000,000					\$1,000,000
BART	Elevator Modernization Project, Phase 1.3, Powell Street and Civic Center/UN Plaza Stations	CON	Programmed				\$3,441,270		\$3,441,270
TJPA	Salesforce Transit Center Wayfinding Phase 1	CON	Allocated	\$300,000					\$300,000
SFCTA	Yerba Buena Island Multi-Use Path - Transit Lane Project ²	PS&E	Appropriated			\$750,000			\$750,000
Total Programmed in 2022 5YPP				\$2,300,000	\$0	\$750,000	\$3,441,270	\$0	\$6,491,270
Total Allocated and Pending				\$2,300,000	\$0	\$750,000	\$0	\$0	\$3,050,000
Total Unallocated				\$0	\$0	\$0	\$3,441,270	\$0	\$3,441,270
Deobligated Funds				\$0	\$0	\$591,123	\$0	\$0	\$591,123
Cumulative Remaining Programming Capacity				(\$1,048,460)	\$73,972	\$1,037,528	(\$1,281,310)	(\$158,877)	(\$158,877)

Total Available Funds	\$5,120,578	\$4,592,347	\$4,592,347	\$4,592,347	\$4,592,347	\$23,489,965
Total Programmed	\$5,785,492	\$6,232,572	\$1,850,000	\$7,662,414	\$2,959,487	\$24,489,965
Cumulative Remaining Capacity	(\$558,844)	(\$2,160,121)	\$1,264,068	(\$1,555,999)	\$76,861	\$76,861

FOOTNOTES:

Allocated Pending Allocation

¹ To accommodate funding of 29 Sunset Improvement Project (Phase 1) (Resolution 2023-021 - 12/13/22)

29 Sunset Transit Reliability and Mobility Improvements: Reduced from \$1,000,000 to \$0

29 Sunset Improvement Project (Phase 1): Added project with \$1,000,000 for design in FY2022/23

² Yerba Buena Island Multi-Use Path - Transit Lane Project: project added with \$750,000 in FY2024/25 for design drawing programming from programwide de-obligated funds (Resolution 2025-021 - 11/19/24)

Programwide Cumulative Remaining Capacity at end of 5-year period reduced from \$824,825 to \$74,825

³ To accommodate funding of Various Locations Pavement Renovation No. 90 (Resolution 2026-004 - 7/22/25)

Brotherhood Way, Holloway Ave and Lake Merced Blvd Pavement Renovation: Reduced from \$2,360,572 to \$0

Various Locations Pavement Renovation No. 90: Added project with \$2,360,572 for construction in FY2025/26

⁴ To accommodate cost increase for construction of Japantown Buchanan Mall Improvements (Resolution 2026-XX - 10/X/25)

Oakdale Lighting Improvements Project Phase 1: Reduced from \$450,000 to \$0 (project completed with cost savings)

Programwide Cumulative Remaining Capacity: Reduced from \$326,861 to \$76,861

Japantown Buchanan Mall Improvements: Increased from \$400,000 to \$1,100,000 for construction in FY2025/26