

Regional Transportation Revenue Measure Update



San Francisco
County Transportation
Authority

Community Advisory Committee — Agenda Item 10
September 3, 2025

Senate Bill 63 Updates

- Senators Scott Wiener and Jesse Arreguín released proposed expenditure plan on July 23 and accountability and efficiency review framework on August 5
- SamTrans and VTA Boards voted to opt into regional measure on August 6 and 7, respectively



Senate Bill 63 Overview

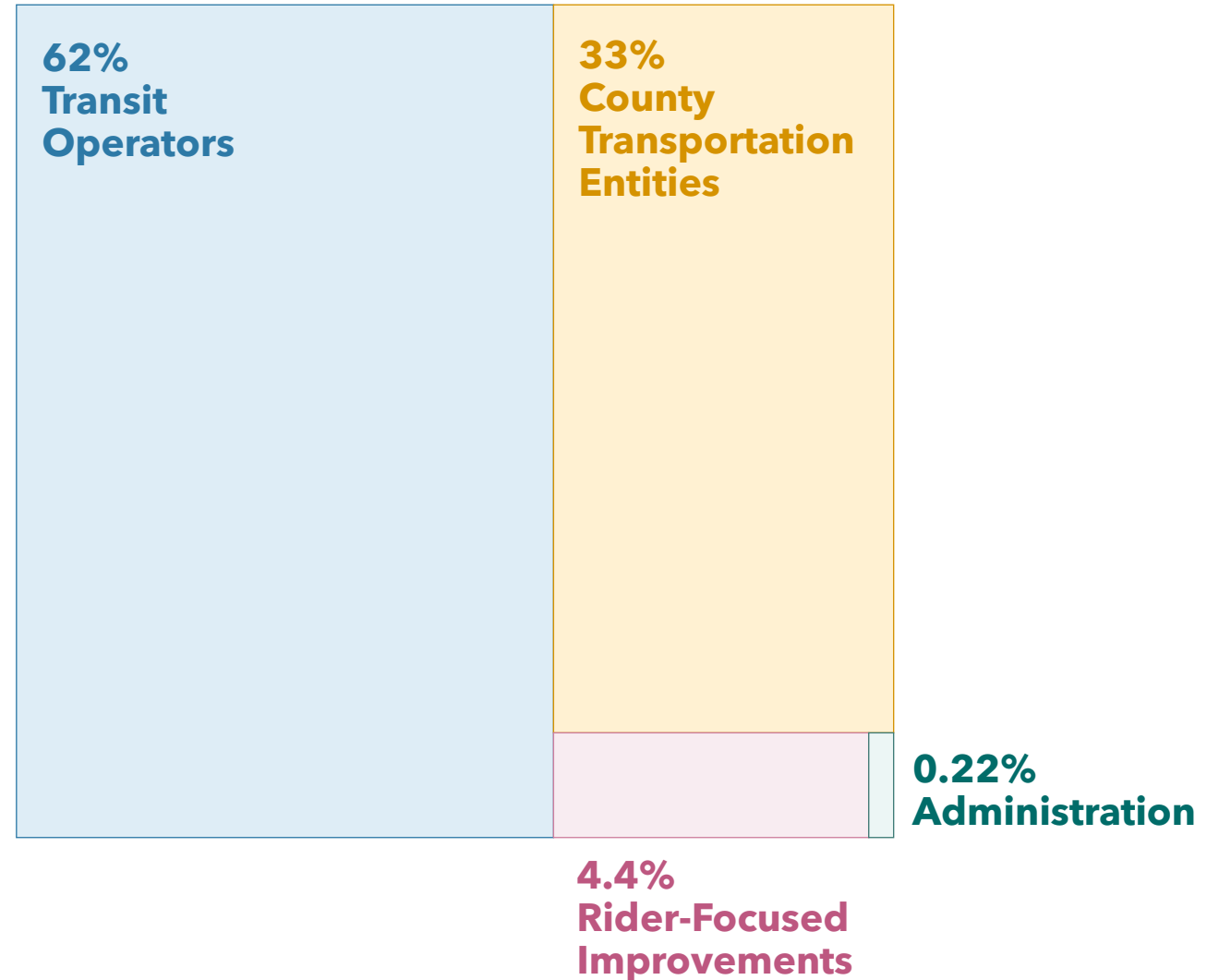
- Establishes a Transportation Revenue Measure District with up to five counties
- Authorizes a ½ cent sales tax across the District with flexibility for San Francisco to participate at 1 cent
- November 2026 ballot, 10-15 year duration
- Metropolitan Transportation Commission (MTC) would act as governing body of the District

	BASE SALES TAX RATE (CURRENT)	BASE SALES TAX RATE (POTENTIAL)
Alameda	10.250%	10.750%
Contra Costa	8.750%	9.250%
San Francisco	8.625%	9.625%
San Mateo	9.375%	9.875%
Santa Clara	9.125%	9.625%

Current rates per CDTFA City and County sales and use tax rates webpage effective July 1, 2025

Proposed Expenditure Plan Overview (proposed 7/23/25)

- Most funding is dedicated to addressing operations needs, with remainder going to county transportation entities for public transportation purposes
- Generates roughly \$1 billion annually
- 14-year duration



Proposed Expenditure Plan

(proposed 7/23/25)

EXPENDITURE PLAN CATEGORY	% MEASURE	\$M IN FY 31
Administration	0.22%	\$2
Rider-Focused Improvements	4.4%	\$46
Transit Operators	62%	\$655
AC Transit	5%	\$51
BART	31%	\$330
Caltrain	7%	\$75
SFMTA	16%	\$170
East Bay Operators	2%	\$21
Golden Gate Transit	0.1%	\$1
SF Bay Ferry	0.7%	\$7
County Transportation Entities	33%	\$350
Alameda County Transportation Authority	1.0%	\$10
Contra Costa County Transportation Authority	2.5%	\$27
San Francisco County Transportation Authority	0%	\$0
San Mateo County Transit District	4.7%	\$50
Santa Clara Valley Transportation Authority	25.1%	\$264
Total	100%	\$1,054

**Supports MTC in
administration of
measure**

**Excess funds may be
used towards rider-
focused improvements**

EXPENDITURE PLAN CATEGORY

% MEASURE

\$M IN FY 31

Administration

0.22%

\$2

Rider-Focused Improvements

4.4%

\$46

Transit Operators

62%

\$655

AC Transit

5%

\$51

BART

31%

\$330

Caltrain

7%

\$75

SFMTA

16%

\$170

East Bay Operators

2%

\$21

Golden Gate Transit

0.1%

\$1

SF Bay Ferry

0.7%

\$7

County Transportation Entities

33%

\$350

Alameda County Transportation Authority

1.0%

\$10

Contra Costa County Transportation Authority

2.5%

\$27

San Francisco County Transportation Authority

0%

\$0

San Mateo County Transit District

4.7%

\$50

Santa Clara Valley Transportation Authority

25.1%

\$264

Total

100%

\$1,054

Supports MTC in funding and delivering fare programs, paratransit services, transit priority and mapping and wayfinding in line with the Transit Transformation Action Plan

EXPENDITURE PLAN CATEGORY	% MEASURE	\$M IN FY 31
Administration	0.22%	\$2
Rider-Focused Improvements	4.4%	\$46
Transit Operators	62%	\$655
AC Transit	5%	\$51
BART	31%	\$330
Caltrain	7%	\$75
SFMTA	16%	\$170
East Bay Operators	2%	\$21
Golden Gate Transit	0.1%	\$1
SF Bay Ferry	0.7%	\$7
County Transportation Entities	33%	\$350
Alameda County Transportation Authority	1.0%	\$10
Contra Costa County Transportation Authority	2.5%	\$27
San Francisco County Transportation Authority	0%	\$0
San Mateo County Transit District	4.7%	\$50
Santa Clara Valley Transportation Authority	25.1%	\$264
Total	100%	\$1,054

**For exclusive use
towards transit
operations**

**East Bay Operators
includes County
Connection, Tri Delta
Transit, LAVTA,
Union City Transit,
and WestCAT**

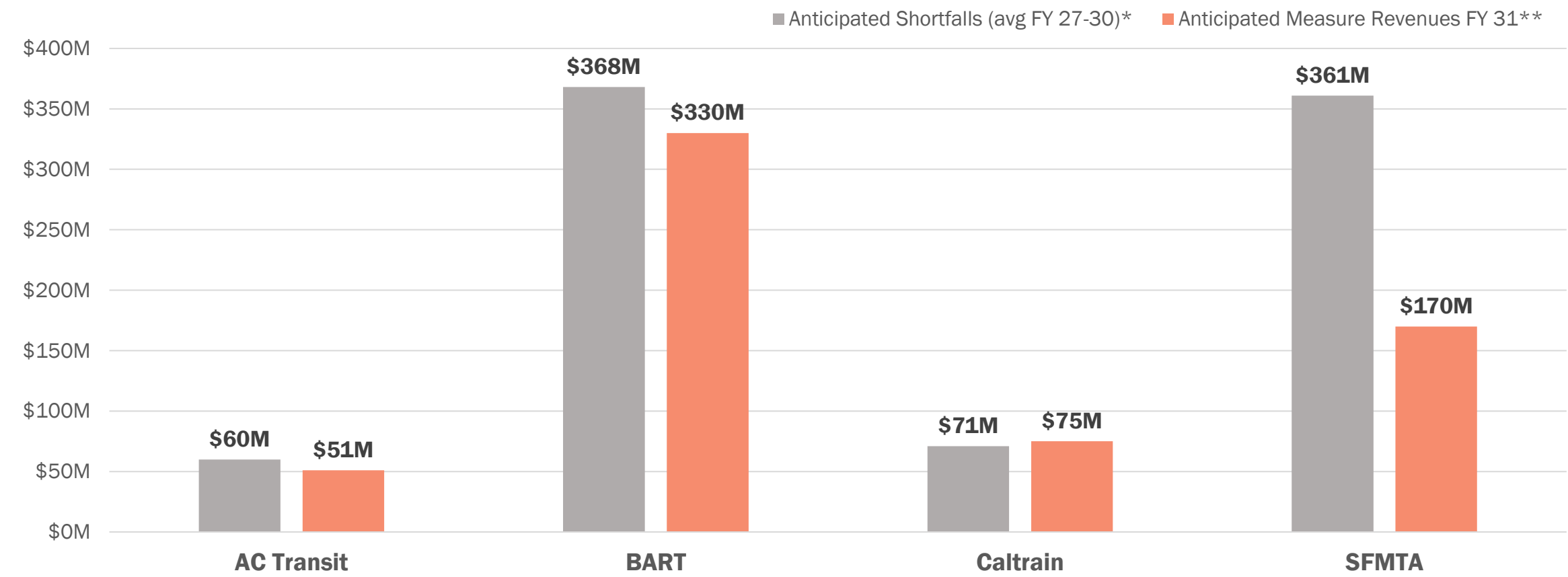
EXPENDITURE PLAN CATEGORY	% MEASURE	\$M IN FY 31
Administration	0.22%	\$2
Rider-Focused Improvements	4.4%	\$46
Transit Operators	62%	\$655
AC Transit	5%	\$51
BART	31%	\$330
Caltrain	7%	\$75
SFMTA	16%	\$170
East Bay Operators	2%	\$21
Golden Gate Transit	0.1%	\$1
SF Bay Ferry	0.7%	\$7
County Transportation Entities	33%	\$350
Alameda County Transportation Authority	1.0%	\$10
Contra Costa County Transportation Authority	2.5%	\$27
San Francisco County Transportation Authority	0%	\$0
San Mateo County Transit District	4.7%	\$50
Santa Clara Valley Transportation Authority	25.1%	\$264
Total	100%	\$1,054

**Must be used for
public transportation
purposes**

EXPENDITURE PLAN CATEGORY	% MEASURE	\$M IN FY 31
Administration	0.22%	\$2
Rider-Focused Improvements	4.4%	\$46
Transit Operators	62%	\$655
AC Transit	5%	\$51
BART	31%	\$330
Caltrain	7%	\$75
SFMTA	16%	\$170
East Bay Operators	2%	\$21
Golden Gate Transit	0.1%	\$1
SF Bay Ferry	0.7%	\$7
County Transportation Entities	33%	\$350
Alameda County Transportation Authority	1.0%	\$10
Contra Costa County Transportation Authority	2.5%	\$27
San Francisco County Transportation Authority	0%	\$0
San Mateo County Transit District	4.7%	\$50
Santa Clara Valley Transportation Authority	25.1%	\$264
Total	100%	\$1,054

Operator Shortfalls vs. Measure Revenues

For illustrative purposes only

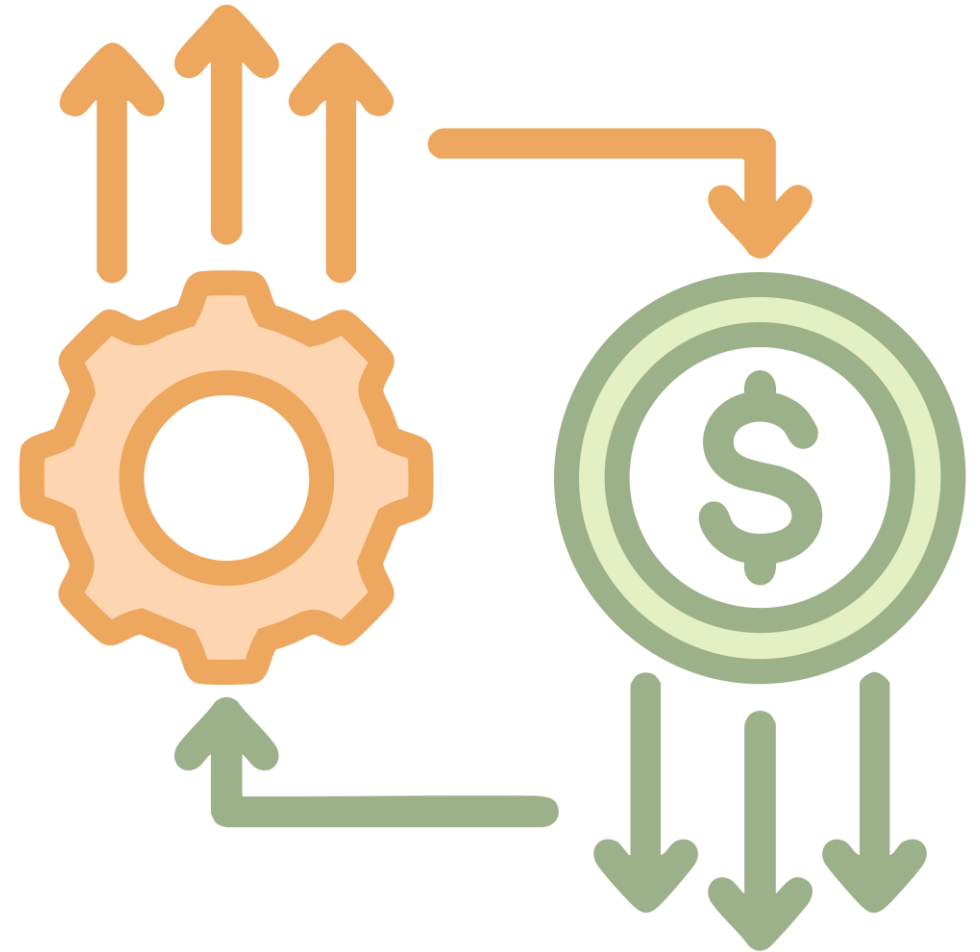


*MTC MGO Third-party Independent Review May 28, 2025, Presentation

**July 23, 2025, letter from authors of SB 63

Financial Efficiency Review Proposal

- AC Transit, BART, Caltrain and Muni are subject to a financial efficiency review to be conducted by MTC
- Oversight Committee consisting of MTC Chair designee, operator Board Chairs designees, and four state-appointed transit experts
- Identify cost-saving efficiencies for implementation by operators



Accountability Framework Proposal

- Establish Accountability Committee at MTC with two Commissioners from each participating county
- Committee will assess and make recommendations on petitions brought forth by counties
- May withhold up to 5% of revenue measure funds from operators if found to be non-responsive or provide insufficient responses to issues raised in petitions



Next Steps

Sep 12

Last day for Legislature to pass bills

Oct 12

Last day for Governor to sign/veto bills, SB 63 is effective

Nov 3, 2026

General Election

Apr 1, 2027

Collection of sales tax to begin (anticipated)

Jun/Jul 2027

First disbursement of sales tax revenues to District (anticipated)

Thank you.

Martin Reyes

martin.reyes@sfcta.org

415-522-4824 office



San Francisco
County Transportation
Authority



sfcta.org/stay-connected