



Memorandum

AGENDA ITEM 4

DATE: August 21, 2025
TO: Transportation Authority Board
FROM: Cynthia Fong – Deputy Director for Finance and Administration
SUBJECT: 09/30/2025 Board Meeting: Investment Report and Debt Expenditure Report for the Quarter Ended June 30, 2025

<p>RECOMMENDATION <input checked="" type="checkbox"/> Information <input type="checkbox"/> Action</p> <p>None. This is an information item.</p> <p>SUMMARY</p> <p>The Transportation Authority’s Investment Policy directs that a review of portfolio compliance be presented quarterly. As year-end closing is still wrapping up, the investment report for the quarter ended June 30, 2025, is presented independently. Following the annual audit, the Annual Comprehensive Financial Report will be presented to the Board along with the results of the fiscal audit, single audit, and management review.</p>	<p><input type="checkbox"/> Fund Allocation</p> <p><input type="checkbox"/> Fund Programming</p> <p><input type="checkbox"/> Policy/Legislation</p> <p><input type="checkbox"/> Plan/Study</p> <p><input type="checkbox"/> Capital Project Oversight/Delivery</p> <p><input checked="" type="checkbox"/> Budget/Finance</p> <p><input type="checkbox"/> Contract/Agreement</p> <p><input type="checkbox"/> Other: _____</p>
---	---

BACKGROUND

Our Investment Policy directs a submittal of portfolio compliance with the Investment Policy at the end of the quarter. Usually, this is presented in conjunction with, and in the context of, a quarterly Internal Accounting Report. However, since fiscal year-end project accruals are still being submitted, the Internal Accounting Report is not available at this time.

DISCUSSION

Investment Report. Our investment policies and practices are subject to, and limited by, applicable provisions of state law and prudent money management principles. All investable funds are invested in accordance with our Investment Policy and applicable provisions of California Government Code Section 53600 et seq. Any



investment of bond proceeds will be further restricted by the provisions of relevant bond documents.

We observe the "Prudent Investor" standard, as stated in California Government Code Section 53600.3, applied in the context of managing an overall portfolio. Investments are to be made with care, skill, prudence, and diligence, taking into account the prevailing circumstances, including, but not limited to, general economic conditions, our anticipated needs, and other relevant factors that a prudent person of a like character and purpose, acting in a fiduciary capacity and familiar with those matters, would use in the stewardship of funds.

The primary objectives for the investment activities, in order of priority, are:

- 1) **Safety.** Safety of the principal is the foremost objective of the investment program. Investments will be undertaken in a manner that seeks to ensure preservation of the principal of the funds under its control.
- 2) **Liquidity.** The investment portfolio will remain sufficiently liquid to enable us to meet its reasonably anticipated cash flow requirements.
- 3) **Return on Investment.** The investment portfolio will be managed with the objective of attaining a market rate of return throughout budgetary and economic cycles, commensurate with the investment risk parameters and the cash flow characteristics of the portfolio.

Permitted investment instruments are specifically listed in our Investment Policy and include the San Francisco City and County Treasury Pool (Treasury Pool), certificates of deposit, and money market funds.

Investment Compliance. As of June 30, the Transportation Authority's bank accounts total \$64.6 million and approximately 61.8 percent of this amount was invested in the Treasury Pool. The remaining funds are held in bank accounts for daily operations. These investments are in compliance with the California Government Code and our Board-adopted Investment Policy and provide sufficient liquidity to meet expenditure requirements for the next six months with future drawdowns from the Revolving Credit (loan) Agreement. Attachment 1 is the investment report furnished by the Office of the Treasurer and Tax Collector for the period ended on June 30, 2025.

Debt Expenditure Compliance. In October 2021, the Transportation Authority entered into a 3-year Revolving Credit (loan) Agreement with U.S. Bank for a total



amount of \$125 million. As of June 30, 2025, the Transportation Authority has a \$65.0 million outstanding balance in the loan.

As of June 30, 2025, total outstanding bond principal and premium balance is \$177.9 million. We made cumulative payments of \$138.5 million, including principal payment of \$83.7 million and interest payment of \$54.8 million.

FINANCIAL IMPACT

None. This is an information item.

CAC POSITION

None. This is an information item.

SUPPLEMENTAL MATERIALS

- Attachment 1 – City and County of San Francisco Investment Report for the Month of June 2025



Treasurer & Tax Collector

CITY AND COUNTY OF SAN FRANCISCO

José Cisneros
TREASURER

Investment Report for the month of June 2025

July 15, 2025

The Honorable Daniel L. Lurie
Mayor of San Francisco
City Hall, Room 200
1 Dr. Carlton B. Goodlett Place
San Francisco, CA 94102-4638

The Honorable Board of Supervisors
City and County of San Francisco
City Hall, Room 244
1 Dr. Carlton B. Goodlett Place
San Francisco, CA 94102-4638

Colleagues,

In accordance with the provisions of California State Government Code, Section 53646, we forward this report detailing the City's pooled fund portfolio as of June 30, 2025. These investments provide sufficient liquidity to meet expenditure requirements for the next six months and are in compliance with our statement of investment policy and California Code.

This correspondence and its attachments show the investment activity for the month of June 2025 for the portfolios under the Treasurer's management. All pricing and valuation data is obtained from Interactive Data Corporation.

CCSF Pooled Fund Investment Earnings Statistics *

	Current Month		Prior Month	
(in \$ million)	Fiscal YTD	June 2025	Fiscal YTD	May 2025
Average Daily Balance	\$ 17,065	\$ 18,549	\$ 16,932	\$ 19,162
Net Earnings	628.74	57.87	570.87	61.39
Earned Income Return	3.68%	3.80%	3.67%	3.77%

CCSF Pooled Fund Statistics *

(in \$ million)	% of Portfolio	Book Value	Market Value	Wtd. Avg. Coupon	Wtd. Avg. YTM	WAM
Investment Type						
U.S. Treasuries	21.27%	\$ 3,900.5	\$ 3,884.7	2.44%	2.92%	741
Federal Agencies	36.11%	6,598.7	6,594.0	3.77%	3.82%	772
Public Time Deposits	0.33%	60.0	60.0	4.31%	4.31%	104
Negotiable CDs	18.01%	3,288.0	3,288.3	4.43%	4.43%	156
Commercial Paper	6.76%	1,234.5	1,233.9	0.00%	4.42%	117
Medium Term Notes	1.04%	189.1	189.4	3.99%	4.23%	582
Money Market Funds	13.24%	2,417.0	2,417.0	4.26%	4.26%	1
Supranationals	1.29%	235.1	235.6	3.33%	3.49%	568
Secured Bank Deposit	1.96%	358.4	358.4	4.35%	4.35%	1
Totals	100.0%	\$ 18,281.2	\$ 18,261.4	3.42%	3.85%	487

In the remainder of this report, we provide additional information and analytics at the security-level and portfolio-level, as recommended by the California Debt and Investment Advisory Commission.

Respectfully,

José Cisneros
Treasurer

cc: Treasury Oversight Committee: Aimee Brown, Kevin Kone, Brenda Kwee McNulty
Greg Wagner - Controller, Office of the Controller
Mark de la Rosa - Director of Audits, Office of the Controller
Mayor's Office of Public Policy and Finance
San Francisco County Transportation Authority
San Francisco Public Library
San Francisco Health Service System

Portfolio Summary

Pooled Fund

As of June 30, 2025

<i>(in \$ million)</i>							
Security Type	Par Value	Book Value	Market Value	Market/Book Price	Current % Allocation	Max. Policy Allocation	Compliant?
U.S. Treasuries	\$ 3,912.0	\$ 3,900.5	\$ 3,884.7	99.59	21.34%	100%	Yes
Federal Agencies	6,602.8	6,598.7	6,594.0	99.93	36.10%	100%	Yes
State & Local Government							
Agency Obligations	-	-	-	-	0.00%	20%	Yes
Public Time Deposits	60.0	60.0	60.0	100.00	0.33%	100%	Yes
Negotiable CDs	3,288.0	3,288.0	3,288.3	100.01	17.99%	30%	Yes
Bankers Acceptances	-	-	-	-	0.00%	40%	Yes
Commercial Paper	1,252.0	1,234.5	1,233.9	99.96	6.75%	25%	Yes
Medium Term Notes	189.6	189.1	189.4	100.16	1.03%	30%	Yes
Repurchase Agreements	-	-	-	-	0.00%	10%	Yes
Reverse Repurchase/							
Securities Lending Agreements	-	-	-	-	0.00%	\$75mm	Yes
Money Market Funds - Government	2,417.0	2,417.0	2,417.0	100.00	13.22%	20%	Yes
LAIF	-	-	-	-	0.00%	\$50mm	Yes
Supranationals	235.7	235.1	235.6	100.23	1.29%	30%	Yes
Secured Bank Deposit	358.4	358.4	358.4	100.00	1.96%	N/A	Yes
TOTAL	\$ 18,315.6	\$ 18,281.2	\$ 18,261.4	99.89	100.00%	-	Yes

The City and County of San Francisco uses the following methodology to determine compliance: Compliance is pre-trade and calculated on a book value basis of the overall portfolio value. Cash balances are included in the City's compliance calculations.

Please note the information in this report does not include cash balances. Due to fluctuations in the market value of the securities held in the Pooled Fund and changes in the City's cash position, the allocation limits may be exceeded on a post-trade compliance basis. In these instances, no compliance violation has occurred, as the policy limits were not exceeded prior to trade execution. The full Investment Policy can be found at <https://sftreasurer.org/banking-investments/investments>

Totals may not add due to rounding.

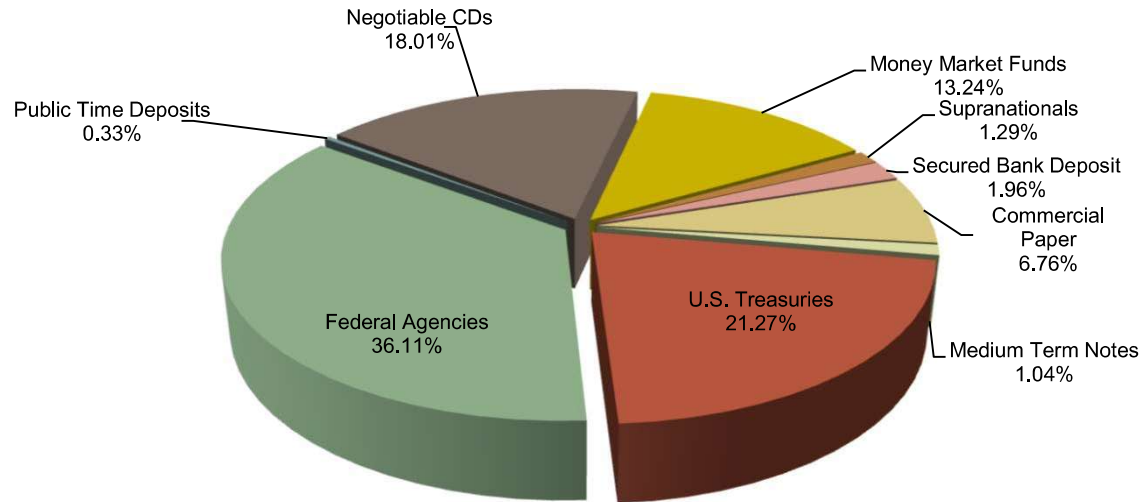
City and County of San Francisco

Pooled Fund Portfolio Statistics

For the month ended June 30, 2025

Average Daily Balance	\$18,549,305,798
Net Earnings	\$57,873,226
Earned Income Return	3.80%
Weighted Average Maturity	487 days

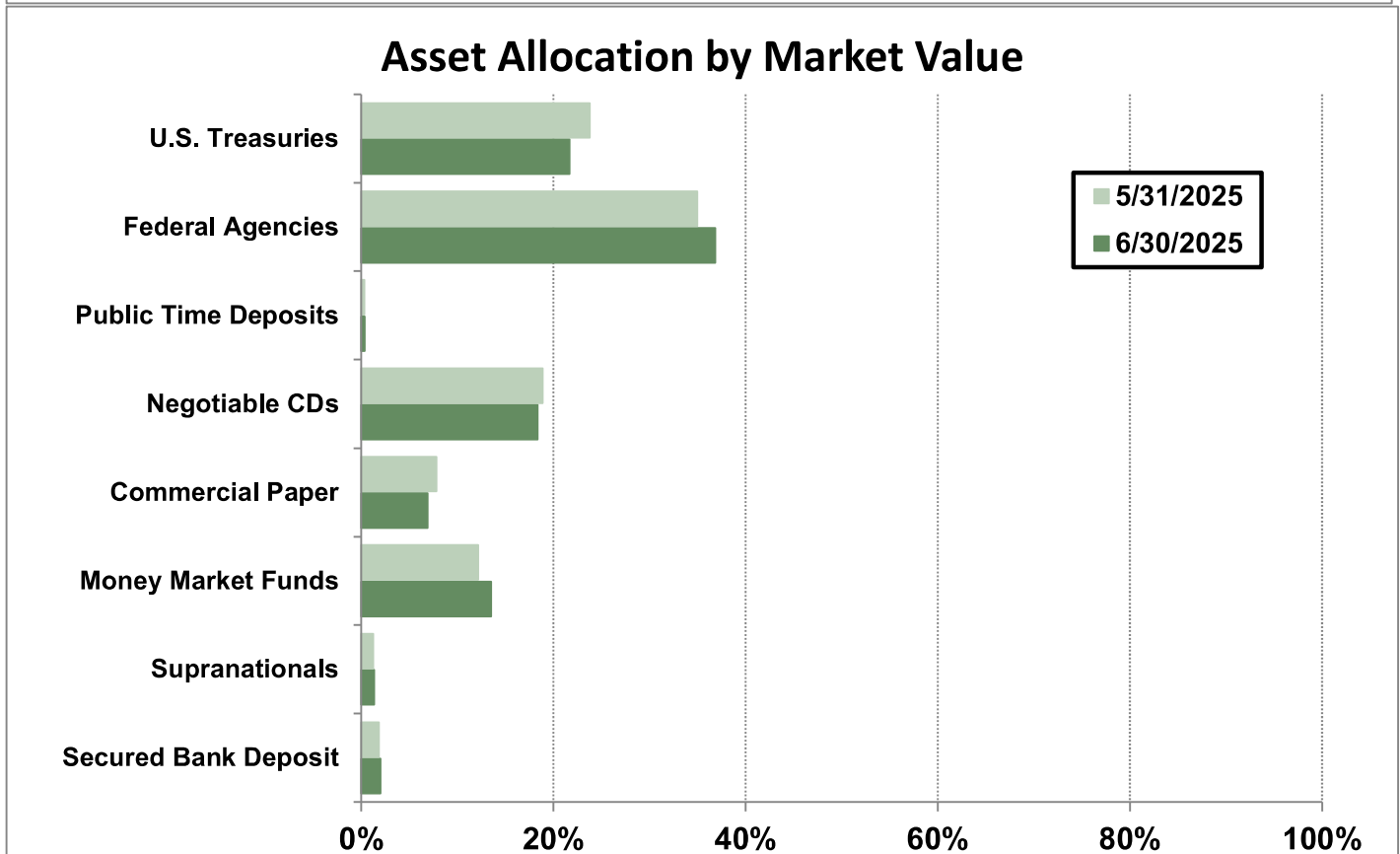
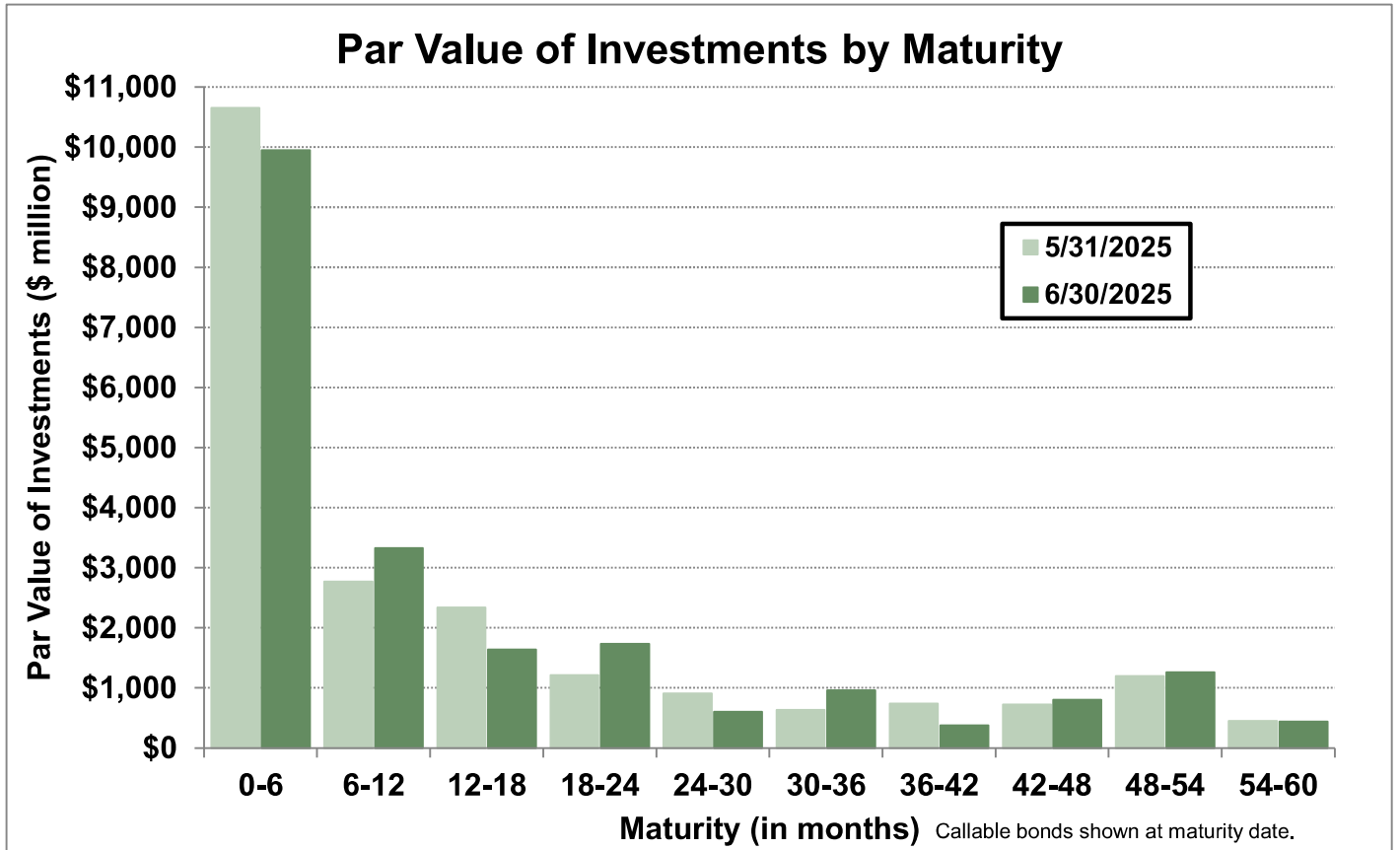
Investment Type	(\$ million)	Par Value	Book Value	Market Value
U.S. Treasuries	\$	3,912.0	\$ 3,900.5	\$ 3,884.7
Federal Agencies		6,602.8	6,598.7	6,594.0
Public Time Deposits		60.0	60.0	60.0
Negotiable CDs		3,288.0	3,288.0	3,288.3
Commercial Paper		1,252.0	1,234.5	1,233.9
Medium Term Notes		189.6	189.1	189.4
Money Market Funds		2,417.0	2,417.0	2,417.0
Supranationals		235.7	235.1	235.6
Secured Bank Deposit		358.4	358.4	358.4
Total		\$ 18,315.6	\$ 18,281.2	\$ 18,261.4



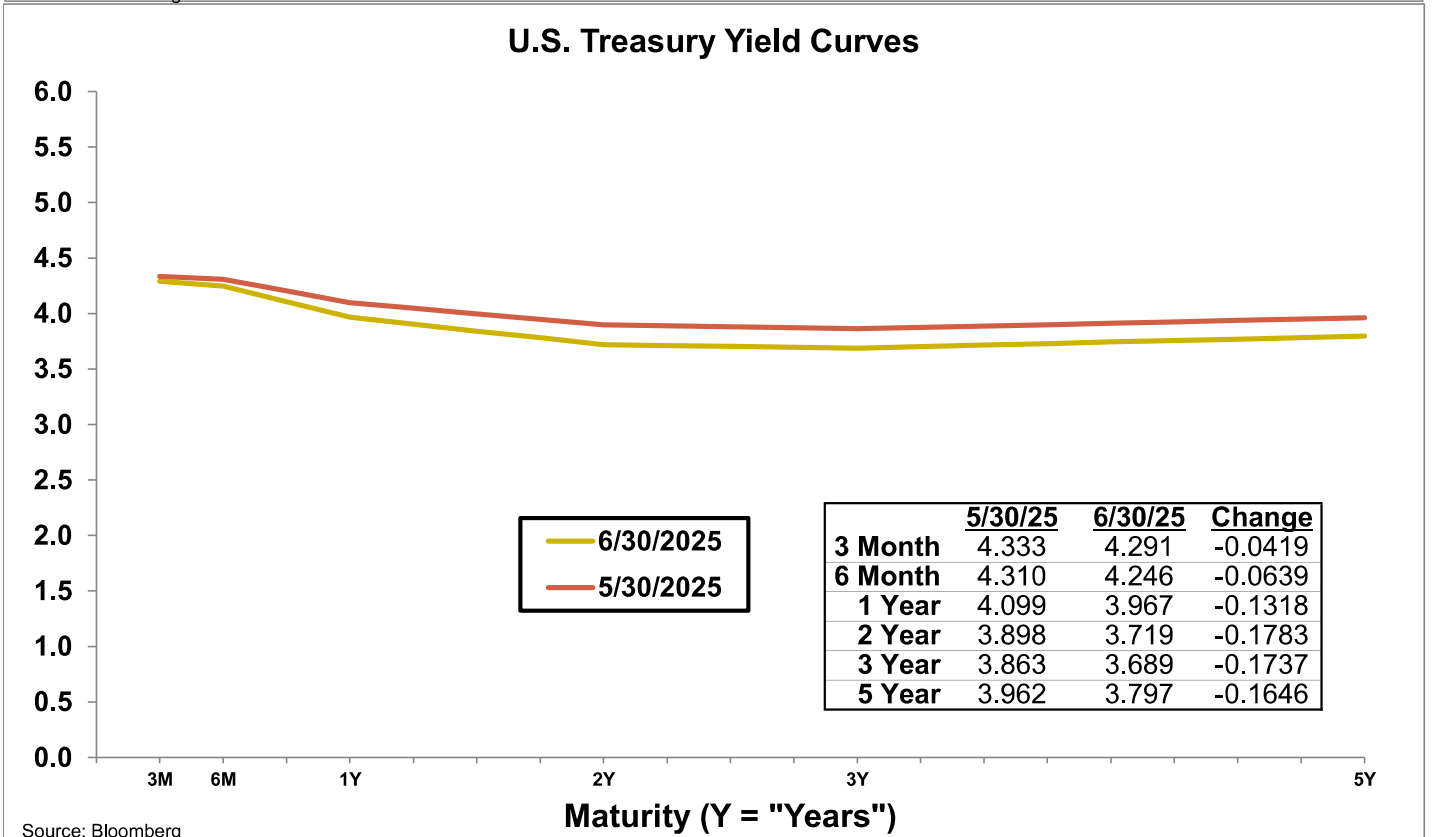
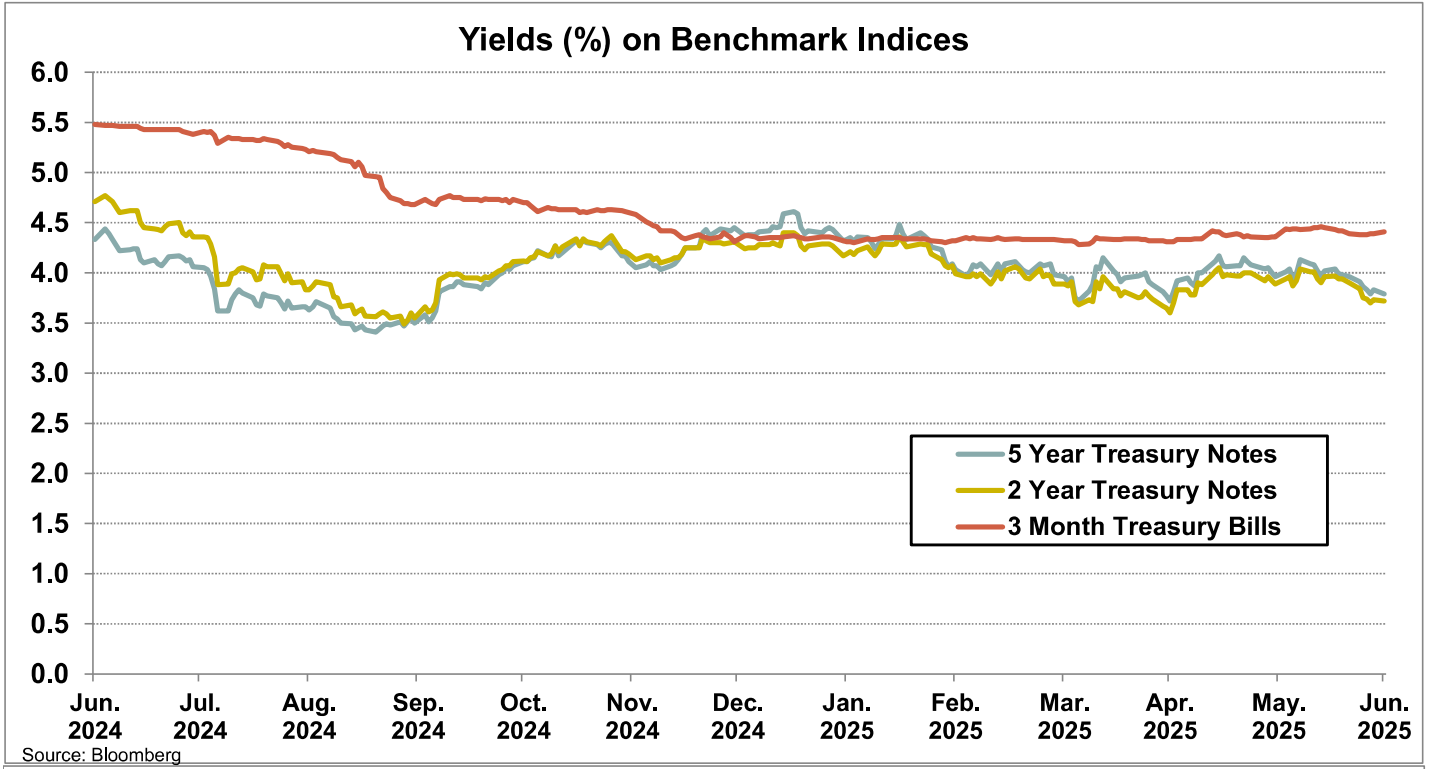
Asset Allocation by Market Value

Portfolio Analysis

Pooled Fund



Yield Curves



Investment Inventory

Pooled Fund

As of June 30, 2025

Type of Investment	CUSIP	Issuer Name	Maturity		Coupon	Par Value	Original Cost	Amortized	
			Settle Date	Date				Book Value	Market Value
U.S. Treasuries	912797PE1	U.S. Treasury Bill	4/17/2025	7/17/2025	0.00	\$ 100,000,000	\$ 98,932,014	\$ 99,812,222	\$ 99,808,850
U.S. Treasuries	912797PF8	U.S. Treasury Bill	4/24/2025	7/24/2025	0.00	100,000,000	98,932,014	99,730,069	99,728,810
U.S. Treasuries	91282CAB7	U.S. Treasury Note	8/5/2021	7/31/2025	0.25	50,000,000	49,458,984	49,988,853	49,835,940
U.S. Treasuries	91282CAB7	U.S. Treasury Note	8/6/2021	7/31/2025	0.25	50,000,000	49,363,281	49,986,872	49,835,940
U.S. Treasuries	912797QM2	U.S. Treasury Bill	5/6/2025	9/2/2025	0.00	100,000,000	98,614,972	99,266,750	99,262,790
U.S. Treasuries	91282CFK2	U.S. Treasury Note	10/7/2022	9/15/2025	3.50	50,000,000	48,968,750	49,927,025	49,958,985
U.S. Treasuries	91282CAM3	U.S. Treasury Note	5/12/2021	9/30/2025	0.25	50,000,000	49,109,375	49,949,409	49,503,905
U.S. Treasuries	91282CAM3	U.S. Treasury Note	7/26/2021	9/30/2025	0.25	50,000,000	49,281,250	49,957,167	49,503,905
U.S. Treasuries	91282CAT8	U.S. Treasury Note	2/25/2021	10/31/2025	0.25	50,000,000	49,298,828	49,949,946	49,343,750
U.S. Treasuries	91282CAT8	U.S. Treasury Note	3/2/2021	10/31/2025	0.25	50,000,000	49,078,125	49,933,997	49,343,750
U.S. Treasuries	91282CAT8	U.S. Treasury Note	3/4/2021	10/31/2025	0.25	50,000,000	49,048,828	49,931,820	49,343,750
U.S. Treasuries	91282CBC4	U.S. Treasury Note	2/25/2021	12/31/2025	0.38	50,000,000	49,455,078	49,943,661	49,054,690
U.S. Treasuries	91282CBC4	U.S. Treasury Note	2/26/2021	12/31/2025	0.38	50,000,000	49,271,484	49,924,636	49,054,690
U.S. Treasuries	91282CBW0	U.S. Treasury Note	6/28/2021	4/30/2026	0.75	50,000,000	49,662,109	49,942,060	48,654,295
U.S. Treasuries	91282CBW0	U.S. Treasury Note	7/2/2021	4/30/2026	0.75	50,000,000	49,730,469	49,953,677	48,654,295
U.S. Treasuries	912828R36	U.S. Treasury Note	7/23/2021	5/15/2026	1.63	50,000,000	52,203,125	50,398,744	48,964,845
U.S. Treasuries	912828R36	U.S. Treasury Note	8/27/2021	5/15/2026	1.63	50,000,000	51,890,625	50,349,140	48,964,845
U.S. Treasuries	91282CCJ8	U.S. Treasury Note	7/2/2021	6/30/2026	0.88	50,000,000	49,931,641	49,986,358	48,484,375
U.S. Treasuries	91282CCJ8	U.S. Treasury Note	7/14/2021	6/30/2026	0.88	50,000,000	50,070,313	50,014,125	48,484,375
U.S. Treasuries	91282CCJ8	U.S. Treasury Note	7/22/2021	6/30/2026	0.88	50,000,000	50,345,703	50,069,754	48,484,375
U.S. Treasuries	91282CCJ8	U.S. Treasury Note	7/22/2021	6/30/2026	0.88	50,000,000	50,328,125	50,066,207	48,484,375
U.S. Treasuries	91282CCJ8	U.S. Treasury Note	8/6/2021	6/30/2026	0.88	50,000,000	50,406,250	50,082,658	48,484,375
U.S. Treasuries	91282CCJ8	U.S. Treasury Note	8/10/2021	6/30/2026	0.88	50,000,000	50,240,234	50,048,989	48,484,375
U.S. Treasuries	91282CCJ8	U.S. Treasury Note	9/24/2021	6/30/2026	0.88	50,000,000	49,937,500	49,986,925	48,484,375
U.S. Treasuries	91282CCJ8	U.S. Treasury Note	10/14/2021	6/30/2026	0.88	50,000,000	49,593,750	49,914,026	48,484,375
U.S. Treasuries	91282CCJ8	U.S. Treasury Note	1/4/2022	6/30/2026	0.88	50,000,000	49,027,344	49,783,854	48,484,375
U.S. Treasuries	91282CCW9	U.S. Treasury Note	9/28/2021	8/31/2026	0.75	50,000,000	49,449,219	49,869,503	48,193,360
U.S. Treasuries	91282CCZ2	U.S. Treasury Note	10/8/2021	9/30/2026	0.88	50,000,000	49,689,453	49,922,107	48,169,920
U.S. Treasuries	91282CCZ2	U.S. Treasury Note	10/8/2021	9/30/2026	0.88	50,000,000	49,671,875	49,917,698	48,169,920
U.S. Treasuries	91282CCZ2	U.S. Treasury Note	10/19/2021	9/30/2026	0.88	50,000,000	49,318,359	49,827,987	48,169,920
U.S. Treasuries	91282CDK4	U.S. Treasury Note	12/3/2021	11/30/2026	1.25	50,000,000	50,072,266	50,020,494	48,214,845
U.S. Treasuries	91282CDK4	U.S. Treasury Note	12/7/2021	11/30/2026	1.25	50,000,000	50,117,188	50,033,307	48,214,845
U.S. Treasuries	91282CDK4	U.S. Treasury Note	3/29/2022	11/30/2026	1.25	50,000,000	47,078,125	49,115,050	48,214,845
U.S. Treasuries	91282CDQ1	U.S. Treasury Note	3/29/2022	12/31/2026	1.25	50,000,000	47,107,422	49,087,956	48,138,670
U.S. Treasuries	91282CEF4	U.S. Treasury Note	4/6/2022	3/31/2027	2.50	25,000,000	24,757,813	24,915,101	24,467,773
U.S. Treasuries	91282CKV2	U.S. Treasury Note	6/26/2024	6/15/2027	4.63	50,000,000	50,199,219	50,131,220	50,806,500
U.S. Treasuries	91282CKV2	U.S. Treasury Note	7/9/2024	6/15/2027	4.63	50,000,000	50,292,969	50,195,313	50,806,500
U.S. Treasuries	91282CKV2	U.S. Treasury Note	10/8/2024	6/15/2027	4.63	50,000,000	50,906,250	50,660,268	50,806,500
U.S. Treasuries	91282CKV2	U.S. Treasury Note	5/15/2025	6/15/2027	4.63	50,000,000	50,603,516	50,566,242	50,806,500
U.S. Treasuries	91282CEW7	U.S. Treasury Note	3/21/2024	6/30/2027	3.25	50,000,000	48,203,125	48,904,748	49,552,735
U.S. Treasuries	91282CEW7	U.S. Treasury Note	4/3/2024	6/30/2027	3.25	50,000,000	48,113,281	48,837,347	49,552,735
U.S. Treasuries	91282CEW7	U.S. Treasury Note	9/26/2024	6/30/2027	3.25	50,000,000	49,683,594	49,770,943	49,552,735
U.S. Treasuries	91282CLL3	U.S. Treasury Note	10/1/2024	9/15/2027	3.38	50,000,000	49,785,156	49,839,514	49,656,250
U.S. Treasuries	91282CLX7	U.S. Treasury Note	2/12/2025	11/15/2027	4.13	61,000,000	60,692,617	60,735,089	61,569,490
U.S. Treasuries	91282CMB4	U.S. Treasury Note	12/16/2024	12/15/2027	4.00	50,000,000	49,718,750	49,769,396	50,321,100
U.S. Treasuries	91282CMB4	U.S. Treasury Note	12/16/2024	12/15/2027	4.00	50,000,000	49,712,891	49,764,591	50,321,100
U.S. Treasuries	9128284N7	U.S. Treasury Note	4/9/2024	5/15/2028	2.88	65,000,000	61,082,227	62,254,680	63,547,660
U.S. Treasuries	91282CND9	U.S. Treasury Note	5/15/2025	5/15/2028	3.75	70,000,000	69,485,938	69,507,982	70,103,908
U.S. Treasuries	91282CHK0	U.S. Treasury Note	1/5/2024	6/30/2028	4.00	50,000,000	49,974,609	49,983,026	50,427,735
U.S. Treasuries	91282CHK0	U.S. Treasury Note	1/18/2024	6/30/2028	4.00	50,000,000	49,927,734	49,951,304	50,427,735
U.S. Treasuries	91282CHK0	U.S. Treasury Note	1/18/2024	6/30/2028	4.00	50,000,000	49,904,297	49,935,511	50,427,735

Investment Inventory

Pooled Fund

Type of Investment	CUSIP	Issuer Name	Settle Date	Maturity		Coupon	Par Value	Original Cost	Amortized	
				Date					Book Value	Market Value
U.S. Treasuries	91282CHK0	U.S. Treasury Note	2/6/2024	6/30/2028	4.00	50,000,000	49,677,734	49,780,273	50,427,735	
U.S. Treasuries	91282CHK0	U.S. Treasury Note	2/27/2024	6/30/2028	4.00	50,000,000	49,298,828	49,515,594	50,427,735	
U.S. Treasuries	91282CHK0	U.S. Treasury Note	5/13/2024	6/30/2028	4.00	50,000,000	48,939,453	49,230,418	50,427,735	
U.S. Treasuries	91282CHX2	U.S. Treasury Note	12/12/2023	8/31/2028	4.38	50,000,000	50,115,234	50,077,335	50,982,420	
U.S. Treasuries	91282CHX2	U.S. Treasury Note	5/14/2025	8/31/2028	4.38	50,000,000	50,550,781	50,528,841	50,982,420	
U.S. Treasuries	91282CJW2	U.S. Treasury Note	5/13/2025	1/31/2029	4.00	60,000,000	59,927,344	59,929,963	60,548,436	
U.S. Treasuries	91282CJW2	U.S. Treasury Note	10/8/2024	1/31/2029	4.00	65,000,000	65,266,602	65,221,604	65,594,139	
U.S. Treasuries	9128286B1	U.S. Treasury Note	4/11/2024	2/15/2029	2.63	50,000,000	45,710,938	46,791,074	48,160,155	
U.S. Treasuries	91282CKD2	U.S. Treasury Note	4/8/2024	2/28/2029	4.25	50,000,000	49,773,438	49,830,363	50,886,720	
U.S. Treasuries	91282CKD2	U.S. Treasury Note	5/13/2025	2/28/2029	4.25	75,000,000	75,568,359	75,548,280	76,330,080	
U.S. Treasuries	91282CKP5	U.S. Treasury Note	10/24/2024	4/30/2029	4.63	50,000,000	51,171,875	50,994,211	51,566,405	
U.S. Treasuries	91282CKP5	U.S. Treasury Note	12/20/2024	4/30/2029	4.63	51,000,000	51,448,242	51,393,901	52,597,733	
U.S. Treasuries	91282CKT7	U.S. Treasury Note	10/23/2024	5/31/2029	4.50	50,000,000	51,039,063	50,883,914	51,369,140	
U.S. Treasuries	91282CLC3	U.S. Treasury Note	10/1/2024	7/31/2029	4.00	50,000,000	51,046,875	50,884,859	50,400,500	
U.S. Treasuries	91282CLC3	U.S. Treasury Note	10/24/2024	7/31/2029	4.00	50,000,000	49,888,672	49,904,658	50,400,500	
U.S. Treasuries	91282CLC3	U.S. Treasury Note	10/7/2024	7/31/2029	4.00	65,000,000	65,563,672	65,478,063	65,520,650	
U.S. Treasuries	91282CFJ5	U.S. Treasury Note	10/1/2024	8/31/2029	3.13	50,000,000	49,041,016	49,186,867	48,802,735	
U.S. Treasuries	91282CFJ5	U.S. Treasury Note	10/3/2024	8/31/2029	3.13	65,000,000	63,664,453	63,866,312	63,443,556	
U.S. Treasuries	91282CFT3	U.S. Treasury Note	5/30/2025	10/31/2029	4.00	60,000,000	59,988,281	59,988,513	60,595,314	
U.S. Treasuries	91282CLR0	U.S. Treasury Note	11/25/2024	10/31/2029	4.13	50,000,000	49,611,328	49,658,374	50,718,750	
U.S. Treasuries	91282CGQ8	U.S. Treasury Note	4/10/2025	2/28/2030	4.00	50,000,000	49,927,734	49,931,054	50,490,235	
U.S. Treasuries	91282CMZ1	U.S. Treasury Note	5/22/2025	4/30/2030	3.88	50,000,000	49,468,750	49,480,529	50,197,265	
Subtotals						2.44	\$ 3,912,000,000	\$ 3,884,416,735	\$ 3,900,520,324	\$ 3,884,688,783
Federal Agencies	3133EPKA2	Federal Farm Credit Bank	5/18/2023	8/18/2025	4.00	25,000,000	24,982,000	24,998,950	24,983,500	
Federal Agencies	3133EPKA2	Federal Farm Credit Bank	5/18/2023	8/18/2025	4.00	26,500,000	26,483,835	26,499,057	26,482,510	
Federal Agencies	3133EPKA2	Federal Farm Credit Bank	5/18/2023	8/18/2025	4.00	30,000,000	29,981,700	29,998,933	29,980,200	
Federal Agencies	3135G05X7	Fannie Mae	3/4/2021	8/25/2025	0.38	25,000,000	24,684,250	24,989,378	24,844,250	
Federal Agencies	3135G05X7	Fannie Mae	2/25/2021	8/25/2025	0.38	72,500,000	71,862,000	72,478,630	72,048,325	
Federal Agencies	3130A8ZQ9	Federal Home Loan Bank	11/2/2021	9/12/2025	1.75	10,295,000	10,575,333	10,309,514	10,238,378	
Federal Agencies	3133EPVY8	Federal Farm Credit Bank	9/15/2023	9/15/2025	5.00	8,230,000	8,224,074	8,229,384	8,237,983	
Federal Agencies	3133EPVY8	Federal Farm Credit Bank	9/15/2023	9/15/2025	5.00	15,000,000	14,981,850	14,998,113	15,014,550	
Federal Agencies	3133EPVY8	Federal Farm Credit Bank	9/15/2023	9/15/2025	5.00	20,000,000	19,975,800	19,997,484	20,019,400	
Federal Agencies	3137EAEX3	Freddie Mac	3/4/2021	9/23/2025	0.38	22,600,000	22,295,352	22,584,621	22,390,724	
Federal Agencies	3133EPDL6	Federal Farm Credit Bank	3/15/2023	10/1/2025	4.85	50,000,000	50,000,000	50,000,000	50,044,000	
Federal Agencies	3133EPYW9	Federal Farm Credit Bank	10/20/2023	10/20/2025	5.13	24,000,000	23,923,440	23,988,375	24,047,760	
Federal Agencies	3133EPYW9	Federal Farm Credit Bank	10/20/2023	10/20/2025	5.13	25,000,000	24,985,500	24,997,798	25,049,750	
Federal Agencies	3133EPYW9	Federal Farm Credit Bank	10/20/2023	10/20/2025	5.13	35,000,000	34,972,350	34,995,801	35,069,650	
Federal Agencies	3133EPYW9	Federal Farm Credit Bank	10/20/2023	10/20/2025	5.13	50,000,000	49,972,000	49,995,748	50,099,500	
Federal Agencies	3133ENEG1	Federal Farm Credit Bank	11/17/2021	11/17/2025	1.05	39,675,000	39,622,232	39,669,980	39,169,937	
Federal Agencies	3133ENEG1	Federal Farm Credit Bank	11/17/2021	11/17/2025	1.05	55,000,000	54,923,000	54,992,674	54,299,850	
Federal Agencies	3133ENHM5	Federal Farm Credit Bank	12/16/2021	12/16/2025	1.17	45,000,000	44,954,100	44,994,722	44,372,250	
Federal Agencies	3133ENHM5	Federal Farm Credit Bank	12/16/2021	12/16/2025	1.17	50,000,000	49,949,000	49,994,136	49,302,500	
Federal Agencies	3133EN5E6	Federal Farm Credit Bank	12/29/2022	12/29/2025	4.00	15,000,000	14,954,700	14,992,519	14,982,150	
Federal Agencies	3133EN5E6	Federal Farm Credit Bank	12/29/2022	12/29/2025	4.00	20,000,000	19,939,600	19,990,025	19,976,200	
Federal Agencies	3133EN5E6	Federal Farm Credit Bank	12/29/2022	12/29/2025	4.00	25,000,000	24,923,750	24,987,408	24,970,250	
Federal Agencies	3133EN6A3	Federal Farm Credit Bank	1/13/2023	1/13/2026	4.00	20,000,000	19,982,400	19,996,853	19,966,200	
Federal Agencies	3133EN6A3	Federal Farm Credit Bank	1/13/2023	1/13/2026	4.00	30,000,000	29,977,200	29,995,923	29,949,300	
Federal Agencies	3130AUTC8	Federal Home Loan Bank	2/9/2023	2/6/2026	4.01	21,100,000	20,985,427	21,076,939	21,076,368	
Federal Agencies	3133EPJX4	Federal Farm Credit Bank	5/17/2023	2/17/2026	3.63	25,000,000	24,928,500	24,983,598	24,909,000	
Federal Agencies	3133EPJX4	Federal Farm Credit Bank	5/17/2023	2/17/2026	3.63	30,000,000	29,905,500	29,978,322	29,890,800	
Federal Agencies	3133EPBJ3	Federal Farm Credit Bank	2/23/2023	2/23/2026	4.38	25,000,000	24,953,500	24,989,945	25,026,500	

Investment Inventory

Pooled Fund

Type of Investment	CUSIP	Issuer Name	Settle Date	Maturity		Coupon	Par Value	Original Cost	Amortized	Market Value
				Date					Book Value	
Federal Agencies	3133EPBJ3	Federal Farm Credit Bank	2/23/2023	2/23/2026		4.38	28,000,000	27,954,080	27,990,070	28,029,680
Federal Agencies	3133EPBJ3	Federal Farm Credit Bank	2/23/2023	2/23/2026		4.38	50,000,000	49,918,000	49,982,268	50,053,000
Federal Agencies	3133ENJ35	Federal Farm Credit Bank	8/25/2022	2/25/2026		3.32	35,000,000	34,957,650	34,992,092	34,800,850
Federal Agencies	3130AXB31	Federal Home Loan Bank	11/2/2023	3/13/2026		4.88	10,000,000	9,953,900	9,986,363	10,047,400
Federal Agencies	3130AXB31	Federal Home Loan Bank	11/2/2023	3/13/2026		4.88	10,000,000	9,950,700	9,985,416	10,047,400
Federal Agencies	3130AXB31	Federal Home Loan Bank	11/2/2023	3/13/2026		4.88	10,000,000	9,950,700	9,985,416	10,047,400
Federal Agencies	3130AXB31	Federal Home Loan Bank	4/5/2024	3/13/2026		4.88	25,000,000	25,053,750	25,019,386	25,118,500
Federal Agencies	3130AXB31	Federal Home Loan Bank	4/2/2024	3/13/2026		4.88	36,730,000	36,803,460	36,756,384	36,904,100
Federal Agencies	3133EP5K7	Federal Farm Credit Bank	4/2/2024	3/13/2026		4.50	50,000,000	49,758,000	49,913,085	50,124,500
Federal Agencies	3133EMZ21	Federal Farm Credit Bank	8/9/2021	4/6/2026		0.69	15,500,000	15,458,150	15,493,136	15,093,590
Federal Agencies	3133ENUD0	Federal Farm Credit Bank	4/8/2022	4/8/2026		2.64	20,000,000	19,961,200	19,992,537	19,764,000
Federal Agencies	3133ENUD0	Federal Farm Credit Bank	4/8/2022	4/8/2026		2.64	30,000,000	29,941,800	29,988,806	29,646,000
Federal Agencies	3130AVWS7	Federal Home Loan Bank	5/10/2023	6/12/2026		3.75	17,045,000	16,991,479	17,028,598	17,024,716
Federal Agencies	3130AVWS7	Federal Home Loan Bank	5/17/2023	6/12/2026		3.75	20,000,000	19,939,200	19,981,251	19,976,200
Federal Agencies	3130AWAH3	Federal Home Loan Bank	6/1/2023	6/12/2026		4.00	10,000,000	9,934,300	9,979,465	10,006,200
Federal Agencies	3130AWAH3	Federal Home Loan Bank	6/1/2023	6/12/2026		4.00	15,000,000	14,899,350	14,968,541	15,009,300
Federal Agencies	3130AWLZ1	Federal Home Loan Bank	7/10/2023	6/12/2026		4.75	50,000,000	49,856,000	49,953,348	50,291,500
Federal Agencies	3130B1BT3	Federal Home Loan Bank	6/18/2024	6/12/2026		4.88	13,485,000	13,505,093	13,494,602	13,604,882
Federal Agencies	3133ERHD6	Federal Farm Credit Bank	6/18/2024	6/12/2026		4.88	20,000,000	20,030,400	20,014,528	20,156,000
Federal Agencies	3133ERHD6	Federal Farm Credit Bank	6/18/2024	6/12/2026		4.88	32,000,000	32,051,200	32,024,469	32,249,600
Federal Agencies	3133EPMU6	Federal Farm Credit Bank	6/15/2023	6/15/2026		4.25	20,000,000	19,969,200	19,990,192	20,040,200
Federal Agencies	3133EPMU6	Federal Farm Credit Bank	6/15/2023	6/15/2026		4.25	24,700,000	24,640,226	24,680,966	24,749,647
Federal Agencies	3133EPMU6	Federal Farm Credit Bank	6/15/2023	6/15/2026		4.25	30,000,000	29,951,400	29,984,524	30,060,300
Federal Agencies	3133EPNG6	Federal Farm Credit Bank	6/23/2023	6/23/2026		4.38	25,000,000	24,986,750	24,995,684	25,105,500
Federal Agencies	3133EPNG6	Federal Farm Credit Bank	6/23/2023	6/23/2026		4.38	25,000,000	24,986,750	24,995,684	25,105,500
Federal Agencies	3133EPNG6	Federal Farm Credit Bank	6/23/2023	6/23/2026		4.38	50,000,000	49,973,500	49,991,368	50,211,000
Federal Agencies	3133EPVP7	Federal Farm Credit Bank	9/8/2023	7/8/2026		4.75	10,000,000	9,991,700	9,997,014	10,073,800
Federal Agencies	3133EPVP7	Federal Farm Credit Bank	9/8/2023	7/8/2026		4.75	19,000,000	18,984,800	18,994,532	19,140,220
Federal Agencies	3133EPVP7	Federal Farm Credit Bank	9/8/2023	7/8/2026		4.75	21,000,000	20,982,780	20,993,805	21,154,980
Federal Agencies	3130ANNM8	Federal Home Loan Bank	8/19/2021	7/13/2026		1.05	25,000,000	25,000,000	25,000,000	24,234,250
Federal Agencies	3130ANNM8	Federal Home Loan Bank	8/19/2021	7/13/2026		1.05	25,000,000	25,000,000	25,000,000	24,234,250
Federal Agencies	3130ANNM8	Federal Home Loan Bank	8/19/2021	7/13/2026		1.05	25,000,000	25,000,000	25,000,000	24,234,250
Federal Agencies	3130ANNM8	Federal Home Loan Bank	8/19/2021	7/13/2026		1.05	25,000,000	25,000,000	25,000,000	24,234,250
Federal Agencies	3130ANMP2	Federal Home Loan Bank	8/20/2021	7/27/2026		1.07	25,000,000	25,000,000	25,000,000	24,214,000
Federal Agencies	3130ANMP2	Federal Home Loan Bank	8/20/2021	7/27/2026		1.07	25,000,000	25,000,000	25,000,000	24,214,000
Federal Agencies	3130ANMP2	Federal Home Loan Bank	8/20/2021	7/27/2026		1.07	25,000,000	25,000,000	25,000,000	24,214,000
Federal Agencies	3130ANMP2	Federal Home Loan Bank	8/20/2021	7/27/2026		1.07	25,000,000	25,000,000	25,000,000	24,214,000
Federal Agencies	3133EPZY4	Federal Farm Credit Bank	10/30/2023	7/30/2026		5.00	3,000,000	2,991,930	2,996,833	3,025,110
Federal Agencies	3133EPZY4	Federal Farm Credit Bank	10/30/2023	7/30/2026		5.00	9,615,000	9,589,136	9,604,850	9,695,478
Federal Agencies	3133EPZY4	Federal Farm Credit Bank	10/30/2023	7/30/2026		5.00	16,000,000	15,956,960	15,983,110	16,133,920
Federal Agencies	3133EPZY4	Federal Farm Credit Bank	10/30/2023	7/30/2026		5.00	25,000,000	24,936,750	24,975,179	25,209,250
Federal Agencies	3130ANTG5	Federal Home Loan Bank	9/13/2021	8/10/2026		1.05	25,000,000	25,000,000	25,000,000	24,183,250
Federal Agencies	3130ANTG5	Federal Home Loan Bank	9/13/2021	8/10/2026		1.05	25,000,000	25,000,000	25,000,000	24,183,250
Federal Agencies	3130ANTG5	Federal Home Loan Bank	9/13/2021	8/10/2026		1.05	25,000,000	25,000,000	25,000,000	24,183,250
Federal Agencies	3130ANTG5	Federal Home Loan Bank	9/13/2021	8/10/2026		1.05	25,000,000	25,000,000	25,000,000	24,183,250
Federal Agencies	3133EPSW6	Federal Farm Credit Bank	8/14/2023	8/14/2026		4.50	50,000,000	49,885,000	49,957,085	50,268,000
Federal Agencies	3130AP6T7	Federal Home Loan Bank	10/1/2021	9/3/2026		1.08	25,000,000	25,000,000	25,000,000	24,147,750
Federal Agencies	3130AP6T7	Federal Home Loan Bank	10/1/2021	9/3/2026		1.08	25,000,000	25,000,000	25,000,000	24,147,750
Federal Agencies	3130AP6T7	Federal Home Loan Bank	10/1/2021	9/3/2026		1.08	25,000,000	25,000,000	25,000,000	24,147,750
Federal Agencies	3130AP6T7	Federal Home Loan Bank	10/1/2021	9/3/2026		1.08	25,000,000	25,000,000	25,000,000	24,147,750
Federal Agencies	3130B2PJ8	Federal Home Loan Bank	9/13/2024	9/4/2026		3.63	19,000,000	18,974,730	18,984,929	18,919,440
Federal Agencies	3130B2PJ8	Federal Home Loan Bank	9/13/2024	9/4/2026		3.63	25,000,000	24,966,750	24,980,170	24,894,000

Investment Inventory

Pooled Fund

Type of Investment	CUSIP	Issuer Name	Settle Date	Maturity	Coupon	Par Value	Original Cost	Amortized	Market Value
				Date				Book Value	
Federal Agencies	3130B2PJ8	Federal Home Loan Bank	9/13/2024	9/4/2026	3.63	25,900,000	25,865,553	25,879,456	25,790,184
Federal Agencies	3130B2PJ8	Federal Home Loan Bank	9/13/2024	9/4/2026	3.63	50,000,000	49,933,500	49,960,340	49,788,000
Federal Agencies	3133EM4X7	Federal Farm Credit Bank	12/12/2023	9/10/2026	0.80	28,975,000	26,174,277	27,757,537	27,906,112
Federal Agencies	3130AXCP1	Federal Home Loan Bank	10/18/2023	9/11/2026	4.88	11,895,000	11,821,965	11,864,862	12,016,686
Federal Agencies	3130B3A29	Federal Home Loan Bank	10/11/2024	10/9/2026	4.00	15,000,000	14,996,850	14,997,988	15,006,600
Federal Agencies	3130B3A29	Federal Home Loan Bank	10/11/2024	10/9/2026	4.00	25,000,000	24,994,750	24,996,647	25,011,000
Federal Agencies	3130B3A29	Federal Home Loan Bank	10/11/2024	10/9/2026	4.00	25,000,000	24,994,750	24,996,647	25,011,000
Federal Agencies	3130B3A29	Federal Home Loan Bank	10/11/2024	10/9/2026	4.00	50,000,000	49,989,500	49,993,293	50,022,000
Federal Agencies	3130APPR0	Federal Home Loan Bank	11/18/2021	10/19/2026	1.43	25,000,000	25,000,000	25,000,000	24,180,250
Federal Agencies	3130APPR0	Federal Home Loan Bank	11/18/2021	10/19/2026	1.43	25,000,000	25,000,000	25,000,000	24,180,250
Federal Agencies	3130APPR0	Federal Home Loan Bank	11/18/2021	10/19/2026	1.43	25,000,000	25,000,000	25,000,000	24,180,250
Federal Agencies	3130APPR0	Federal Home Loan Bank	11/18/2021	10/19/2026	1.43	25,000,000	25,000,000	25,000,000	24,180,250
Federal Agencies	3133EPZA6	Federal Farm Credit Bank	10/20/2023	10/20/2026	4.88	14,000,000	13,904,940	13,958,715	14,158,620
Federal Agencies	3133EPZA6	Federal Farm Credit Bank	10/20/2023	10/20/2026	4.88	30,000,000	29,834,100	29,927,949	30,339,900
Federal Agencies	3133ETJS7	Federal Farm Credit Bank	5/29/2025	11/10/2026	4.00	12,600,000	12,581,352	12,582,513	12,617,262
Federal Agencies	3130AQ7L1	Federal Home Loan Bank	12/16/2021	11/16/2026	1.61	25,000,000	25,000,000	25,000,000	24,195,250
Federal Agencies	3130AQ7L1	Federal Home Loan Bank	12/16/2021	11/16/2026	1.61	25,000,000	25,000,000	25,000,000	24,195,250
Federal Agencies	3130AQ7L1	Federal Home Loan Bank	12/16/2021	11/16/2026	1.61	25,000,000	25,000,000	25,000,000	24,195,250
Federal Agencies	3130AQ7L1	Federal Home Loan Bank	12/16/2021	11/16/2026	1.61	25,000,000	25,000,000	25,000,000	24,195,250
Federal Agencies	3130AXU63	Federal Home Loan Bank	11/17/2023	11/17/2026	4.63	50,000,000	49,911,500	49,959,303	50,426,000
Federal Agencies	3130AQJ95	Federal Home Loan Bank	1/14/2022	12/14/2026	1.65	25,000,000	25,000,000	25,000,000	24,172,750
Federal Agencies	3130AQJ95	Federal Home Loan Bank	1/14/2022	12/14/2026	1.65	25,000,000	25,000,000	25,000,000	24,172,750
Federal Agencies	3130AQJ95	Federal Home Loan Bank	1/14/2022	12/14/2026	1.65	25,000,000	25,000,000	25,000,000	24,172,750
Federal Agencies	3130AQJ95	Federal Home Loan Bank	1/14/2022	12/14/2026	1.65	25,000,000	25,000,000	25,000,000	24,172,750
Federal Agencies	3133ERWR8	Federal Farm Credit Bank	10/8/2024	1/7/2027	3.50	12,500,000	12,373,750	12,414,654	12,417,375
Federal Agencies	3130AYPN0	Federal Home Loan Bank	1/29/2024	1/15/2027	4.13	12,000,000	11,973,000	11,985,951	12,056,040
Federal Agencies	3130AYPN0	Federal Home Loan Bank	1/29/2024	1/15/2027	4.13	25,000,000	24,943,750	24,970,731	25,116,750
Federal Agencies	3130AYPN0	Federal Home Loan Bank	1/29/2024	1/15/2027	4.13	29,350,000	29,283,963	29,315,639	29,487,065
Federal Agencies	3130AYPN0	Federal Home Loan Bank	1/29/2024	1/15/2027	4.13	50,000,000	49,887,500	49,941,463	50,233,500
Federal Agencies	3133EPX91	Federal Farm Credit Bank	1/25/2024	1/25/2027	4.13	5,000,000	4,992,850	4,996,262	5,014,750
Federal Agencies	3133EPX91	Federal Farm Credit Bank	1/25/2024	1/25/2027	4.13	10,000,000	9,986,600	9,992,994	10,029,500
Federal Agencies	3133EPX91	Federal Farm Credit Bank	1/25/2024	1/25/2027	4.13	25,000,000	24,968,500	24,983,531	25,073,750
Federal Agencies	3133EPX91	Federal Farm Credit Bank	1/25/2024	1/25/2027	4.13	35,000,000	34,955,900	34,976,944	35,103,250
Federal Agencies	3133EPX91	Federal Farm Credit Bank	1/25/2024	1/25/2027	4.13	50,000,000	49,933,000	49,964,972	50,147,500
Federal Agencies	3133ER4A6	Federal Farm Credit Bank	2/18/2025	2/18/2027	4.25	2,000,000	1,997,860	1,998,250	2,010,160
Federal Agencies	3133ER4A6	Federal Farm Credit Bank	2/18/2025	2/18/2027	4.25	25,000,000	24,974,250	24,978,941	25,127,000
Federal Agencies	3133ER4A6	Federal Farm Credit Bank	2/18/2025	2/18/2027	4.25	30,000,000	29,967,600	29,973,503	30,152,400
Federal Agencies	3133ERD24	Federal Farm Credit Bank	11/18/2024	2/18/2027	4.25	30,000,000	29,983,500	29,988,016	30,152,400
Federal Agencies	3133ETJF5	Federal Farm Credit Bank	5/23/2025	2/23/2027	4.00	10,000,000	9,993,800	9,994,177	10,022,400
Federal Agencies	3133ETJF5	Federal Farm Credit Bank	5/23/2025	2/23/2027	4.00	45,000,000	44,972,100	44,973,798	45,100,800
Federal Agencies	3130ARB59	Federal Home Loan Bank	3/22/2022	3/8/2027	2.35	25,000,000	25,000,000	25,000,000	24,346,500
Federal Agencies	3130ARB59	Federal Home Loan Bank	3/22/2022	3/8/2027	2.35	25,000,000	25,000,000	25,000,000	24,346,500
Federal Agencies	3130ARB59	Federal Home Loan Bank	3/22/2022	3/8/2027	2.35	25,000,000	25,000,000	25,000,000	24,346,500
Federal Agencies	3133ENRD4	Federal Farm Credit Bank	3/16/2022	3/10/2027	1.68	48,573,000	47,432,020	48,186,195	46,780,656
Federal Agencies	3133EP6K6	Federal Farm Credit Bank	4/2/2024	3/26/2027	4.50	50,000,000	49,910,000	49,947,638	50,559,000
Federal Agencies	3133ENTS9	Federal Farm Credit Bank	4/6/2022	4/5/2027	2.60	22,500,000	22,392,338	22,462,067	21,988,575
Federal Agencies	3133ENTS9	Federal Farm Credit Bank	4/6/2022	4/5/2027	2.60	24,500,000	24,377,010	24,456,667	23,943,115
Federal Agencies	3133ENTS9	Federal Farm Credit Bank	4/6/2022	4/5/2027	2.60	25,000,000	24,804,000	24,930,944	24,431,750
Federal Agencies	3130B0TY5	Federal Home Loan Bank	4/11/2024	4/9/2027	4.75	17,000,000	16,955,120	16,973,433	17,259,420
Federal Agencies	3130B0TY5	Federal Home Loan Bank	4/11/2024	4/9/2027	4.75	20,000,000	19,947,200	19,968,745	20,305,200
Federal Agencies	3130B0TY5	Federal Home Loan Bank	4/11/2024	4/9/2027	4.75	40,000,000	39,894,400	39,937,490	40,610,400

Investment Inventory

Pooled Fund

Type of Investment	CUSIP	Issuer Name	Settle Date	Maturity		Coupon	Par Value	Original Cost	Amortized	
				Date					Book Value	Market Value
Federal Agencies	3130B0TY5	Federal Home Loan Bank	4/11/2024	4/9/2027		4.75	48,000,000	47,873,280	47,924,988	48,732,480
Federal Agencies	3133ERDS7	Federal Farm Credit Bank	5/13/2024	5/6/2027		4.75	12,727,000	12,740,236	12,735,200	12,938,395
Federal Agencies	3133EN2L3	Federal Farm Credit Bank	11/17/2022	5/17/2027		4.13	4,650,000	4,646,792	4,648,661	4,670,135
Federal Agencies	3133EN2L3	Federal Farm Credit Bank	11/17/2022	5/17/2027		4.13	5,000,000	4,996,550	4,998,561	5,021,650
Federal Agencies	3133EN2L3	Federal Farm Credit Bank	11/17/2022	5/17/2027		4.13	21,000,000	20,987,001	20,994,577	21,090,930
Federal Agencies	3133EN2L3	Federal Farm Credit Bank	11/17/2022	5/17/2027		4.13	25,000,000	24,982,750	24,992,804	25,108,250
Federal Agencies	3133EPP66	Federal Farm Credit Bank	12/20/2023	5/20/2027		4.00	31,000,000	30,905,760	30,948,006	31,066,030
Federal Agencies	3133EPP66	Federal Farm Credit Bank	12/20/2023	5/20/2027		4.00	58,850,000	58,662,269	58,746,424	58,975,351
Federal Agencies	3130B6R24	Federal Home Loan Bank	6/13/2025	6/4/2027		3.88	10,000,000	9,986,700	9,987,032	10,015,900
Federal Agencies	3130B6R24	Federal Home Loan Bank	6/13/2025	6/4/2027		3.88	13,000,000	12,982,710	12,983,142	13,020,670
Federal Agencies	3130B6R24	Federal Home Loan Bank	6/13/2025	6/4/2027		3.88	16,500,000	16,478,055	16,478,603	16,526,235
Federal Agencies	3130B6R24	Federal Home Loan Bank	6/13/2025	6/4/2027		3.88	20,000,000	19,973,400	19,974,064	20,031,800
Federal Agencies	3130B6R24	Federal Home Loan Bank	6/13/2025	6/4/2027		3.88	36,000,000	35,952,120	35,953,315	36,057,240
Federal Agencies	3130ASGU7	Federal Home Loan Bank	7/19/2022	6/11/2027		3.50	10,000,000	10,141,500	10,056,188	9,926,200
Federal Agencies	3130ASGU7	Federal Home Loan Bank	7/19/2022	6/11/2027		3.50	12,375,000	12,552,829	12,445,614	12,283,673
Federal Agencies	3130ASGU7	Federal Home Loan Bank	7/20/2022	6/11/2027		3.50	21,725,000	22,016,550	21,840,837	21,564,670
Federal Agencies	3130AX4E5	Federal Home Loan Bank	5/13/2024	6/11/2027		4.50	11,000,000	10,937,190	10,960,325	11,139,722
Federal Agencies	3130B1EF0	Federal Home Loan Bank	7/10/2024	6/11/2027		4.63	20,700,000	20,795,634	20,763,696	21,011,038
Federal Agencies	3133EPMV4	Federal Farm Credit Bank	6/15/2023	6/15/2027		4.13	28,940,000	28,911,928	28,926,281	29,078,623
Federal Agencies	3133ENZK9	Federal Farm Credit Bank	7/7/2022	6/28/2027		3.24	27,865,000	28,099,066	27,958,652	27,512,786
Federal Agencies	3133ERJZ5	Federal Farm Credit Bank	6/28/2024	6/28/2027		4.50	30,000,000	29,985,840	29,990,599	30,361,500
Federal Agencies	3133ERV9R	Federal Farm Credit Bank	9/30/2024	7/1/2027		3.50	55,000,000	54,925,200	54,945,614	54,593,550
Federal Agencies	3133ERKM2	Federal Farm Credit Bank	7/9/2024	7/8/2027		4.50	25,000,000	25,033,250	25,022,400	25,305,750
Federal Agencies	3133ERKM2	Federal Farm Credit Bank	7/10/2024	7/8/2027		4.50	25,000,000	25,025,500	25,017,194	25,305,750
Federal Agencies	3133ERMB4	Federal Farm Credit Bank	7/23/2024	7/23/2027		4.25	10,000,000	9,996,500	9,997,596	10,077,100
Federal Agencies	3133ERMB4	Federal Farm Credit Bank	7/23/2024	7/23/2027		4.25	15,000,000	14,994,750	14,996,395	15,115,650
Federal Agencies	3133EPBM6	Federal Farm Credit Bank	2/23/2023	8/23/2027		4.13	10,000,000	9,974,000	9,987,602	10,054,600
Federal Agencies	3133ERXJ5	Federal Farm Credit Bank	10/15/2024	10/15/2027		3.88	5,000,000	4,997,250	4,997,900	5,000,400
Federal Agencies	3133ERXJ5	Federal Farm Credit Bank	10/15/2024	10/15/2027		3.88	8,000,000	7,996,160	7,997,068	8,000,640
Federal Agencies	3133ER2Z3	Federal Farm Credit Bank	2/4/2025	11/3/2027		4.25	5,000,000	4,999,350	4,999,445	5,044,100
Federal Agencies	3133ER2Z3	Federal Farm Credit Bank	2/4/2025	11/3/2027		4.25	41,880,000	41,877,738	41,878,070	42,249,382
Federal Agencies	3133EPC60	Federal Farm Credit Bank	11/15/2023	11/15/2027		4.63	27,950,000	27,834,008	27,881,167	28,431,858
Federal Agencies	3133EPC60	Federal Farm Credit Bank	11/15/2023	11/15/2027		4.63	33,300,000	33,161,472	33,217,793	33,874,092
Federal Agencies	3133ERJ51	Federal Farm Credit Bank	12/17/2024	12/10/2027		4.13	21,000,000	20,936,790	20,948,177	21,135,870
Federal Agencies	3133ERJ51	Federal Farm Credit Bank	12/17/2024	12/10/2027		4.13	25,505,000	25,428,485	25,442,269	25,670,017
Federal Agencies	3133ERJ51	Federal Farm Credit Bank	12/17/2024	12/10/2027		4.13	33,000,000	32,893,080	32,912,341	33,213,510
Federal Agencies	3133ERJ51	Federal Farm Credit Bank	12/17/2024	12/10/2027		4.13	38,343,000	38,227,588	38,248,379	38,591,079
Federal Agencies	3133ERT84	Federal Farm Credit Bank	1/14/2025	1/14/2028		4.25	29,750,000	29,575,963	29,602,664	30,043,335
Federal Agencies	3133ERZ46	Federal Farm Credit Bank	1/31/2025	1/28/2028		4.25	47,000,000	46,976,030	46,979,345	47,541,910
Federal Agencies	3133ERZ46	Federal Farm Credit Bank	1/31/2025	1/28/2028		4.25	50,000,000	49,974,500	49,978,026	50,576,500
Federal Agencies	3136GAAR0	Fannie Mae	2/14/2025	2/7/2028		4.69	25,000,000	25,000,000	25,000,000	24,989,250
Federal Agencies	3136GAAR0	Fannie Mae	2/14/2025	2/7/2028		4.69	25,000,000	25,000,000	25,000,000	24,989,250
Federal Agencies	3136GAAR0	Fannie Mae	2/14/2025	2/7/2028		4.69	25,000,000	25,000,000	25,000,000	24,989,250
Federal Agencies	3136GAAR0	Fannie Mae	2/14/2025	2/7/2028		4.69	25,000,000	25,000,000	25,000,000	24,989,250
Federal Agencies	3133EP5S0	Federal Farm Credit Bank	4/9/2024	3/20/2028		4.25	4,971,000	4,916,667	4,933,559	5,024,339
Federal Agencies	3133ETJZ1	Federal Farm Credit Bank	6/11/2025	6/5/2028		3.88	7,370,000	7,342,584	7,343,087	7,396,532
Federal Agencies	3133ETJZ1	Federal Farm Credit Bank	6/5/2025	6/5/2028		3.88	25,000,000	24,957,250	24,958,264	25,090,000
Federal Agencies	3133ERGL9	Federal Farm Credit Bank	6/26/2024	6/7/2028		4.50	14,934,000	14,962,076	14,954,872	15,202,513
Federal Agencies	3133ERGL9	Federal Farm Credit Bank	6/7/2024	6/7/2028		4.50	15,000,000	14,994,600	14,996,038	15,269,700
Federal Agencies	3133ERGL9	Federal Farm Credit Bank	6/26/2024	6/7/2028		4.50	20,000,000	20,037,600	20,027,952	20,359,600
Federal Agencies	3130AWC24	Federal Home Loan Bank	5/14/2025	6/9/2028		4.00	10,000,000	9,996,600	9,996,745	10,064,720

Investment Inventory

Pooled Fund

Type of Investment	CUSIP	Issuer Name	Settle Date	Maturity		Coupon	Par Value	Original Cost	Amortized	
				Date					Book Value	Market Value
Federal Agencies	3130B6MU7	Federal Home Loan Bank	6/10/2025	6/15/2028		4.59	25,000,000	25,000,000	25,000,000	24,998,750
Federal Agencies	3130B6MU7	Federal Home Loan Bank	6/10/2025	6/15/2028		4.59	25,000,000	25,000,000	25,000,000	24,998,750
Federal Agencies	3130B6MU7	Federal Home Loan Bank	6/10/2025	6/15/2028		4.59	25,000,000	25,000,000	25,000,000	24,998,750
Federal Agencies	3130B6MU7	Federal Home Loan Bank	6/10/2025	6/15/2028		4.59	50,000,000	50,000,000	50,000,000	49,997,500
Federal Agencies	3133EPSK2	Federal Farm Credit Bank	8/7/2023	8/7/2028		4.25	19,500,000	19,412,250	19,445,583	19,736,535
Federal Agencies	3133EPUN3	Federal Farm Credit Bank	8/28/2023	8/28/2028		4.50	10,000,000	9,979,100	9,986,799	10,191,500
Federal Agencies	3133EPUN3	Federal Farm Credit Bank	8/28/2023	8/28/2028		4.50	15,000,000	14,962,800	14,976,503	15,287,250
Federal Agencies	3133EPUN3	Federal Farm Credit Bank	8/28/2023	8/28/2028		4.50	25,000,000	24,943,500	24,964,313	25,478,750
Federal Agencies	3133EPUN3	Federal Farm Credit Bank	8/28/2023	8/28/2028		4.50	33,000,000	32,904,960	32,939,969	33,631,950
Federal Agencies	3133ERHN4	Federal Farm Credit Bank	6/20/2024	10/20/2028		4.25	5,000,000	4,972,100	4,978,727	5,063,200
Federal Agencies	3133ERHN4	Federal Farm Credit Bank	6/20/2024	10/20/2028		4.25	38,000,000	37,785,300	37,836,296	38,480,320
Federal Agencies	3133EPC45	Federal Farm Credit Bank	11/13/2023	11/13/2028		4.63	12,000,000	11,984,040	11,989,246	12,287,040
Federal Agencies	3133EPC45	Federal Farm Credit Bank	11/13/2023	11/13/2028		4.63	20,000,000	19,971,600	19,980,865	20,478,400
Federal Agencies	3133EPC45	Federal Farm Credit Bank	11/13/2023	11/13/2028		4.63	55,000,000	54,922,285	54,947,637	56,315,600
Federal Agencies	3130B3GD9	Federal Home Loan Bank	10/28/2024	11/27/2028		4.00	47,025,000	46,940,355	46,954,321	47,401,200
Federal Agencies	3130AVBD3	Federal Home Loan Bank	4/9/2024	3/9/2029		4.50	25,000,000	25,018,750	25,014,070	25,593,750
Federal Agencies	3133EP5U5	Federal Farm Credit Bank	4/8/2024	3/20/2029		4.13	51,660,000	51,008,309	51,170,240	52,237,042
Federal Agencies	3133ERDH1	Federal Farm Credit Bank	5/8/2024	4/30/2029		4.75	27,892,000	28,191,755	28,122,670	28,713,140
Federal Agencies	3133ERDH1	Federal Farm Credit Bank	5/8/2024	4/30/2029		4.75	30,000,000	30,317,400	30,244,248	30,883,200
Federal Agencies	3133ERDH1	Federal Farm Credit Bank	5/8/2024	4/30/2029		4.75	63,085,000	63,763,795	63,607,351	64,942,222
Federal Agencies	3133ERGS4	Federal Farm Credit Bank	6/26/2024	6/11/2029		4.25	10,000,000	9,967,600	9,974,220	10,155,050
Federal Agencies	3133ERGS4	Federal Farm Credit Bank	6/26/2024	6/11/2029		4.25	10,000,000	9,967,600	9,974,220	10,155,050
Federal Agencies	3133ERGS4	Federal Farm Credit Bank	6/26/2024	6/11/2029		4.25	10,000,000	9,967,600	9,974,220	10,155,050
Federal Agencies	3133ERGS4	Federal Farm Credit Bank	6/26/2024	6/11/2029		4.25	20,000,000	19,935,200	19,948,439	20,310,100
Federal Agencies	3133ERGS4	Federal Farm Credit Bank	6/26/2024	6/11/2029		4.25	29,000,000	28,923,730	28,939,312	29,449,645
Federal Agencies	3130B2XR1	Federal Home Loan Bank	10/2/2024	7/2/2029		4.01	25,000,000	25,000,000	25,000,000	24,674,250
Federal Agencies	3130B2XR1	Federal Home Loan Bank	10/2/2024	7/2/2029		4.01	25,000,000	25,000,000	25,000,000	24,674,250
Federal Agencies	3130B2XR1	Federal Home Loan Bank	10/2/2024	7/2/2029		4.01	65,000,000	65,000,000	65,000,000	64,153,050
Federal Agencies	3134H16K4	Freddie Mac	7/16/2024	7/9/2029		5.38	25,000,000	25,000,000	25,000,000	25,006,250
Federal Agencies	3134H16K4	Freddie Mac	7/16/2024	7/9/2029		5.38	25,000,000	25,000,000	25,000,000	25,006,250
Federal Agencies	3134H16K4	Freddie Mac	7/16/2024	7/9/2029		5.38	65,000,000	65,000,000	65,000,000	65,016,250
Federal Agencies	3133ERKX8	Federal Farm Credit Bank	7/12/2024	7/12/2029		4.25	20,000,000	19,989,200	19,991,294	20,235,400
Federal Agencies	3130B2KJ3	Federal Home Loan Bank	9/4/2024	9/4/2029		4.63	25,000,000	25,000,000	25,000,000	24,866,500
Federal Agencies	3130B2KJ3	Federal Home Loan Bank	9/4/2024	9/4/2029		4.63	25,000,000	25,000,000	25,000,000	24,866,500
Federal Agencies	3130B2KJ3	Federal Home Loan Bank	9/4/2024	9/4/2029		4.63	50,000,000	50,000,000	50,000,000	49,733,000
Federal Agencies	3130ATHX8	Federal Home Loan Bank	9/27/2024	9/14/2029		4.13	15,000,000	15,392,700	15,332,701	15,168,180
Federal Agencies	3130ATHX8	Federal Home Loan Bank	10/29/2024	9/14/2029		4.13	15,000,000	15,048,300	15,041,656	15,168,180
Federal Agencies	3130ATHX8	Federal Home Loan Bank	10/29/2024	9/14/2029		4.13	15,000,000	15,043,200	15,037,257	15,168,180
Federal Agencies	3130ATHX8	Federal Home Loan Bank	10/29/2024	9/14/2029		4.13	25,590,000	25,663,699	25,653,561	25,876,915
Federal Agencies	3130B2TG0	Federal Home Loan Bank	9/24/2024	9/24/2029		4.38	25,000,000	25,000,000	25,000,000	24,780,500
Federal Agencies	3130B2TG0	Federal Home Loan Bank	9/24/2024	9/24/2029		4.38	25,000,000	25,000,000	25,000,000	24,780,500
Federal Agencies	3130B2TG0	Federal Home Loan Bank	9/24/2024	9/24/2029		4.38	65,000,000	65,000,000	65,000,000	64,429,300
Federal Agencies	3133ETKN6	Federal Farm Credit Bank	6/9/2025	10/9/2029		4.00	10,000,000	9,987,500	9,987,674	10,072,300
Federal Agencies	3133ETKN6	Federal Farm Credit Bank	6/9/2025	10/9/2029		4.00	15,000,000	14,981,250	14,981,511	15,108,450
Federal Agencies	3136GAFL8	Fannie Mae	4/15/2025	10/15/2029		4.71	25,000,000	25,000,000	25,000,000	25,011,500
Federal Agencies	3136GAFL8	Fannie Mae	4/15/2025	10/15/2029		4.71	25,000,000	25,000,000	25,000,000	25,011,500
Federal Agencies	3136GAFL8	Fannie Mae	4/15/2025	10/15/2029		4.71	25,000,000	25,000,000	25,000,000	25,011,500
Federal Agencies	3136GAFL8	Fannie Mae	4/15/2025	10/15/2029		4.71	25,000,000	25,000,000	25,000,000	25,011,500
Federal Agencies	3136GAFL8	Fannie Mae	4/15/2025	10/15/2029		4.71	50,000,000	50,000,000	50,000,000	50,023,000
Federal Agencies	3133ETJV0	Federal Farm Credit Bank	5/30/2025	11/30/2029		4.00	15,000,000	14,945,400	14,946,462	15,093,750
Federal Agencies	3133ETJV0	Federal Farm Credit Bank	5/30/2025	11/30/2029		4.00	23,000,000	22,922,030	22,923,547	23,143,750
Federal Agencies	3136GA3N7	Fannie Mae	12/27/2024	12/27/2029		5.05	20,000,000	20,000,000	20,000,000	20,000,600

Investment Inventory

Pooled Fund

Type of Investment	CUSIP	Issuer Name	Settle Date	Maturity		Coupon	Par Value	Original Cost	Amortized	
				Date	Date				Book Value	Market Value
Federal Agencies	3136GA3N7	Fannie Mae	12/27/2024	12/27/2029		5.05	20,000,000	20,000,000	20,000,000	20,000,600
Federal Agencies	3136GA3N7	Fannie Mae	12/27/2024	12/27/2029		5.05	20,000,000	20,000,000	20,000,000	20,000,600
Federal Agencies	3136GA3N7	Fannie Mae	12/27/2024	12/27/2029		5.05	62,000,000	62,000,000	62,000,000	62,001,860
Federal Agencies	3133ER4H1	Federal Farm Credit Bank	3/25/2025	1/18/2030		4.50	12,815,000	13,022,219	13,010,680	13,115,896
Federal Agencies	3133ER4H1	Federal Farm Credit Bank	3/25/2025	1/18/2030		4.50	18,000,000	18,289,620	18,273,493	18,422,640
Federal Agencies	3133ETME4	Federal Farm Credit Bank	6/23/2025	1/23/2030		4.00	5,000,000	4,989,550	4,989,600	5,029,100
Federal Agencies	3133ETME4	Federal Farm Credit Bank	6/23/2025	1/23/2030		4.00	14,450,000	14,418,788	14,418,937	14,534,099
Federal Agencies	3133ETME4	Federal Farm Credit Bank	6/23/2025	1/23/2030		4.00	25,000,000	24,946,000	24,946,258	25,145,500
Federal Agencies	3133ER7L9	Federal Farm Credit Bank	4/10/2025	3/18/2030		4.00	8,695,000	8,671,610	8,672,674	8,719,694
Federal Agencies	3133ETBF3	Federal Farm Credit Bank	4/9/2025	4/1/2030		4.00	15,000,000	14,993,700	14,993,988	15,085,950
Federal Agencies	3133ETBF3	Federal Farm Credit Bank	4/9/2025	4/1/2030		4.00	32,260,000	32,243,870	32,244,606	32,444,850
Federal Agencies	3133ETBF3	Federal Farm Credit Bank	4/10/2025	4/1/2030		4.00	43,020,000	42,904,276	42,909,499	43,266,505
Federal Agencies	3133ETBF3	Federal Farm Credit Bank	4/9/2025	4/1/2030		4.00	46,750,000	46,732,703	46,733,492	47,017,878
Federal Agencies	3133ETBF3	Federal Farm Credit Bank	4/15/2025	4/1/2030		4.00	50,000,000	49,527,500	49,547,579	50,286,500
Federal Agencies	3133ETKQ9	Federal Farm Credit Bank	6/10/2025	6/10/2030		4.00	10,000,000	9,974,000	9,974,299	10,062,700
Federal Agencies	3133ETKQ9	Federal Farm Credit Bank	6/10/2025	6/10/2030		4.00	20,000,000	19,945,000	19,945,633	20,125,400
Federal Agencies	3133ETKQ9	Federal Farm Credit Bank	6/23/2025	6/10/2030		4.00	25,000,000	24,965,000	24,965,154	25,156,750
Federal Agencies	3130AWGS3	Federal Home Loan Bank	6/23/2025	6/14/2030		4.13	16,000,000	16,063,200	16,062,922	16,158,720
Subtotals						3.77	\$ 6,602,845,000	\$ 6,592,581,705	\$ 6,598,650,024	\$ 6,594,042,633
Public Time Deposits	PPGR8L735	Bank of San Francisco	4/7/2025	7/7/2025		4.33	\$ 10,000,000	\$ 10,000,000	\$ 10,000,000	\$ 10,000,000
Public Time Deposits	PPGR18NT6	Bridge Bank NA	1/13/2025	7/14/2025		4.30	10,000,000	10,000,000	10,000,000	10,000,000
Public Time Deposits	PPGQE6C86	Five Star Bank	5/21/2025	11/17/2025		4.29	20,000,000	20,000,000	20,000,000	20,000,000
Public Time Deposits	PPGUALS16	Bank of San Francisco	6/11/2025	12/8/2025		4.31	10,000,000	10,000,000	10,000,000	10,000,000
Public Time Deposits	PPGQEWEX2	Bridge Bank NA	6/16/2025	12/15/2025		4.34	10,000,000	10,000,000	10,000,000	10,000,000
Subtotals						4.31	\$ 60,000,000	\$ 60,000,000	\$ 60,000,000	\$ 60,000,000
Negotiable CDs	78015JVF1	Royal Bank of Canada/NY	8/15/2024	7/1/2025		4.61	\$ 50,000,000	\$ 50,000,000	\$ 50,000,000	\$ 50,000,500
Negotiable CDs	89115DQB5	Toronto Dominion Bank/NY	2/10/2025	7/1/2025		4.45	35,000,000	35,000,000	35,000,000	35,000,008
Negotiable CDs	06367DN84	Bank of Montreal/CHI	12/3/2024	7/2/2025		4.58	50,000,000	50,000,000	50,000,000	50,001,000
Negotiable CDs	13606DCT7	Canadian Imperial Bank/NY	12/3/2024	7/2/2025		4.58	50,000,000	50,000,000	50,000,000	50,002,000
Negotiable CDs	89115DQF6	Toronto Dominion Bank/NY	2/10/2025	7/3/2025		4.45	20,000,000	20,000,000	20,000,000	20,000,200
Negotiable CDs	78015JAG2	Royal Bank of Canada/NY	12/12/2024	7/14/2025		4.43	72,000,000	72,000,000	72,000,000	71,999,280
Negotiable CDs	78015JTB3	Royal Bank of Canada/NY	7/16/2024	7/14/2025		5.09	50,000,000	50,000,000	50,000,000	50,012,500
Negotiable CDs	13606DDU3	Canadian Imperial Bank/NY	12/13/2024	7/23/2025		4.50	75,000,000	75,000,000	75,000,000	75,001,500
Negotiable CDs	78015J2U0	Royal Bank of Canada/NY	11/14/2024	7/28/2025		4.53	115,000,000	115,000,000	115,000,000	115,003,450
Negotiable CDs	06367DNQ4	Bank of Montreal/CHI	1/7/2025	7/30/2025		4.45	50,000,000	50,000,000	50,000,000	49,999,500
Negotiable CDs	06367DMU6	Bank of Montreal/CHI	11/15/2024	8/11/2025		4.59	65,000,000	65,000,000	65,000,000	65,007,150
Negotiable CDs	78015JC47	Royal Bank of Canada/NY	1/6/2025	8/11/2025		4.41	66,000,000	66,000,000	66,000,000	65,995,380
Negotiable CDs	89115DWB8	Toronto Dominion Bank/NY	3/21/2025	9/5/2025		4.36	50,000,000	50,000,000	50,000,000	49,991,500
Negotiable CDs	78015J2Y2	Royal Bank of Canada/NY	11/15/2024	9/8/2025		4.55	65,000,000	65,000,000	65,000,000	65,005,850
Negotiable CDs	89115DWF9	Toronto Dominion Bank/NY	3/21/2025	9/10/2025		4.36	50,000,000	50,000,000	50,000,000	49,991,000
Negotiable CDs	06367DN92	Bank of Montreal/CHI	12/4/2024	9/22/2025		4.53	50,000,000	50,000,000	50,000,000	49,998,000
Negotiable CDs	13606DCV2	Canadian Imperial Bank/NY	12/4/2024	9/22/2025		4.53	75,000,000	75,000,000	75,000,000	74,999,250
Negotiable CDs	13606DFF4	Canadian Imperial Bank/NY	2/5/2025	9/24/2025		4.42	110,000,000	110,000,000	110,000,000	109,976,900
Negotiable CDs	06367DMX0	Bank of Montreal/CHI	11/19/2024	10/24/2025		4.57	50,000,000	50,000,000	50,000,000	49,998,000
Negotiable CDs	06367DPW9	Bank of Montreal/CHI	3/21/2025	10/24/2025		4.35	50,000,000	50,000,000	50,000,000	49,973,500
Negotiable CDs	13606DCE0	Canadian Imperial Bank/NY	11/20/2024	10/24/2025		4.55	50,000,000	50,000,000	50,000,000	49,996,500
Negotiable CDs	89115DPK6	Toronto Dominion Bank/NY	2/7/2025	10/24/2025		4.49	100,000,000	100,000,000	100,000,000	99,995,000
Negotiable CDs	89115DWK8	Toronto Dominion Bank/NY	3/21/2025	11/5/2025		4.35	50,000,000	50,000,000	50,000,000	49,977,500
Negotiable CDs	78015J3U9	Royal Bank of Canada/NY	11/20/2024	11/19/2025		4.56	50,000,000	50,000,000	50,000,000	50,021,000
Negotiable CDs	78015J3L9	Royal Bank of Canada/NY	11/20/2024	11/20/2025		4.51	60,000,000	60,000,000	60,000,000	60,013,800

Investment Inventory

Pooled Fund

Type of Investment	CUSIP	Issuer Name	Settle Date	Maturity		Coupon	Par Value	Original Cost	Amortized	
				Date					Book Value	Market Value
Negotiable CDs	96130AZR2	Westpac Banking Corp/NY	4/14/2025	12/3/2025		4.35	100,000,000	100,000,000	100,000,000	99,963,000
Negotiable CDs	13606DHE5	Canadian Imperial Bank/NY	3/31/2025	12/15/2025		4.34	75,000,000	75,000,000	75,000,000	74,983,500
Negotiable CDs	89115DXB7	Toronto Dominion Bank/NY	3/31/2025	12/15/2025		4.34	60,000,000	60,000,000	60,000,000	59,979,000
Negotiable CDs	89115DXF8	Toronto Dominion Bank/NY	3/31/2025	12/29/2025		4.34	65,000,000	65,000,000	65,000,000	64,983,100
Negotiable CDs	06367DQK4	Bank of Montreal/CHI	5/7/2025	1/12/2026		4.32	50,000,000	50,000,000	50,000,000	49,982,500
Negotiable CDs	89115DQT6	Toronto Dominion Bank/NY	2/13/2025	1/12/2026		4.54	100,000,000	100,000,000	100,000,000	100,072,000
Negotiable CDs	13606DKH4	Canadian Imperial Bank/NY	5/6/2025	1/20/2026		4.33	60,000,000	60,000,000	60,000,000	60,001,200
Negotiable CDs	13606DGY2	Canadian Imperial Bank/NY	3/25/2025	1/22/2026		4.36	60,000,000	60,000,000	60,000,000	59,996,400
Negotiable CDs	13606DGZ9	Canadian Imperial Bank/NY	3/25/2025	1/28/2026		4.36	80,000,000	80,000,000	80,000,000	79,998,400
Negotiable CDs	89115DWT9	Toronto Dominion Bank/NY	3/25/2025	1/28/2026		4.36	50,000,000	50,000,000	50,000,000	49,991,500
Negotiable CDs	06367DQ32	Bank of Montreal/CHI	3/31/2025	2/9/2026		4.33	75,000,000	75,000,000	75,000,000	74,994,000
Negotiable CDs	13606DHF2	Canadian Imperial Bank/NY	3/31/2025	2/9/2026		4.33	50,000,000	50,000,000	50,000,000	50,000,500
Negotiable CDs	06367DQP3	Bank of Montreal/CHI	5/14/2025	2/11/2026		4.43	70,000,000	70,000,000	70,000,000	70,022,400
Negotiable CDs	78015JG84	Royal Bank of Canada/NY	5/16/2025	2/23/2026		4.33	60,000,000	60,000,000	60,000,000	60,011,400
Negotiable CDs	78015JGQ4	Royal Bank of Canada/NY	5/29/2025	3/6/2026		4.38	50,000,000	50,000,000	50,000,000	50,033,000
Negotiable CDs	89115DEG7	Toronto Dominion Bank/NY	5/29/2025	3/11/2026		4.41	50,000,000	50,000,000	50,000,000	50,039,000
Negotiable CDs	78015JJ81	Royal Bank of Canada/NY	6/25/2025	3/16/2026		4.29	100,000,000	100,000,000	100,000,000	100,003,000
Negotiable CDs	89115DHC3	Toronto Dominion Bank/NY	6/20/2025	3/16/2026		4.40	60,000,000	60,000,000	60,000,000	60,050,400
Negotiable CDs	96130AA24	Westpac Banking Corp/NY	5/20/2025	3/16/2026		4.35	100,000,000	100,000,000	100,000,000	100,038,000
Negotiable CDs	96130AA65	Westpac Banking Corp/NY	5/28/2025	3/23/2026		4.38	140,000,000	140,000,000	140,000,000	140,057,400
Negotiable CDs	06367DRH0	Bank of Montreal/CHI	6/25/2025	3/24/2026		4.33	50,000,000	50,000,000	50,000,000	49,983,500
Negotiable CDs	06367DRJ6	Bank of Montreal/CHI	6/25/2025	3/25/2026		4.33	50,000,000	50,000,000	50,000,000	49,983,500
Negotiable CDs	96130AZZ4	Westpac Banking Corp/NY	5/15/2025	5/4/2026		4.35	125,000,000	125,000,000	125,000,000	125,075,000
Negotiable CDs	96130AC22	Westpac Banking Corp/NY	6/20/2025	6/15/2026		4.32	100,000,000	100,000,000	100,000,000	100,118,000
Subtotals						4.43	\$ 3,288,000,000	\$ 3,288,000,000	\$ 3,288,000,000	\$ 3,288,319,968
Commercial Paper	19121AUAF	Coca Cola Company	4/10/2025	7/10/2025		0.00	\$ 50,000,000	\$ 49,452,736	\$ 49,945,875	\$ 49,922,250
Commercial Paper	62479LUF0	MUFG Bank Ltd/NY	3/24/2025	7/15/2025		0.00	15,000,000	14,795,188	14,974,625	14,967,630
Commercial Paper	62479LUG8	MUFG Bank Ltd/NY	4/1/2025	7/16/2025		0.00	20,000,000	19,745,600	19,964,000	19,954,460
Commercial Paper	62479LUJ2	MUFG Bank Ltd/NY	3/24/2025	7/18/2025		0.00	15,000,000	14,789,750	14,969,188	14,962,260
Commercial Paper	62479LV51	MUFG Bank Ltd/NY	4/1/2025	8/5/2025		0.00	25,000,000	24,622,875	24,895,243	24,882,750
Commercial Paper	62479LV51	MUFG Bank Ltd/NY	5/6/2025	8/5/2025		0.00	110,000,000	108,776,556	109,529,444	109,484,100
Commercial Paper	89233GVR4	Toyota Motor Credit	12/2/2024	8/25/2025		0.00	65,000,000	62,867,567	64,559,083	64,538,695
Commercial Paper	89233GW85	Toyota Motor Credit	12/17/2024	9/8/2025		0.00	65,000,000	62,918,646	64,458,062	64,429,300
Commercial Paper	03785DWF9	Apple	4/28/2025	9/15/2025		0.00	10,000,000	9,836,667	9,911,333	9,904,370
Commercial Paper	62479LWF8	MUFG Bank Ltd/NY	4/1/2025	9/15/2025		0.00	20,000,000	19,604,767	19,820,133	19,806,080
Commercial Paper	62479LWP6	MUFG Bank Ltd/NY	4/1/2025	9/23/2025		0.00	35,000,000	34,275,208	34,652,100	34,627,530
Commercial Paper	62479LX67	MUFG Bank Ltd/NY	4/1/2025	10/6/2025		0.00	25,000,000	24,445,139	24,713,715	24,695,200
Commercial Paper	89233GX84	Toyota Motor Credit	1/27/2025	10/8/2025		0.00	60,000,000	58,179,667	59,290,500	59,259,660
Commercial Paper	62479LXF7	MUFG Bank Ltd/NY	4/1/2025	10/15/2025		0.00	11,000,000	10,744,776	10,862,671	10,854,096
Commercial Paper	62479LXL4	MUFG Bank Ltd/NY	4/1/2025	10/20/2025		0.00	15,000,000	14,643,133	14,803,900	14,792,130
Commercial Paper	62479LXN0	MUFG Bank Ltd/NY	4/1/2025	10/22/2025		0.00	55,000,000	53,678,533	54,268,011	54,224,720
Commercial Paper	89233GXP6	Toyota Motor Credit	2/12/2025	10/23/2025		0.00	75,000,000	72,665,021	73,947,875	73,944,750
Commercial Paper	89233GXQ4	Toyota Motor Credit	1/29/2025	10/24/2025		0.00	50,000,000	48,388,278	49,308,403	49,290,750
Commercial Paper	62479LY33	MUFG Bank Ltd/NY	4/28/2025	11/3/2025		0.00	10,000,000	9,772,150	9,849,306	9,844,710
Commercial Paper	62479LY74	MUFG Bank Ltd/NY	4/28/2025	11/7/2025		0.00	11,000,000	10,744,650	10,829,326	10,823,912
Commercial Paper	62479LYH2	MUFG Bank Ltd/NY	4/28/2025	11/17/2025		0.00	38,000,000	37,076,463	37,367,627	37,346,286
Commercial Paper	62479LYM1	MUFG Bank Ltd/NY	4/28/2025	11/21/2025		0.00	26,000,000	25,355,655	25,554,873	25,540,320
Commercial Paper	62479LYS8	MUFG Bank Ltd/NY	4/28/2025	11/26/2025		0.00	15,000,000	14,620,167	14,734,833	14,726,040

Investment Inventory

Pooled Fund

Type of Investment	CUSIP	Issuer Name	Settle Date	Maturity Date	Coupon	Par Value	Original Cost	Amortized Book Value	Market Value
Commercial Paper	89233GZ17	Toyota Motor Credit	3/24/2025	12/1/2025	0.00	125,000,000	121,333,750	122,774,063	122,686,500
Commercial Paper	89116EZ55	Toronto Dominion Bank	5/7/2025	12/5/2025	0.00	11,000,000	10,724,694	10,796,118	10,788,811
Commercial Paper	89116EZ3	Toronto Dominion Bank	5/7/2025	12/15/2025	0.00	25,000,000	24,346,333	24,508,278	24,493,100
Commercial Paper	89233GZF6	Toyota Motor Credit	3/25/2025	12/15/2025	0.00	75,000,000	72,692,292	73,545,708	73,494,375
Commercial Paper	89116EZP1	Toronto Dominion Bank	5/7/2025	12/23/2025	0.00	40,000,000	38,924,111	39,181,389	39,154,880
Commercial Paper	62479MB69	MUFG Bank Ltd/NY	5/13/2025	2/6/2026	0.00	25,000,000	24,198,604	24,344,583	24,342,625
Commercial Paper	62479MC92	MUFG Bank Ltd/NY	6/18/2025	3/9/2026	0.00	130,000,000	125,891,133	126,093,464	126,140,690
Subtotals					0.00	\$ 1,252,000,000	\$ 1,220,110,108	\$ 1,234,453,730	\$ 1,233,922,980
Medium Term Notes	594918BJ2	Microsoft	9/26/2024	11/3/2025	3.13	\$ 11,749,000	\$ 11,650,191	\$ 11,718,352	\$ 11,698,362
Medium Term Notes	91324PFF4	United Health	7/25/2024	7/15/2026	4.75	15,000,000	14,974,800	14,986,735	15,046,800
Medium Term Notes	594918CN2	Microsoft	7/9/2024	9/15/2026	3.40	6,452,000	6,270,957	6,351,950	6,408,707
Medium Term Notes	594918CN2	Microsoft	7/9/2024	9/15/2026	3.40	13,009,000	12,645,919	12,808,350	12,921,710
Medium Term Notes	14913UAN0	Caterpillar	9/18/2024	10/16/2026	4.45	18,385,000	18,600,288	18,519,058	18,469,387
Medium Term Notes	89236TMY8	Toyota Motors	1/9/2025	1/8/2027	4.60	40,000,000	39,978,000	39,983,221	40,226,400
Medium Term Notes	037833CJ7	Apple	9/18/2024	2/9/2027	3.35	50,000,000	49,586,000	49,721,474	49,456,500
Medium Term Notes	24422EXV6	John Deere	9/6/2024	7/15/2027	4.20	10,000,000	9,998,600	9,999,000	10,015,000
Medium Term Notes	24422EYD5	John Deere	6/5/2025	6/5/2028	4.25	25,000,000	24,977,750	24,978,278	25,131,750
Subtotals					0.31	\$ 189,595,000	\$ 188,682,505	\$ 189,066,418	\$ 189,374,616
Money Market Funds	09248U718	BlackRock Liquidity Funds T-Fund	6/30/2025	7/1/2025	4.22	\$ 14,318,705	\$ 14,318,705	\$ 14,318,705	\$ 14,318,705
Money Market Funds	31607A703	Fidelity Govt Portfolio	6/30/2025	7/1/2025	4.29	885,999,975	885,999,975	885,999,975	885,999,975
Money Market Funds	608919718	Federated Hermes Govt Obligations Fd	6/30/2025	7/1/2025	4.27	500,862,525	500,862,525	500,862,525	500,862,525
Money Market Funds	262006208	Dreyfus Government Cash Management	6/30/2025	7/1/2025	4.23	14,895,474	14,895,474	14,895,474	14,895,474
Money Market Funds	85749T517	State Street Institutional U.S. Govt MMF	6/30/2025	7/1/2025	4.24	807,449,954	807,449,954	807,449,954	807,449,954
Money Market Funds	61747C319	Morgan Stanley Institutional Liquidity Fd	6/30/2025	7/1/2025	4.25	193,460,339	193,460,339	193,460,339	193,460,339
Subtotals					4.26	\$ 2,416,986,972	\$ 2,416,986,972	\$ 2,416,986,972	\$ 2,416,986,972
Supranational	4581X0DN5	Inter-American Development Bank	11/1/2021	7/15/2025	0.63	\$ 28,900,000	\$ 28,519,098	\$ 28,896,056	\$ 28,854,049
Supranational	45950VRU2	International Finance Corp	1/26/2023	1/26/2026	4.02	100,000,000	100,000,000	100,000,000	99,760,000
Supranational	45818WDG8	Inter-American Development Bank	8/25/2021	2/27/2026	0.82	19,500,000	19,556,907	19,508,327	19,090,110
Supranational	459058KJ1	Int'l Bank for Recon and Dev	7/17/2024	6/15/2027	3.13	12,323,000	11,934,333	12,061,938	12,157,502
Supranational	4581X0EN4	Inter-American Development Bank	4/9/2024	2/15/2029	4.13	25,000,000	24,630,000	24,723,491	25,245,500
Supranational	4581X0EN4	Inter-American Development Bank	7/17/2024	2/15/2029	4.13	50,000,000	49,827,000	49,863,068	50,491,000
Subtotals					3.33	\$ 235,723,000	\$ 234,467,338	\$ 235,052,880	\$ 235,598,161
Secured Bank Deposit	0660P0999	Bank of America TTX INV Deposit Acct	6/30/2025	7/1/2025	4.35	\$ 358,432,719	\$ 358,432,719	\$ 358,432,719	\$ 358,432,719
Subtotals					4.35	\$ 358,432,719	\$ 358,432,719	\$ 358,432,719	\$ 358,432,719
Grand Totals					3.42	\$ 18,315,582,690	\$ 18,243,678,080	\$ 18,281,163,067	\$ 18,261,366,830

Monthly Investment Earnings

Pooled Fund

For month ended June 30, 2025

Type of Investment	CUSIP	Issuer Name	Par Value	Accured Interest Earned	(Amortization) / Accretion	Realized Gain/(Loss)	Total Earnings
U.S. Treasuries	91282CBC4	T 0.375 12/31/2025	\$ 50,000,000	15,530	9,236		\$ 24,766
U.S. Treasuries	91282CAT8	T 0.250 10/31/2025	50,000,000	10,190	12,308		22,499
U.S. Treasuries	91282CBC4	T 0.375 12/31/2025	50,000,000	15,530	12,355		27,885
U.S. Treasuries	91282CAT8	T 0.250 10/31/2025	50,000,000	10,190	16,230		26,420
U.S. Treasuries	91282CAT8	T 0.250 10/31/2025	50,000,000	10,190	16,766		26,956
U.S. Treasuries	912828ZW3	T 0.250 06/30/2025		10,014	15,823		25,837
U.S. Treasuries	912828ZW3	T 0.250 06/30/2025		10,014	17,633		27,647
U.S. Treasuries	91282CAM3	T 0.250 09/30/2025	50,000,000	10,246	16,678		26,924
U.S. Treasuries	912828ZW3	T 0.250 06/30/2025		10,014	13,804		23,818
U.S. Treasuries	912828ZW3	T 0.250 06/30/2025		10,014	15,690		25,704
U.S. Treasuries	912828ZW3	T 0.250 06/30/2025		10,014	14,386		24,400
U.S. Treasuries	91282CBW0	T 0.750 04/30/2026	50,000,000	30,571	5,737		36,307
U.S. Treasuries	91282CBW0	T 0.750 04/30/2026	50,000,000	30,571	4,586		35,157
U.S. Treasuries	91282CCJ8	T 0.875 06/30/2026	50,000,000	36,237	1,124		37,362
U.S. Treasuries	912828ZW3	T 0.250 06/30/2025		10,014	13,799		23,812
U.S. Treasuries	91282CCJ8	T 0.875 06/30/2026	50,000,000	36,237	(1,164)		35,073
U.S. Treasuries	91282CCJ8	T 0.875 06/30/2026	50,000,000	36,237	(5,749)		30,488
U.S. Treasuries	91282CCJ8	T 0.875 06/30/2026	50,000,000	36,237	(5,457)		30,781
U.S. Treasuries	912828R36	T 1.625 05/15/2026	50,000,000	66,236	(37,617)		28,619
U.S. Treasuries	91282CAM3	T 0.250 09/30/2025	50,000,000	10,246	14,121		24,367
U.S. Treasuries	912828ZW3	T 0.250 06/30/2025		10,014	10,175		20,189
U.S. Treasuries	91282CAB7	T 0.250 07/31/2025	50,000,000	10,359	11,147		21,506
U.S. Treasuries	912828ZW3	T 0.250 06/30/2025		10,014	12,092		22,106
U.S. Treasuries	91282CCJ8	T 0.875 06/30/2026	50,000,000	36,237	(6,812)		29,425
U.S. Treasuries	91282CAB7	T 0.250 07/31/2025	50,000,000	10,359	13,128		23,487
U.S. Treasuries	91282CCJ8	T 0.875 06/30/2026	50,000,000	36,237	(4,038)		32,200
U.S. Treasuries	912828R36	T 1.625 05/15/2026	50,000,000	66,236	(32,938)		33,299
U.S. Treasuries	91282CCJ8	T 0.875 06/30/2026	50,000,000	36,237	1,078		37,315
U.S. Treasuries	91282CCW9	T 0.750 08/31/2026	50,000,000	30,571	9,190		39,761
U.S. Treasuries	91282CCZ2	T 0.875 09/30/2026	50,000,000	35,861	5,125		40,985
U.S. Treasuries	91282CCZ2	T 0.875 09/30/2026	50,000,000	35,861	5,415		41,275
U.S. Treasuries	91282CCJ8	T 0.875 06/30/2026	50,000,000	36,237	7,086		43,323
U.S. Treasuries	91282CCZ2	T 0.875 09/30/2026	50,000,000	35,861	11,317		47,177
U.S. Treasuries	91282CDK4	T 1.250 11/30/2026	50,000,000	51,230	(1,189)		50,040
U.S. Treasuries	91282CDK4	T 1.250 11/30/2026	50,000,000	51,230	(1,933)		49,297
U.S. Treasuries	912828ZW3	T 0.250 06/30/2025		10,014	30,562		40,576
U.S. Treasuries	91282CCJ8	T 0.875 06/30/2026	50,000,000	36,237	17,814		54,051
U.S. Treasuries	91282CDQ1	T 1.250 12/31/2026	50,000,000	51,767	49,929		101,697
U.S. Treasuries	91282CDK4	T 1.250 11/30/2026	50,000,000	51,230	51,351		102,581
U.S. Treasuries	91282CEF4	T 2.500 03/31/2027	25,000,000	51,230	3,992		55,222
U.S. Treasuries	91282CFK2	T 3.500 09/15/2025	50,000,000	142,663	28,806		171,469
U.S. Treasuries	91282CHX2	T 4.375 08/31/2028	50,000,000	178,329	(2,005)		176,324
U.S. Treasuries	91282CHK0	T 4.000 06/30/2028	50,000,000	165,656	465		166,121
U.S. Treasuries	91282CHK0	T 4.000 06/30/2028	50,000,000	165,656	1,334		166,990
U.S. Treasuries	91282CHK0	T 4.000 06/30/2028	50,000,000	165,656	1,767		167,423
U.S. Treasuries	91282CHL8	T 4.625 06/30/2025		185,256	1,333		186,588
U.S. Treasuries	91282CHK0	T 4.000 06/30/2028	50,000,000	165,656	6,020		171,676
U.S. Treasuries	91282CHK0	T 4.000 06/30/2028	50,000,000	165,656	13,271		178,927
U.S. Treasuries	91282CEW7	T 3.250 06/30/2027	50,000,000	134,595	45,072		179,667
U.S. Treasuries	91282CEW7	T 3.250 06/30/2027	50,000,000	134,595	47,846		182,441
U.S. Treasuries	91282CKD2	T 4.250 02/28/2029	50,000,000	173,234	3,803		177,037
U.S. Treasuries	9128284N7	T 2.875 05/15/2028	65,000,000	152,344	78,512		230,856
U.S. Treasuries	9128286B1	T 2.625 02/15/2029	50,000,000	108,771	72,655		181,426
U.S. Treasuries	91282CHK0	T 4.000 06/30/2028	50,000,000	165,656	21,084		186,740

Monthly Investment Earnings

Pooled Fund

Type of Investment	CUSIP	Issuer Name	Par Value	Accrued Interest Earned	(Amortization) / Accretion	Realized Gain/(Loss)	Total Earnings
U.S. Treasuries	91282CKV2	T 4.625 06/15/2027	50,000,000	190,035	(5,513)		184,522
U.S. Treasuries	91282CKV2	T 4.625 06/15/2027	50,000,000	190,035	(8,206)		181,829
U.S. Treasuries	91282CEW7	T 3.250 06/30/2027	50,000,000	134,595	9,426		144,022
U.S. Treasuries	91282CFJ5	T 3.125 08/31/2029	50,000,000	127,378	16,028		143,405
U.S. Treasuries	91282CLC3	T 4.000 07/31/2029	50,000,000	165,746	(17,804)		147,942
U.S. Treasuries	91282CLL3	T 3.375 09/15/2027	50,000,000	137,568	5,973		143,541
U.S. Treasuries	91282CFJ5	T 3.125 08/31/2029	65,000,000	165,591	22,346		187,937
U.S. Treasuries	91282CLC3	T 4.000 07/31/2029	65,000,000	215,470	(9,619)		205,851
U.S. Treasuries	91282CJW2	T 4.000 01/31/2029	65,000,000	215,470	(5,075)		210,395
U.S. Treasuries	91282CKV2	T 4.625 06/15/2027	50,000,000	190,035	(27,742)		162,293
U.S. Treasuries	91282CKT7	T 4.500 05/31/2029	50,000,000	184,426	(18,544)		165,883
U.S. Treasuries	91282CLC3	T 4.000 07/31/2029	50,000,000	165,746	1,918		167,664
U.S. Treasuries	91282CKP5	T 4.625 04/30/2029	50,000,000	188,519	(21,320)		167,199
U.S. Treasuries	91282CLR0	T 4.125 10/31/2029	50,000,000	168,139	6,474		174,613
U.S. Treasuries	91282CMB4	T 4.000 12/15/2027	50,000,000	164,355	7,713		172,067
U.S. Treasuries	91282CMB4	T 4.000 12/15/2027	50,000,000	164,355	7,873		172,228
U.S. Treasuries	91282CKP5	T 4.625 04/30/2029	51,000,000	192,289	(8,447)		183,843
U.S. Treasuries	912797PR2	B 0.000 06/10/2025			52,563		52,563
U.S. Treasuries	912797PL5	B 0.000 06/03/2025			11,697		11,697
U.S. Treasuries	91282CLX7	T 4.125 11/15/2027	61,000,000	205,129	9,166		214,296
U.S. Treasuries	91282CGQ8	T 4.000 02/28/2030	50,000,000	163,043	1,215		164,258
U.S. Treasuries	912797PE1	B 0.000 07/17/2025	100,000,000		352,083		352,083
U.S. Treasuries	912797PF8	B 0.000 07/24/2025	100,000,000		352,083		352,083
U.S. Treasuries	912797QM2	B 0.000 09/02/2025	100,000,000		349,167		349,167
U.S. Treasuries	912797NV5	B 0.000 06/20/2025			223,514		223,514
U.S. Treasuries	91282CJW2	T 4.000 01/31/2029	60,000,000	198,895	1,604		200,499
U.S. Treasuries	91282CKD2	T 4.250 02/28/2029	75,000,000	259,851	(12,293)		247,557
U.S. Treasuries	91282CHX2	T 4.375 08/31/2028	50,000,000	178,329	(13,712)		164,616
U.S. Treasuries	91282CND9	T 3.750 05/15/2028	70,000,000	213,995	14,071		228,066
U.S. Treasuries	91282CKV2	T 4.625 06/15/2027	50,000,000	190,035	(23,792)		166,244
U.S. Treasuries	91282CMZ1	T 3.875 04/30/2030	50,000,000	157,948	8,835		166,783
U.S. Treasuries	91282CFT3	T 4.000 10/31/2029	60,000,000	195,652	218		195,870
Subtotals			\$ 3,912,000,000	\$ 8,033,902	\$ 1,944,643	\$ -	\$ 9,978,545
Federal Agencies	3135G05X7	FNMA 0.375 08/25/2025	\$ 72,500,000	\$ 22,656	\$ 11,656	\$	34,313
Federal Agencies	3137EAEX3	FHLMC 0.375 09/23/2025	22,600,000	7,063	5,492		12,555
Federal Agencies	3135G05X7	FNMA 0.375 08/25/2025	25,000,000	7,813	5,794		13,606
Federal Agencies	3130AN4A5	FHLB 0.700 06/30/2025		9,970	(1,093)		8,876
Federal Agencies	3130ANMP2	FHLB 1.070 07/27/2026	25,000,000	22,292			22,292
Federal Agencies	3130ANMP2	FHLB 1.070 07/27/2026	25,000,000	22,292			22,292
Federal Agencies	3130ANMP2	FHLB 1.070 07/27/2026	25,000,000	22,292			22,292
Federal Agencies	3130ANMP2	FHLB 1.070 07/27/2026	25,000,000	22,292			22,292
Federal Agencies	3133EMZ21	FFCB 0.690 04/06/2026	15,500,000	8,913	738		9,651
Federal Agencies	3130ANNM8	FHLB 1.050 07/13/2026	25,000,000	21,875			21,875
Federal Agencies	3130ANNM8	FHLB 1.050 07/13/2026	25,000,000	21,875			21,875
Federal Agencies	3130ANNM8	FHLB 1.050 07/13/2026	25,000,000	21,875			21,875
Federal Agencies	3130ANNM8	FHLB 1.050 07/13/2026	25,000,000	21,875			21,875
Federal Agencies	3130ANTG5	FHLB 1.050 08/10/2026	25,000,000	21,875			21,875
Federal Agencies	3130ANTG5	FHLB 1.050 08/10/2026	25,000,000	21,875			21,875
Federal Agencies	3130ANTG5	FHLB 1.050 08/10/2026	25,000,000	21,875			21,875
Federal Agencies	3130AP6T7	FHLB 1.075 09/03/2026	25,000,000	22,396			22,396
Federal Agencies	3130AP6T7	FHLB 1.075 09/03/2026	25,000,000	22,396			22,396
Federal Agencies	3130AP6T7	FHLB 1.075 09/03/2026	25,000,000	22,396			22,396
Federal Agencies	3130AP6T7	FHLB 1.075 09/03/2026	25,000,000	22,396			22,396

Monthly Investment Earnings

Pooled Fund

Type of Investment	CUSIP	Issuer Name	Par Value	Accrued Interest Earned	(Amortization) / Accretion	Realized Gain/(Loss)	Total Earnings
Federal Agencies	3130A8ZQ9	FHLB 1.750 09/12/2025	10,295,000	15,014	(5,965)		9,049
Federal Agencies	3133ENEG1	FFCB 1.050 11/17/2025	55,000,000	48,125	1,581		49,706
Federal Agencies	3133ENEG1	FFCB 1.050 11/17/2025	39,675,000	34,716	1,084		35,799
Federal Agencies	3130APPR0	FHLB 1.430 10/19/2026	25,000,000	29,792			29,792
Federal Agencies	3130APPR0	FHLB 1.430 10/19/2026	25,000,000	29,792			29,792
Federal Agencies	3130APPR0	FHLB 1.430 10/19/2026	25,000,000	29,792			29,792
Federal Agencies	3130APPR0	FHLB 1.430 10/19/2026	25,000,000	29,792			29,792
Federal Agencies	3130AQ7L1	FHLB 1.605 11/16/2026	25,000,000	33,438			33,438
Federal Agencies	3130AQ7L1	FHLB 1.605 11/16/2026	25,000,000	33,438			33,438
Federal Agencies	3130AQ7L1	FHLB 1.605 11/16/2026	25,000,000	33,438			33,438
Federal Agencies	3130AQ7L1	FHLB 1.605 11/16/2026	25,000,000	33,438			33,438
Federal Agencies	3135G04Z3	FNMA 0.500 06/17/2025		2,222	2,616		4,838
Federal Agencies	3135G04Z3	FNMA 0.500 06/17/2025		1,034	1,223		2,257
Federal Agencies	3133ENHM5	FFCB 1.170 12/16/2025	45,000,000	43,875	943		44,818
Federal Agencies	3133ENHM5	FFCB 1.170 12/16/2025	50,000,000	48,750	1,047		49,797
Federal Agencies	3130AQJ95	FHLB 1.645 12/14/2026	25,000,000	34,271			34,271
Federal Agencies	3130AQJ95	FHLB 1.645 12/14/2026	25,000,000	34,271			34,271
Federal Agencies	3130AQJ95	FHLB 1.645 12/14/2026	25,000,000	34,271			34,271
Federal Agencies	3130AQJ95	FHLB 1.645 12/14/2026	25,000,000	34,271			34,271
Federal Agencies	3130ARB59	FHLB 2.350 03/08/2027	25,000,000	48,958			48,958
Federal Agencies	3130ARB59	FHLB 2.350 03/08/2027	25,000,000	48,958			48,958
Federal Agencies	3130ARB59	FHLB 2.350 03/08/2027	25,000,000	48,958			48,958
Federal Agencies	3130ARB59	FHLB 2.350 03/08/2027	25,000,000	48,958			48,958
Federal Agencies	3133ENRD4	FFCB 1.680 03/10/2027	48,573,000	68,002	18,807		86,810
Federal Agencies	3133ENUD0	FFCB 2.640 04/08/2026	20,000,000	44,000	797		44,797
Federal Agencies	3133ENUD0	FFCB 2.640 04/08/2026	30,000,000	66,000	1,195		67,195
Federal Agencies	3133ENTS9	FFCB 2.600 04/05/2027	24,500,000	53,083	2,022		55,105
Federal Agencies	3133ENTS9	FFCB 2.600 04/05/2027	22,500,000	48,750	1,770		50,520
Federal Agencies	3133ENTS9	FFCB 2.600 04/05/2027	25,000,000	54,167	3,222		57,389
Federal Agencies	3133ENYQ7	FFCB 2.950 06/13/2025		49,167	268		49,435
Federal Agencies	3133ENZK9	FFCB 3.240 06/28/2027	27,865,000	75,236	(3,865)		71,371
Federal Agencies	3130ASGU7	FHLB 3.500 06/11/2027	12,375,000	36,094	(2,984)		33,110
Federal Agencies	3130ASGU7	FHLB 3.500 06/11/2027	10,000,000	29,167	(2,374)		26,792
Federal Agencies	3130ASGU7	FHLB 3.500 06/11/2027	21,725,000	63,365	(4,894)		58,470
Federal Agencies	3130ASG86	FHLB 3.375 06/13/2025		14,288	(1,218)		13,070
Federal Agencies	3130ASG86	FHLB 3.375 06/13/2025		13,433	(692)		12,741
Federal Agencies	3133ENJ35	FFCB 3.320 02/25/2026	35,000,000	96,833	993		97,826
Federal Agencies	3133EN2L3	FFCB 4.125 05/17/2027	21,000,000	72,188	238		72,425
Federal Agencies	3133EN2L3	FFCB 4.125 05/17/2027	5,000,000	17,188	63		17,251
Federal Agencies	3133EN2L3	FFCB 4.125 05/17/2027	4,650,000	15,984	59		16,043
Federal Agencies	3133EN2L3	FFCB 4.125 05/17/2027	25,000,000	85,938	315		86,253
Federal Agencies	3133EN4B3	FFCB 4.250 06/13/2025		21,250	153		21,403
Federal Agencies	3133EN4B3	FFCB 4.250 06/13/2025		21,250	134		21,384
Federal Agencies	3133EN4B3	FFCB 4.250 06/13/2025		21,250	144		21,394
Federal Agencies	3133EN5E6	FFCB 4.000 12/29/2025	15,000,000	50,000	1,240		51,240
Federal Agencies	3133EN5E6	FFCB 4.000 12/29/2025	25,000,000	83,333	2,087		85,420
Federal Agencies	3133EN5E6	FFCB 4.000 12/29/2025	20,000,000	66,667	1,653		68,320
Federal Agencies	3133EN6A3	FFCB 4.000 01/13/2026	30,000,000	100,000	624		100,624
Federal Agencies	3133EN6A3	FFCB 4.000 01/13/2026	20,000,000	66,667	482		67,148
Federal Agencies	3130AUTC8	FHLB 4.010 02/06/2026	21,100,000	70,509	3,145		73,654
Federal Agencies	3133EPBJ3	FFCB 4.375 02/23/2026	50,000,000	182,292	2,245		184,536
Federal Agencies	3133EPBJ3	FFCB 4.375 02/23/2026	25,000,000	91,146	1,273		92,419
Federal Agencies	3133EPBJ3	FFCB 4.375 02/23/2026	28,000,000	102,083	1,257		103,340
Federal Agencies	3133EPBM6	FFCB 4.125 08/23/2027	10,000,000	34,375	475		34,850
Federal Agencies	3133EPDL6	FFCB 4.850 10/01/2025	50,000,000	202,083			202,083

Monthly Investment Earnings

Pooled Fund

Type of Investment	CUSIP	Issuer Name	Par Value	Accrued Interest Earned	(Amortization) / Accretion	Realized Gain/(Loss)	Total Earnings
Federal Agencies	3130ATST5	FHLB 4.375 06/13/2025		14,583	(1,017)		13,566
Federal Agencies	3130ATST5	FHLB 4.375 06/13/2025		14,459	(952)		13,507
Federal Agencies	3130ATST5	FHLB 4.375 06/13/2025		37,188	(1,953)		35,234
Federal Agencies	3130AVWS7	FHLB 3.750 06/12/2026	17,045,000	53,266	1,422		54,688
Federal Agencies	3130ATST5	FHLB 4.375 06/13/2025		4,375	(192)		4,183
Federal Agencies	3130ATST5	FHLB 4.375 06/13/2025		14,583	(565)		14,018
Federal Agencies	3133EPJX4	FFCB 3.625 02/17/2026	30,000,000	90,625	2,815		93,440
Federal Agencies	3133EPJX4	FFCB 3.625 02/17/2026		75,521	2,130		77,651
Federal Agencies	3133EPA2	FFCB 4.000 08/18/2025	26,500,000	88,333	589		88,923
Federal Agencies	3133EPA2	FFCB 4.000 08/18/2025	30,000,000	100,000	667		100,667
Federal Agencies	3133EPA2	FFCB 4.000 08/18/2025	25,000,000	83,333	656		83,989
Federal Agencies	3130AVWS7	FHLB 3.750 06/12/2026	20,000,000	62,500	1,626		64,126
Federal Agencies	3130ATST5	FHLB 4.375 06/13/2025		35,000	(1,258)		33,742
Federal Agencies	3130AWAH3	FHLB 4.000 06/12/2026	15,000,000	50,000	2,728		52,728
Federal Agencies	3130AWAH3	FHLB 4.000 06/12/2026	10,000,000	33,333	1,780		35,114
Federal Agencies	3130AWER7	FHLB 4.625 06/06/2025		16,059	143		16,202
Federal Agencies	3130AWER7	FHLB 4.625 06/06/2025		9,635	86		9,721
Federal Agencies	3130AWER7	FHLB 4.625 06/06/2025		33,403	298		33,700
Federal Agencies	3130AWER7	FHLB 4.625 06/06/2025		6,424	57		6,481
Federal Agencies	3133EPMU6	FFCB 4.250 06/15/2026	30,000,000	106,250	1,330		107,580
Federal Agencies	3133EPMU6	FFCB 4.250 06/15/2026	20,000,000	70,833	843		71,676
Federal Agencies	3133EPMV4	FFCB 4.125 06/15/2027	28,940,000	99,481	576		100,058
Federal Agencies	3133EPMU6	FFCB 4.250 06/15/2026	24,700,000	87,479	1,636		89,115
Federal Agencies	3133EPNG6	FFCB 4.375 06/23/2026	50,000,000	182,292	725		183,017
Federal Agencies	3133EPNG6	FFCB 4.375 06/23/2026	25,000,000	91,146	363		91,509
Federal Agencies	3133EPNG6	FFCB 4.375 06/23/2026	25,000,000	91,146	363		91,509
Federal Agencies	3130AWLZ1	FHLB 4.750 06/12/2026	50,000,000	197,917	4,045		201,962
Federal Agencies	3130AWLY4	FHLB 5.125 06/13/2025		82,256	(1,602)		80,654
Federal Agencies	3130AWLY4	FHLB 5.125 06/13/2025		18,450	(314)		18,136
Federal Agencies	3133EPSK2	FFCB 4.250 08/07/2028	19,500,000	69,063	1,441		70,503
Federal Agencies	3133EPSW6	FFCB 4.500 08/14/2026	50,000,000	187,500	3,148		190,648
Federal Agencies	3133EPUN3	FFCB 4.500 08/28/2028	10,000,000	37,500	343		37,843
Federal Agencies	3133EPUN3	FFCB 4.500 08/28/2028	25,000,000	93,750	928		94,678
Federal Agencies	3133EPUN3	FFCB 4.500 08/28/2028	15,000,000	56,250	611		56,861
Federal Agencies	3133EPUN3	FFCB 4.500 08/28/2028	33,000,000	123,750	1,561		125,311
Federal Agencies	3133EPVP7	FFCB 4.750 07/08/2026	19,000,000	75,208	441		75,649
Federal Agencies	3133EPVP7	FFCB 4.750 07/08/2026	10,000,000	39,583	241		39,824
Federal Agencies	3133EPVP7	FFCB 4.750 07/08/2026	21,000,000	83,125	500		83,625
Federal Agencies	3133EPVY8	FFCB 5.000 09/15/2025	8,230,000	34,292	243		34,535
Federal Agencies	3133EPVY8	FFCB 5.000 09/15/2025	15,000,000	62,500	745		63,245
Federal Agencies	3133EPVY8	FFCB 5.000 09/15/2025	20,000,000	83,333	993		84,327
Federal Agencies	3133EPYW9	FFCB 5.125 10/20/2025	50,000,000	213,542	1,149		214,691
Federal Agencies	3133EPYW9	FFCB 5.125 10/20/2025	25,000,000	106,771	595		107,366
Federal Agencies	3133EPYW9	FFCB 5.125 10/20/2025	35,000,000	149,479	1,135		150,614
Federal Agencies	3130AXCP1	FHLB 4.875 09/11/2026	11,895,000	48,323	2,069		50,392
Federal Agencies	3133EPZA6	FFCB 4.875 10/20/2026	30,000,000	121,875	4,541		126,416
Federal Agencies	3133EPZA6	FFCB 4.875 10/20/2026	14,000,000	56,875	2,602		59,477
Federal Agencies	3133EPYW9	FFCB 5.125 10/20/2025	24,000,000	102,500	3,142		105,642
Federal Agencies	3133EPZY4	FFCB 5.000 07/30/2026	25,000,000	104,167	1,890		106,057
Federal Agencies	3133EPZY4	FFCB 5.000 07/30/2026	3,000,000	12,500	241		12,741
Federal Agencies	3133EPZY4	FFCB 5.000 07/30/2026	9,615,000	40,063	773		40,835
Federal Agencies	3133EPZY4	FFCB 5.000 07/30/2026	16,000,000	66,667	1,286		67,953
Federal Agencies	3130AXB31	FHLB 4.875 03/13/2026	10,000,000	40,625	1,604		42,229
Federal Agencies	3130AXB31	FHLB 4.875 03/13/2026	10,000,000	40,625	1,716		42,341
Federal Agencies	3130AXB31	FHLB 4.875 03/13/2026	10,000,000	40,625	1,716		42,341

Monthly Investment Earnings

Pooled Fund

Type of Investment	CUSIP	Issuer Name	Par Value	Accrued Interest Earned	(Amortization) / Accretion	Realized Gain/(Loss)	Total Earnings
Federal Agencies	3133EPC60	FFCB 4.625 11/15/2027	27,950,000	107,724	2,382		110,106
Federal Agencies	3133EPC60	FFCB 4.625 11/15/2027	33,300,000	128,344	2,845		131,188
Federal Agencies	3133EPC45	FFCB 4.625 11/13/2028	12,000,000	46,250	262		46,512
Federal Agencies	3133EPC45	FFCB 4.625 11/13/2028	20,000,000	77,083	466		77,550
Federal Agencies	3133EPC45	FFCB 4.625 11/13/2028	55,000,000	211,979	1,276		213,255
Federal Agencies	3130AXU63	FHLB 4.625 11/17/2026	50,000,000	192,708	2,422		195,131
Federal Agencies	3133EM4X7	FFCB 0.800 09/10/2026	28,975,000	19,317	83,770		103,087
Federal Agencies	3133EPP66	FFCB 4.000 05/20/2027	31,000,000	103,333	2,267		105,601
Federal Agencies	3133EPP66	FFCB 4.000 05/20/2027	58,850,000	196,167	4,516		200,683
Federal Agencies	3133EPX91	FFCB 4.125 01/25/2027	35,000,000	120,313	1,207		121,520
Federal Agencies	3133EPX91	FFCB 4.125 01/25/2027	50,000,000	171,875	1,834		173,709
Federal Agencies	3133EPX91	FFCB 4.125 01/25/2027	25,000,000	85,938	862		86,800
Federal Agencies	3133EPX91	FFCB 4.125 01/25/2027	10,000,000	34,375	367		34,742
Federal Agencies	3133EPX91	FFCB 4.125 01/25/2027	5,000,000	17,188	196		17,383
Federal Agencies	3130AYPN0	FHLB 4.125 01/15/2027	12,000,000	41,250	749		41,999
Federal Agencies	3130AYPN0	FHLB 4.125 01/15/2027	25,000,000	85,938	1,560		87,497
Federal Agencies	3130AYPN0	FHLB 4.125 01/15/2027	29,350,000	100,891	1,831		102,722
Federal Agencies	3130AYPN0	FHLB 4.125 01/15/2027	50,000,000	171,875	3,119		174,994
Federal Agencies	3133EP6K6	FFCB 4.500 03/26/2027	50,000,000	187,500	2,482		189,982
Federal Agencies	3130AXB31	FHLB 4.875 03/13/2026	36,730,000	149,216	(3,104)		146,112
Federal Agencies	3133EP5K7	FFCB 4.500 03/13/2026	50,000,000	187,500	10,225		197,725
Federal Agencies	3130AXB31	FHLB 4.875 03/13/2026	25,000,000	101,563	(2,281)		99,282
Federal Agencies	3133EP5U5	FFCB 4.125 03/20/2029	51,660,000	177,581	10,819		188,401
Federal Agencies	3133EP5S0	FFCB 4.250 03/20/2028	4,971,000	17,606	1,131		18,737
Federal Agencies	3130AVBD3	FHLB 4.500 03/09/2029	25,000,000	93,750	(313)		93,437
Federal Agencies	3130B0TY5	FHLB 4.750 04/09/2027	20,000,000	79,167	1,449		80,616
Federal Agencies	3130B0TY5	FHLB 4.750 04/09/2027	17,000,000	67,292	1,232		68,523
Federal Agencies	3130B0TY5	FHLB 4.750 04/09/2027	48,000,000	190,000	3,478		193,478
Federal Agencies	3130B0TY5	FHLB 4.750 04/09/2027	40,000,000	158,333	2,898		161,232
Federal Agencies	3133ERDH1	FFCB 4.750 04/30/2029	63,085,000	249,711	(11,201)		238,510
Federal Agencies	3133ERDH1	FFCB 4.750 04/30/2029	27,892,000	110,406	(4,946)		105,459
Federal Agencies	3133ERDH1	FFCB 4.750 04/30/2029	30,000,000	118,750	(5,238)		113,512
Federal Agencies	3133ERDS7	FFCB 4.750 05/06/2027	12,727,000	50,378	(365)		50,013
Federal Agencies	3130AX4E5	FHLB 4.500 06/11/2027	11,000,000	41,250	1,676		42,926
Federal Agencies	3133ERGL9	FFCB 4.500 06/07/2028	15,000,000	56,250	111		56,361
Federal Agencies	3130B1BT3	FHLB 4.875 06/12/2026	13,485,000	54,783	(833)		53,950
Federal Agencies	3133ERHD6	FFCB 4.875 06/12/2026	32,000,000	130,000	(2,122)		127,879
Federal Agencies	3133ERHD6	FFCB 4.875 06/12/2026	20,000,000	81,250	(1,260)		79,990
Federal Agencies	3133ERHN4	FFCB 4.250 10/20/2028	38,000,000	134,583	4,069		138,652
Federal Agencies	3133ERHN4	FFCB 4.250 10/20/2028	5,000,000	17,708	529		18,237
Federal Agencies	3133ERGS4	FFCB 4.250 06/11/2029	10,000,000	35,417	537		35,953
Federal Agencies	3133ERGS4	FFCB 4.250 06/11/2029	10,000,000	35,417	537		35,953
Federal Agencies	3133ERGS4	FFCB 4.250 06/11/2029	20,000,000	70,833	1,073		71,907
Federal Agencies	3133ERGS4	FFCB 4.250 06/11/2029	10,000,000	35,417	537		35,953
Federal Agencies	3133ERGS4	FFCB 4.250 06/11/2029	29,000,000	102,708	1,263		103,972
Federal Agencies	3133ERGL9	FFCB 4.500 06/07/2028	20,000,000	75,000	(782)		74,218
Federal Agencies	3133ERGL9	FFCB 4.500 06/07/2028	14,934,000	56,003	(584)		55,418
Federal Agencies	3133ERJZ5	FFCB 4.500 06/28/2027	30,000,000	112,500	388		112,888
Federal Agencies	3133ERKM2	FFCB 4.500 07/08/2027	25,000,000	93,750	(912)		92,838
Federal Agencies	3130B1EF0	FHLB 4.625 06/11/2027	20,700,000	79,781	(2,691)		77,090
Federal Agencies	3133ERKM2	FFCB 4.500 07/08/2027	25,000,000	93,750	(700)		93,050
Federal Agencies	3133ERKX8	FFCB 4.250 07/12/2029	20,000,000	70,833	177		71,011
Federal Agencies	3134H16K4	FHLMC 5.380 07/09/2029	25,000,000	112,083			112,083
Federal Agencies	3134H16K4	FHLMC 5.380 07/09/2029	65,000,000	291,417			291,417
Federal Agencies	3134H16K4	FHLMC 5.380 07/09/2029	25,000,000	112,083			112,083

Monthly Investment Earnings

Pooled Fund

Type of Investment	CUSIP	Issuer Name	Par Value	Accrued Interest Earned	(Amortization) / Accretion	Realized Gain/(Loss)	Total Earnings
Federal Agencies	3133ERMB4	FFCB 4.250 07/23/2027	10,000,000	35,417		96	35,513
Federal Agencies	3133ERMB4	FFCB 4.250 07/23/2027	15,000,000	53,125		144	53,269
Federal Agencies	3130B2KJ3	FHLB 4.625 09/04/2029	50,000,000	192,708			192,708
Federal Agencies	3130B2KJ3	FHLB 4.625 09/04/2029	25,000,000	96,354			96,354
Federal Agencies	3130B2KJ3	FHLB 4.625 09/04/2029	25,000,000	96,354			96,354
Federal Agencies	3130B2PJ8	FHLB 3.625 09/04/2026	25,000,000	75,521		1,383	76,904
Federal Agencies	3130B2PJ8	FHLB 3.625 09/04/2026	50,000,000	151,042		2,767	153,809
Federal Agencies	3130B2PJ8	FHLB 3.625 09/04/2026	19,000,000	57,396		1,051	58,447
Federal Agencies	3130B2PJ8	FHLB 3.625 09/04/2026	25,900,000	78,240		1,433	79,673
Federal Agencies	3130B2TG0	FHLB 4.375 09/24/2029	25,000,000	91,146			91,146
Federal Agencies	3130B2TG0	FHLB 4.375 09/24/2029	25,000,000	91,146			91,146
Federal Agencies	3130B2TG0	FHLB 4.375 09/24/2029	65,000,000	236,979			236,979
Federal Agencies	3130ATHX8	FHLB 4.125 09/14/2029	15,000,000	51,563		(6,498)	45,064
Federal Agencies	3133ERVR9	FFCB 3.500 07/01/2027	55,000,000	160,417		2,235	162,652
Federal Agencies	3130B2XR1	FHLB 4.010 07/02/2029	65,000,000	217,208			217,208
Federal Agencies	3130B2XR1	FHLB 4.010 07/02/2029	25,000,000	83,542			83,542
Federal Agencies	3130B2XR1	FHLB 4.010 07/02/2029	25,000,000	83,542			83,542
Federal Agencies	3133ERWR8	FFCB 3.500 01/07/2027	12,500,000	36,458		4,613	41,072
Federal Agencies	3133ERXJ5	FFCB 3.875 10/15/2027	8,000,000	25,833		105	25,939
Federal Agencies	3133ERXJ5	FFCB 3.875 10/15/2027	5,000,000	16,146		75	16,221
Federal Agencies	3130B3A29	FHLB 4.000 10/09/2026	15,000,000	50,000		130	50,130
Federal Agencies	3130B3A29	FHLB 4.000 10/09/2026	25,000,000	83,333		216	83,550
Federal Agencies	3130B3A29	FHLB 4.000 10/09/2026	25,000,000	83,333		216	83,550
Federal Agencies	3130B3A29	FHLB 4.000 10/09/2026	50,000,000	166,667		433	167,099
Federal Agencies	3130B3GD9	FHLB 4.000 11/27/2028	47,025,000	156,750		1,703	158,453
Federal Agencies	3130ATHX8	FHLB 4.125 09/14/2029	15,000,000	51,563		(814)	50,749
Federal Agencies	3130ATHX8	FHLB 4.125 09/14/2029	15,000,000	51,563		(728)	50,835
Federal Agencies	3130ATHX8	FHLB 4.125 09/14/2029	25,590,000	87,966		(1,241)	86,724
Federal Agencies	3133ERD24	FFCB 4.250 02/18/2027	30,000,000	106,250		602	106,852
Federal Agencies	3136GA3D9	FNMA 5.060 12/10/2029		82,225			82,225
Federal Agencies	3136GA3D9	FNMA 5.060 12/10/2029		31,625			31,625
Federal Agencies	3136GA3D9	FNMA 5.060 12/10/2029		31,625			31,625
Federal Agencies	3136GA3N7	FNMA 5.045 12/27/2029	20,000,000	84,083			84,083
Federal Agencies	3136GA3N7	FNMA 5.045 12/27/2029	62,000,000	260,658			260,658
Federal Agencies	3136GA3N7	FNMA 5.045 12/27/2029	20,000,000	84,083			84,083
Federal Agencies	3136GA3N7	FNMA 5.045 12/27/2029	20,000,000	84,083			84,083
Federal Agencies	3133ERJ51	FFCB 4.125 12/10/2027	38,343,000	131,804		3,182	134,986
Federal Agencies	3133ERJ51	FFCB 4.125 12/10/2027	25,505,000	87,673		2,110	89,783
Federal Agencies	3133ERJ51	FFCB 4.125 12/10/2027	21,000,000	72,188		1,743	73,930
Federal Agencies	3133ERJ51	FFCB 4.125 12/10/2027	33,000,000	113,438		2,948	116,386
Federal Agencies	3133ERT84	FFCB 4.250 01/14/2028	29,750,000	105,365		4,768	110,133
Federal Agencies	3133ERZ46	FFCB 4.250 01/28/2028	50,000,000	177,083		701	177,784
Federal Agencies	3133ERZ46	FFCB 4.250 01/28/2028	47,000,000	166,458		659	167,117
Federal Agencies	3133ERZ23	FFCB 4.250 11/03/2027	41,880,000	148,325		68	148,393
Federal Agencies	3133ERZ23	FFCB 4.250 11/03/2027	5,000,000	17,708		19	17,728
Federal Agencies	3136GAAR0	FNMA 4.690 02/07/2028	25,000,000	97,708			97,708
Federal Agencies	3136GAAR0	FNMA 4.690 02/07/2028	50,000,000	195,417			195,417
Federal Agencies	3136GAAR0	FNMA 4.690 02/07/2028	25,000,000	97,708			97,708
Federal Agencies	3136GAAR0	FNMA 4.690 02/07/2028	25,000,000	97,708			97,708
Federal Agencies	3136GAAR0	FNMA 4.690 02/07/2028	25,000,000	97,708			97,708
Federal Agencies	3133ER4A6	FFCB 4.250 02/18/2027	30,000,000	106,250		1,332	107,582
Federal Agencies	3133ER4A6	FFCB 4.250 02/18/2027	25,000,000	88,542		1,058	89,600
Federal Agencies	3133ER4A6	FFCB 4.250 02/18/2027	2,000,000	7,083		88	7,171
Federal Agencies	3133ER4H1	FFCB 4.500 01/18/2030	12,815,000	48,056		(3,532)	44,524
Federal Agencies	3133ER4H1	FFCB 4.500 01/18/2030	18,000,000	67,500		(4,937)	62,563

Monthly Investment Earnings

Pooled Fund

Type of Investment	CUSIP	Issuer Name	Par Value	Accrued Interest Earned	(Amortization) / Accretion	Realized Gain/(Loss)	Total Earnings
Federal Agencies	3133ETBF3	FFCB 4.000 04/01/2030	32,260,000	107,533	266		107,800
Federal Agencies	3133ETBF3	FFCB 4.000 04/01/2030	46,750,000	155,833	285		156,119
Federal Agencies	3133ETBF3	FFCB 4.000 04/01/2030	15,000,000	50,000	104		50,104
Federal Agencies	3136GAFL8	FNMA 4.710 10/15/2029	50,000,000	196,250			196,250
Federal Agencies	3136GAFL8	FNMA 4.710 10/15/2029	25,000,000	98,125			98,125
Federal Agencies	3136GAFL8	FNMA 4.710 10/15/2029	25,000,000	98,125			98,125
Federal Agencies	3136GAFL8	FNMA 4.710 10/15/2029	25,000,000	98,125			98,125
Federal Agencies	3136GAFL8	FNMA 4.710 10/15/2029	25,000,000	98,125			98,125
Federal Agencies	3133ETBF3	FFCB 4.000 04/01/2030	43,020,000	143,400	1,911		145,311
Federal Agencies	3133ER7L9	FFCB 4.000 03/18/2030	8,695,000	28,983	389		29,373
Federal Agencies	3133ETBF3	FFCB 4.000 04/01/2030	50,000,000	166,667	7,823		174,490
Federal Agencies	313385HK5	FHDN 0.000 06/27/2025			66,294		66,294
Federal Agencies	3130AWC24	FHLB 4.000 06/09/2028	10,000,000	33,333	91		33,424
Federal Agencies	3133ETJF5	FFCB 4.000 02/23/2027	45,000,000	150,000	1,306		151,306
Federal Agencies	3133ETJF5	FFCB 4.000 02/23/2027	10,000,000	33,333	290		33,624
Federal Agencies	3133ETJV0	FFCB 4.000 11/30/2029	15,000,000	50,000	996		50,996
Federal Agencies	3133ETJS7	FFCB 4.000 11/10/2026	12,600,000	42,000	1,056		43,056
Federal Agencies	3133ETJV0	FFCB 4.000 11/30/2029	23,000,000	76,667	1,422		78,089
Federal Agencies	3130B6MU7	FHLB 4.590 06/15/2028	50,000,000	133,875			133,875
Federal Agencies	3130B6MU7	FHLB 4.590 06/15/2028	25,000,000	66,938			66,938
Federal Agencies	3130B6MU7	FHLB 4.590 06/15/2028	25,000,000	66,938			66,938
Federal Agencies	3130B6MU7	FHLB 4.590 06/15/2028	25,000,000	66,938			66,938
Federal Agencies	3133ETJZ1	FFCB 3.875 06/05/2028	25,000,000	69,965	1,014		70,979
Federal Agencies	313385GL4	FHDN 0.000 06/04/2025			11,778		11,778
Federal Agencies	313385GM2	FHDN 0.000 06/05/2025			5,861		5,861
Federal Agencies	3133ETKQ9	FFCB 4.000 06/10/2030	20,000,000	46,667	633		47,299
Federal Agencies	3133ETKQ9	FFCB 4.000 06/10/2030	10,000,000	23,333	299		23,632
Federal Agencies	3133ETKN6	FFCB 4.000 10/09/2029	15,000,000	36,667	261		36,927
Federal Agencies	3133ETKN6	FFCB 4.000 10/09/2029	10,000,000	24,444	174		24,618
Federal Agencies	313385GN0	FHDN 0.000 06/06/2025			11,750		11,750
Federal Agencies	3133ETJZ1	FFCB 3.875 06/05/2028	7,370,000	15,866	503		16,369
Federal Agencies	3130B6R24	FHLB 3.875 06/04/2027	16,500,000	31,969	548		32,517
Federal Agencies	3130B6R24	FHLB 3.875 06/04/2027	10,000,000	19,375	332		19,707
Federal Agencies	3130B6R24	FHLB 3.875 06/04/2027	20,000,000	38,750	664		39,414
Federal Agencies	3130B6R24	FHLB 3.875 06/04/2027	13,000,000	25,188	432		25,619
Federal Agencies	3130B6R24	FHLB 3.875 06/04/2027	36,000,000	69,750	1,195		70,945
Federal Agencies	3133ETME4	FFCB 4.000 01/23/2030	25,000,000	22,222	258		22,480
Federal Agencies	3133ETME4	FFCB 4.000 01/23/2030	14,450,000	12,844	149		12,994
Federal Agencies	3133ETME4	FFCB 4.000 01/23/2030	5,000,000	4,444	50		4,494
Federal Agencies	3130AWGS3	FHLB 4.125 06/14/2030	16,000,000	14,667	(278)		14,388
Federal Agencies	3133ETKQ9	FFCB 4.000 06/10/2030	25,000,000	22,222	154		22,377
Subtotals			\$ 6,602,845,000	\$ 20,679,219	\$ 361,776	\$ -	\$ 21,040,995
Public Time Deposits	PPGJLMRN0	BRIDGE 4.350 06/16/2025		\$ 19,846		\$	19,846
Public Time Deposits	PPGR18NT6	BRIDGE 4.300 07/14/2025	10,000,000	35,342			35,342
Public Time Deposits	PPGPB4ZX6	BKSANF 4.340 06/11/2025		12,056			12,056
Public Time Deposits	PPGR8L735	BKSANF 4.330 07/07/2025	10,000,000	36,083			36,083
Public Time Deposits	PPGQE6C86	FIVSTR 4.290 11/17/2025	20,000,000	71,500			71,500
Public Time Deposits	PPGUALS16	BKSANF 4.310 12/08/2025	10,000,000	23,944			23,944
Public Time Deposits	PPGQEWEX2	BRIDGE 4.340 12/15/2025	10,000,000	17,836			17,836
Subtotals			\$ 60,000,000	\$ 216,607	\$ -	\$ -	\$ 216,607
Negotiable CDs	78015JTB3	RY 5.090 07/14/2025	\$ 50,000,000	\$ 212,083		\$	212,083
Negotiable CDs	78015JVF1	RY 4.610 07/01/2025	50,000,000	192,083			192,083
Negotiable CDs	06367DM44	BMOCHG 4.250 06/30/2025		342,361			342,361

Monthly Investment Earnings

Pooled Fund

<u>Type of Investment</u>	<u>CUSIP</u>	<u>Issuer Name</u>	<u>Par Value</u>	<u>Accrued Interest Earned</u>	<u>(Amortization) / Accretion</u>	<u>Realized Gain/(Loss)</u>	<u>Total Earnings</u>
Negotiable CDs	13606DAG7	CIBCN Y 4.250 06/30/2025		342,361			342,361
Negotiable CDs	78015JWF0	RY 4.220 06/24/2025		269,611			269,611
Negotiable CDs	06367DMT9	BMOCHG 4.560 06/16/2025		218,500			218,500
Negotiable CDs	78015J2U0	RY 4.530 07/28/2025	115,000,000	434,125			434,125
Negotiable CDs	06367DMU6	BMOCHG 4.590 08/11/2025	65,000,000	248,625			248,625
Negotiable CDs	78015J2Y2	RY 4.550 09/08/2025	65,000,000	246,458			246,458
Negotiable CDs	78015J3L9	RY 4.510 11/20/2025	60,000,000	225,500			225,500

Monthly Investment Earnings

Pooled Fund

Type of Investment	CUSIP	Issuer Name	Par Value	Accrued Interest Earned	(Amortization) / Accretion	Realized Gain/(Loss)	Total Earnings
Negotiable CDs	06367DMX0	BMOCHG 4.570 10/24/2025	50,000,000	190,417			190,417
Negotiable CDs	13606DCE0	CIBCN Y 4.550 10/24/2025	50,000,000	189,583			189,583
Negotiable CDs	78015J3U9	RY 4.560 11/19/2025	50,000,000	190,000			190,000
Negotiable CDs	06367DN84	BMOCHG 4.580 07/02/2025	50,000,000	190,833			190,833
Negotiable CDs	13606DCT7	CIBCN Y 4.580 07/02/2025	50,000,000	190,833			190,833
Negotiable CDs	78015J5G8	RY 4.560 06/02/2025		12,667			12,667
Negotiable CDs	13606DCU4	CIBCN Y 4.560 06/02/2025		3,167			3,167
Negotiable CDs	13606DCV2	CIBCN Y 4.530 09/22/2025	75,000,000	283,125			283,125
Negotiable CDs	06367DN92	BMOCHG 4.530 09/22/2025	50,000,000	188,750			188,750
Negotiable CDs	06367DNE1	BMOCHG 4.460 06/23/2025		136,278			136,278
Negotiable CDs	06367DNG6	BMOCHG 4.460 06/27/2025		161,056			161,056
Negotiable CDs	78015JAG2	RY 4.430 07/14/2025	72,000,000	265,800			265,800
Negotiable CDs	13606DDU3	CIBCN Y 4.500 07/23/2025	75,000,000	281,250			281,250
Negotiable CDs	78015JC47	RY 4.410 08/11/2025	66,000,000	242,550			242,550
Negotiable CDs	06367DNQ4	BMOCHG 4.450 07/30/2025	50,000,000	185,417			185,417
Negotiable CDs	13606DFF4	CIBCN Y 4.420 09/24/2025	110,000,000	405,167			405,167
Negotiable CDs	89115DPK6	TDNY 4.490 10/24/2025	100,000,000	374,167			374,167
Negotiable CDs	89115DQ33	TDNY 4.430 06/20/2025		35,071			35,071
Negotiable CDs	89115DQ74	TDNY 4.440 06/23/2025		122,100			122,100
Negotiable CDs	89115DQB5	TDNY 4.450 07/01/2025	35,000,000	129,792			129,792
Negotiable CDs	89115DQF6	TDNY 4.450 07/03/2025	20,000,000	74,167			74,167
Negotiable CDs	89115DQT6	TDNY 4.540 01/12/2026	100,000,000	378,333			378,333
Negotiable CDs	89115DWB8	TDNY 4.360 09/05/2025	50,000,000	181,667			181,667
Negotiable CDs	89115DWF9	TDNY 4.360 09/10/2025	50,000,000	181,667			181,667
Negotiable CDs	89115DWK8	TDNY 4.350 11/05/2025	50,000,000	181,250			181,250
Negotiable CDs	06367DPW9	BMOCHG 4.350 10/24/2025	50,000,000	181,250			181,250
Negotiable CDs	13606DGY2	CIBCN Y 4.360 01/22/2026	60,000,000	218,000			218,000
Negotiable CDs	13606DGZ9	CIBCN Y 4.360 01/28/2026	80,000,000	290,667			290,667
Negotiable CDs	89115DWT9	TDNY 4.360 01/28/2026	50,000,000	181,667			181,667
Negotiable CDs	06367DQ32	BMOCHG 4.330 02/09/2026	75,000,000	270,625			270,625
Negotiable CDs	13606DHE5	CIBCN Y 4.340 12/15/2025	75,000,000	271,250			271,250
Negotiable CDs	13606DHF2	CIBCN Y 4.330 02/09/2026	50,000,000	180,417			180,417
Negotiable CDs	89115DXB7	TDNY 4.340 12/15/2025	60,000,000	217,000			217,000
Negotiable CDs	89115DXF8	TDNY 4.340 12/29/2025	65,000,000	235,083			235,083
Negotiable CDs	96130AZR2	WSTNY 4.350 12/03/2025	100,000,000	362,500			362,500
Negotiable CDs	13606DKH4	CIBCN Y 4.330 01/20/2026	60,000,000	216,500			216,500
Negotiable CDs	06367DQK4	BMOCHG 4.320 01/12/2026	50,000,000	180,000			180,000
Negotiable CDs	06367DQP3	BMOCHG 4.430 02/11/2026	70,000,000	258,417			258,417
Negotiable CDs	96130AZZ4	WSTNY 4.350 05/04/2026	125,000,000	453,125			453,125
Negotiable CDs	78015JG84	RY 4.330 02/23/2026	60,000,000	216,500			216,500
Negotiable CDs	96130AA24	WSTNY 4.350 03/16/2026	100,000,000	362,500			362,500
Negotiable CDs	96130AA65	WSTNY 4.380 03/23/2026	140,000,000	511,000			511,000
Negotiable CDs	89115DEG7	TDNY 4.410 03/11/2026	50,000,000	183,750			183,750
Negotiable CDs	78015JGQ4	RY 4.380 03/06/2026	50,000,000	182,500			182,500
Negotiable CDs	89115DHC3	TDNY 4.400 03/16/2026	60,000,000	80,667			80,667
Negotiable CDs	96130AC22	WSTNY 4.320 06/15/2026	100,000,000	132,000			132,000
Negotiable CDs	06367DRH0	BMOCHG 4.330 03/24/2026	50,000,000	36,083			36,083
Negotiable CDs	06367DRJ6	BMOCHG 4.330 03/25/2026	50,000,000	36,083			36,083
Negotiable CDs	78015JJ81	RY 4.290 03/16/2026	100,000,000	71,500			71,500
Subtotals			\$ 3,288,000,000	\$ 12,835,896	\$ -	\$ -	\$ 12,835,896

Monthly Investment Earnings

Pooled Fund

Type of Investment	CUSIP	Issuer Name	Par Value	Accrued Interest Earned	(Amortization) / Accretion	Realized Gain/(Loss)	Total Earnings
Commercial Paper	89233GVR4	TOYCC 0.000 08/25/2025	\$ 65,000,000		\$ 240,500		\$ 240,500
Commercial Paper	89233GW85	TOYCC 0.000 09/08/2025	65,000,000		235,625		235,625
Commercial Paper	89233GX84	TOYCC 0.000 10/08/2025	60,000,000		215,000		215,000
Commercial Paper	89233GXQ4	TOYCC 0.000 10/24/2025	50,000,000		180,417		180,417
Commercial Paper	89116ET29	TDHUSA 0.000 06/02/2025			604		604
Commercial Paper	89116ET45	TDHUSA 0.000 06/04/2025			17,037		17,037
Commercial Paper	89116ET60	TDHUSA 0.000 06/06/2025			9,063		9,063
Commercial Paper	89116ETJ2	TDHUSA 0.000 06/18/2025			67,788		67,788
Commercial Paper	89233GXP6	TOYCC 0.000 10/23/2025	75,000,000		276,875		276,875
Commercial Paper	89233GZ17	TOYCC 0.000 12/01/2025	125,000,000		436,458		436,458
Commercial Paper	89233GZF6	TOYCC 0.000 12/15/2025	75,000,000		261,250		261,250
Commercial Paper	62479LTG0	MUFG BK 0.000 06/16/2025			18,250		18,250
Commercial Paper	62479LUF0	MUFG BK 0.000 07/15/2025	15,000,000		54,375		54,375
Commercial Paper	62479LUJ2	MUFG BK 0.000 07/18/2025	15,000,000		54,375		54,375
Commercial Paper	62479LUG8	MUFG BK 0.000 07/16/2025	20,000,000		72,000		72,000
Commercial Paper	62479LV51	MUFG BK 0.000 08/05/2025	25,000,000		89,792		89,792
Commercial Paper	62479LWF8	MUFG BK 0.000 09/15/2025	20,000,000		71,000		71,000
Commercial Paper	62479LWP6	MUFG BK 0.000 09/23/2025	35,000,000		124,250		124,250
Commercial Paper	62479LX67	MUFG BK 0.000 10/06/2025	25,000,000		88,542		88,542
Commercial Paper	62479LXF7	MUFG BK 0.000 10/15/2025	11,000,000		38,867		38,867
Commercial Paper	62479LXL4	MUFG BK 0.000 10/20/2025	15,000,000		53,000		53,000
Commercial Paper	62479LXN0	MUFG BK 0.000 10/22/2025	55,000,000		194,333		194,333
Commercial Paper	62479LTD7	MUFG BK 0.000 06/13/2025			146,000		146,000
Commercial Paper	19121AUA7	KOPP 0.000 07/10/2025	50,000,000		180,417		180,417
Commercial Paper	03785DTC0	APPINC 0.000 06/12/2025			73,104		73,104
Commercial Paper	03785DWF9	APPINC 0.000 09/15/2025	10,000,000		35,000		35,000
Commercial Paper	62479LY33	MUFG BK 0.000 11/03/2025	10,000,000		36,167		36,167
Commercial Paper	62479LY74	MUFG BK 0.000 11/07/2025	11,000,000		39,692		39,692
Commercial Paper	62479LYH2	MUFG BK 0.000 11/17/2025	38,000,000		136,483		136,483
Commercial Paper	62479LYM1	MUFG BK 0.000 11/21/2025	26,000,000		93,383		93,383
Commercial Paper	62479LYS8	MUFG BK 0.000 11/26/2025	15,000,000		53,750		53,750
Commercial Paper	62479LV51	MUFG BK 0.000 08/05/2025	110,000,000		403,333		403,333
Commercial Paper	89116EZ55	TDHUSA 0.000 12/05/2025	11,000,000		38,958		38,958
Commercial Paper	89116EZF3	TDHUSA 0.000 12/15/2025	25,000,000		88,333		88,333
Commercial Paper	89116EZIP1	TDHUSA 0.000 12/23/2025	40,000,000		140,333		140,333
Commercial Paper	62479MB69	MUFG BK 0.000 02/06/2026	25,000,000		89,375		89,375
Commercial Paper	14912DTC3	CATFIN 0.000 06/12/2025			40,783		40,783
Commercial Paper	03785DTA4	APPINC 0.000 06/10/2025			33,567		33,567
Commercial Paper	14912DT90	CATFIN 0.000 06/09/2025			23,093		23,093
Commercial Paper	14912DT90	CATFIN 0.000 06/09/2025			41,376		41,376
Commercial Paper	14912DTP4	CATFIN 0.000 06/23/2025			65,393		65,393
Commercial Paper	14912DTW9	CATFIN 0.000 06/30/2025			80,887		80,887
Commercial Paper	62479MC92	MUFG BK 0.000 03/09/2026	130,000,000		202,331		202,331
Subtotals			\$ 1,252,000,000	\$ -	\$ 4,841,159	\$ -	\$ 4,841,159
Medium Term Notes	594918CN2	MSFT 3.400 09/15/2026	\$ 6,452,000	\$ 18,281	\$ 6,806		\$ 25,087
Medium Term Notes	594918CN2	MSFT 3.400 09/15/2026	13,009,000	36,859	13,650		50,509
Medium Term Notes	91324PFF4	UNH 4.750 07/15/2026	15,000,000	59,375	1,050		60,425
Medium Term Notes	24422EXV6	DE 4.200 07/15/2027	10,000,000	35,000	40		35,040
Medium Term Notes	14913UAN0	CAT 4.450 10/16/2026	18,385,000	68,178	(8,521)		59,657
Medium Term Notes	037833CJ7	AAPL 3.350 02/09/2027	50,000,000	139,583	14,211		153,794
Medium Term Notes	594918BJ2	MSFT 3.125 11/03/2025	11,749,000	30,596	7,356		37,952
Medium Term Notes	89236TMY8	TOYOTA 4.600 01/08/2027	40,000,000	153,333	905		154,239
Medium Term Notes	24422EYD5	DE 4.250 06/05/2028	25,000,000	76,736	528		77,264
Subtotals			\$ 189,595,000	\$ 617,941	\$ 36,025	\$ -	\$ 653,966

Monthly Investment Earnings Pooled Fund

<u>Type of Investment</u>	<u>CUSIP</u>	<u>Issuer Name</u>	<u>Par Value</u>	<u>Accrued Interest Earned</u>	<u>(Amortization) / Accretion</u>	<u>Realized Gain/(Loss)</u>	<u>Total Earnings</u>
Money Market Funds	09248U718	BlackRock Liquidity Funds T-Fund	\$ 14,318,705	\$ 49,004			\$ 49,004
Money Market Funds	31607A703	Fidelity Govt Portfolio	885,999,975	2,216,879			2,216,879
Money Market Funds	608919718	Federated Hermes Govt Obligations Fund	500,862,525	1,615,529			1,615,529
Money Market Funds	262006208	Dreyfus Government Cash Management	14,895,474	51,008			51,008
Money Market Funds	85749T517	State Street Institutional U.S. Govt MMF	807,449,954	2,348,121			2,348,121
Money Market Funds	61747C319	Morgan Stanley Institutional Liquidity Fund	193,460,339	67,226			67,226
Subtotals			\$ 2,416,986,972	\$ 6,347,767	\$ -	\$ -	\$ 6,347,767
Supranationals	45818WDG8	IADB 0.820 02/27/2026	\$ 19,500,000	\$ 13,325	\$ (1,037)		\$ 12,288
Supranationals	4581X0DN5	IADB 0.625 07/15/2025	28,900,000	15,052	8,452		23,504
Supranationals	45950VRU2	IFC 4.023 01/26/2026	100,000,000	335,250			335,250
Supranationals	4581X0EN4	IADB 4.125 02/15/2029	25,000,000	85,938	6,261		92,198
Supranationals	459058KJ1	IBRD 3.125 06/15/2027	12,323,000	32,153	10,969		43,122
Supranationals	4581X0EN4	IADB 4.125 02/15/2029	50,000,000	171,875	3,100		174,975
Subtotals			\$ 235,723,000	\$ 653,592	\$ 27,745	\$ -	\$ 681,338
Secured Bank Deposit	0660P0999	Bank of America TTX INV Deposit Acct	\$ 358,432,719	\$ 1,276,954			\$ 1,276,954
Subtotals			\$ 358,432,719	\$ 1,276,954	\$ -	\$ -	\$ 1,276,954
Grand Totals			\$18,315,582,690	\$ 50,661,879	\$ 7,211,347	\$ -	\$ 57,873,226

Investment Transactions

Pooled Fund

For month ended June 30, 2025

Accounting ID	Transaction Type	Cusip	Description	Price	Settlement Date	Posted Date	Par Value	Principal	Accrued Interest	Total
58705	Buy	313385GL4	FHDN 0.000 06/04/2025	99.98822	06/03/2025	06/03/2025	100,000,000.00	99,988,222.22	0.00	99,988,222.22
58706	Buy	313385GM2	FHDN 0.000 06/05/2025	99.97656	06/03/2025	06/03/2025	25,000,000.00	24,994,138.89	0.00	24,994,138.89
58703	Buy	14912DTP4	CATFIN 0.000 06/23/2025	99.77200	06/04/2025	06/04/2025	28,681,000.00	28,615,607.32	0.00	28,615,607.32
58702	Buy	24422EYD5	DE 4.250 06/05/2028	99.91100	06/05/2025	06/05/2025	25,000,000.00	24,977,750.00	0.00	24,977,750.00
58704	Buy	3133ETJZ1	FFCB 3.875 06/05/2028	99.82900	06/05/2025	06/05/2025	25,000,000.00	24,957,250.00	0.00	24,957,250.00
58711	Buy	14912DTW9	CATFIN 0.000 06/30/2025	99.69931	06/05/2025	06/05/2025	26,900,000.00	26,819,113.19	0.00	26,819,113.19
58712	Buy	313385GN0	FHDN 0.000 06/06/2025	99.98825	06/05/2025	06/05/2025	100,000,000.00	99,988,250.00	0.00	99,988,250.00
58709	Buy	3133ETKN6	FFCB 4.000 10/09/2029	99.87500	06/09/2025	06/09/2025	15,000,000.00	14,981,250.00	0.00	14,981,250.00
58710	Buy	3133ETKN6	FFCB 4.000 10/09/2029	99.87500	06/09/2025	06/09/2025	10,000,000.00	9,987,500.00	0.00	9,987,500.00
58698	Buy	3130B6MU7	FHLB 4.590 06/15/2028	100.00000	06/10/2025	06/10/2025	50,000,000.00	50,000,000.00	0.00	50,000,000.00
58699	Buy	3130B6MU7	FHLB 4.590 06/15/2028	100.00000	06/10/2025	06/10/2025	25,000,000.00	25,000,000.00	0.00	25,000,000.00
58700	Buy	3130B6MU7	FHLB 4.590 06/15/2028	100.00000	06/10/2025	06/10/2025	25,000,000.00	25,000,000.00	0.00	25,000,000.00
58701	Buy	3130B6MU7	FHLB 4.590 06/15/2028	100.00000	06/10/2025	06/10/2025	25,000,000.00	25,000,000.00	0.00	25,000,000.00
58707	Buy	3133ETKQ9	FFCB 4.000 06/10/2030	99.72500	06/10/2025	06/10/2025	20,000,000.00	19,945,000.00	0.00	19,945,000.00
58708	Buy	3133ETKQ9	FFCB 4.000 06/10/2030	99.74000	06/10/2025	06/10/2025	10,000,000.00	9,974,000.00	0.00	9,974,000.00
58713	Buy	PPGUALS16	BKSANF 4.310 12/08/2025	100.00000	06/11/2025	06/11/2025	10,000,000.00	10,000,000.00	0.00	10,000,000.00
58714	Buy	3133ETJZ1	FFCB 3.875 06/05/2028	99.62800	06/11/2025	06/11/2025	7,370,000.00	7,342,583.60	4,759.79	7,347,343.39
58715	Buy	3130B6R24	FHLB 3.875 06/04/2027	99.86700	06/13/2025	06/13/2025	16,500,000.00	16,478,055.00	0.00	16,478,055.00
58716	Buy	3130B6R24	FHLB 3.875 06/04/2027	99.86700	06/13/2025	06/13/2025	10,000,000.00	9,986,700.00	0.00	9,986,700.00
58717	Buy	3130B6R24	FHLB 3.875 06/04/2027	99.86700	06/13/2025	06/13/2025	20,000,000.00	19,973,400.00	0.00	19,973,400.00
58718	Buy	3130B6R24	FHLB 3.875 06/04/2027	99.86700	06/13/2025	06/13/2025	13,000,000.00	12,982,710.00	0.00	12,982,710.00
58719	Buy	3130B6R24	FHLB 3.875 06/04/2027	99.86700	06/13/2025	06/13/2025	36,000,000.00	35,952,120.00	0.00	35,952,120.00
58720	Buy	PPGQEWEX2	BRIDGE 4.340 12/15/2025	100.00000	06/16/2025	06/16/2025	10,000,000.00	10,000,000.00	0.00	10,000,000.00
58724	Buy	62479MC92	MUFGBK 0.000 03/09/2026	96.83933	06/18/2025	06/18/2025	130,000,000.00	125,891,133.33	0.00	125,891,133.33
58725	Buy	89115DHC3	TDNY 4.400 03/16/2026	100.00000	06/20/2025	06/20/2025	60,000,000.00	60,000,000.00	0.00	60,000,000.00
58726	Buy	96130AC22	WSTNY 4.320 06/15/2026	100.00000	06/20/2025	06/20/2025	100,000,000.00	100,000,000.00	0.00	100,000,000.00
58721	Buy	3133ETME4	FFCB 4.000 01/23/2030	99.78400	06/23/2025	06/23/2025	25,000,000.00	24,946,000.00	0.00	24,946,000.00
58722	Buy	3133ETME4	FFCB 4.000 01/23/2030	99.78400	06/23/2025	06/23/2025	14,450,000.00	14,418,788.00	0.00	14,418,788.00
58723	Buy	3133ETME4	FFCB 4.000 01/23/2030	99.79100	06/23/2025	06/23/2025	5,000,000.00	4,989,550.00	0.00	4,989,550.00
58727	Buy	3130AWGS3	FHLB 4.125 06/14/2030	100.39500	06/23/2025	06/23/2025	16,000,000.00	16,063,200.00	16,500.00	16,079,700.00
58728	Buy	3133ETKQ9	FFCB 4.000 06/10/2030	99.86000	06/23/2025	06/23/2025	25,000,000.00	24,965,000.00	36,111.11	25,001,111.11
58729	Buy	06367DRH0	BMOCHG 4.330 03/24/2026	100.00000	06/25/2025	06/25/2025	50,000,000.00	50,000,000.00	0.00	50,000,000.00
58730	Buy	06367DRJ6	BMOCHG 4.330 03/25/2026	100.00000	06/25/2025	06/25/2025	50,000,000.00	50,000,000.00	0.00	50,000,000.00
58731	Buy	78015JJ81	RY 4.290 03/16/2026	100.00000	06/25/2025	06/25/2025	100,000,000.00	100,000,000.00	0.00	100,000,000.00
			Activity Total				1,208,901,000.00	1,204,217,321.55	57,370.90	1,204,274,692.45

Investment Transactions

Pooled Fund

Accounting ID	Transaction Type	Cusip	Description	Price	Settlement Date	Posted Date	Par Value	Principal	Accrued Interest	Total
58462	Maturity	13606DCU4	CIBCN 4.560 06/02/2025	100.00000	06/02/2025	06/02/2025	25,000,000.00	25,000,000.00	0.00	25,000,000.00
58461	Maturity	78015J5G8	RY 4.560 06/02/2025	100.00000	06/02/2025	06/02/2025	100,000,000.00	100,000,000.00	0.00	100,000,000.00
58538	Maturity	89116ET29	TDHUSA 0.000 06/02/2025	100.00000	06/02/2025	06/02/2025	5,000,000.00	5,000,000.00	0.00	5,000,000.00
58536	Maturity	912797PL5	B 0.000 06/03/2025	100.00000	06/03/2025	06/03/2025	50,000,000.00	50,000,000.00	0.00	50,000,000.00
58705	Maturity	313385GL4	FHDN 0.000 06/04/2025	100.00000	06/04/2025	06/04/2025	100,000,000.00	100,000,000.00	0.00	100,000,000.00
58539	Maturity	89116ET45	TDHUSA 0.000 06/04/2025	100.00000	06/04/2025	06/04/2025	47,000,000.00	47,000,000.00	0.00	47,000,000.00
58706	Maturity	313385GM2	FHDN 0.000 06/05/2025	100.00000	06/05/2025	06/05/2025	25,000,000.00	25,000,000.00	0.00	25,000,000.00
57675	Maturity	3130AWER7	FHLB 4.625 06/06/2025	100.00000	06/06/2025	06/06/2025	25,000,000.00	25,000,000.00	0.00	25,000,000.00
57676	Maturity	3130AWER7	FHLB 4.625 06/06/2025	100.00000	06/06/2025	06/06/2025	15,000,000.00	15,000,000.00	0.00	15,000,000.00
57677	Maturity	3130AWER7	FHLB 4.625 06/06/2025	100.00000	06/06/2025	06/06/2025	52,000,000.00	52,000,000.00	0.00	52,000,000.00
57678	Maturity	3130AWER7	FHLB 4.625 06/06/2025	100.00000	06/06/2025	06/06/2025	10,000,000.00	10,000,000.00	0.00	10,000,000.00
58712	Maturity	313385GN0	FHDN 0.000 06/06/2025	100.00000	06/06/2025	06/06/2025	100,000,000.00	100,000,000.00	0.00	100,000,000.00
58540	Maturity	89116ET60	TDHUSA 0.000 06/06/2025	100.00000	06/06/2025	06/06/2025	15,000,000.00	15,000,000.00	0.00	15,000,000.00
58693	Maturity	14912DT90	CATFIN 0.000 06/09/2025	100.00000	06/09/2025	06/09/2025	24,000,000.00	24,000,000.00	0.00	24,000,000.00
58694	Maturity	14912DT90	CATFIN 0.000 06/09/2025	100.00000	06/09/2025	06/09/2025	43,000,000.00	43,000,000.00	0.00	43,000,000.00
58685	Maturity	03785DTA4	APPINC 0.000 06/10/2025	100.00000	06/10/2025	06/10/2025	31,153,000.00	31,153,000.00	0.00	31,153,000.00
58473	Full Call	3136GA3D9	FNMA 5.060 12/10/2029	100.00000	06/10/2025	06/10/2025	65,000,000.00	65,000,000.00	0.00	65,000,000.00
58474	Full Call	3136GA3D9	FNMA 5.060 12/10/2029	100.00000	06/10/2025	06/10/2025	25,000,000.00	25,000,000.00	0.00	25,000,000.00
58475	Full Call	3136GA3D9	FNMA 5.060 12/10/2029	100.00000	06/10/2025	06/10/2025	25,000,000.00	25,000,000.00	0.00	25,000,000.00
58530	Maturity	912797PR2	B 0.000 06/10/2025	100.00000	06/10/2025	06/10/2025	50,000,000.00	50,000,000.00	0.00	50,000,000.00
58568	Maturity	PPGPB4ZX6	BKSANF 4.340 06/11/2025	100.00000	06/11/2025	06/11/2025	10,000,000.00	10,000,000.00	0.00	10,000,000.00
58622	Maturity	03785DTC0	APPINC 0.000 06/12/2025	100.00000	06/12/2025	06/12/2025	55,000,000.00	55,000,000.00	0.00	55,000,000.00
58684	Maturity	14912DTC3	CATFIN 0.000 06/12/2025	100.00000	06/12/2025	06/12/2025	30,754,000.00	30,754,000.00	0.00	30,754,000.00
47425	Maturity	3130ASG86	FHLB 3.375 06/13/2025	100.00000	06/13/2025	06/13/2025	12,700,000.00	12,700,000.00	0.00	12,700,000.00
47426	Maturity	3130ASG86	FHLB 3.375 06/13/2025	100.00000	06/13/2025	06/13/2025	11,940,000.00	11,940,000.00	0.00	11,940,000.00
57650	Maturity	3130ATST5	FHLB 4.375 06/13/2025	100.00000	06/13/2025	06/13/2025	10,000,000.00	10,000,000.00	0.00	10,000,000.00
57655	Maturity	3130ATST5	FHLB 4.375 06/13/2025	100.00000	06/13/2025	06/13/2025	9,915,000.00	9,915,000.00	0.00	9,915,000.00
57656	Maturity	3130ATST5	FHLB 4.375 06/13/2025	100.00000	06/13/2025	06/13/2025	25,500,000.00	25,500,000.00	0.00	25,500,000.00
57658	Maturity	3130ATST5	FHLB 4.375 06/13/2025	100.00000	06/13/2025	06/13/2025	3,000,000.00	3,000,000.00	0.00	3,000,000.00
57659	Maturity	3130ATST5	FHLB 4.375 06/13/2025	100.00000	06/13/2025	06/13/2025	10,000,000.00	10,000,000.00	0.00	10,000,000.00
57666	Maturity	3130ATST5	FHLB 4.375 06/13/2025	100.00000	06/13/2025	06/13/2025	24,000,000.00	24,000,000.00	0.00	24,000,000.00
57708	Maturity	3130AWLY4	FHLB 5.125 06/13/2025	100.00000	06/13/2025	06/13/2025	48,150,000.00	48,150,000.00	0.00	48,150,000.00
57709	Maturity	3130AWLY4	FHLB 5.125 06/13/2025	100.00000	06/13/2025	06/13/2025	10,800,000.00	10,800,000.00	0.00	10,800,000.00
57539	Maturity	3133EN4B3	FFCB 4.250 06/13/2025	100.00000	06/13/2025	06/13/2025	15,000,000.00	15,000,000.00	0.00	15,000,000.00
57540	Maturity	3133EN4B3	FFCB 4.250 06/13/2025	100.00000	06/13/2025	06/13/2025	15,000,000.00	15,000,000.00	0.00	15,000,000.00
57541	Maturity	3133EN4B3	FFCB 4.250 06/13/2025	100.00000	06/13/2025	06/13/2025	15,000,000.00	15,000,000.00	0.00	15,000,000.00
47381	Maturity	3133ENYQ7	FFCB 2.950 06/13/2025	100.00000	06/13/2025	06/13/2025	50,000,000.00	50,000,000.00	0.00	50,000,000.00
58620	Maturity	62479LTD7	MUFGBK 0.000 06/13/2025	100.00000	06/13/2025	06/13/2025	100,000,000.00	100,000,000.00	0.00	100,000,000.00
58442	Maturity	06367DMT9	BMOCHG 4.560 06/16/2025	100.00000	06/16/2025	06/16/2025	115,000,000.00	115,000,000.00	0.00	115,000,000.00
58577	Maturity	62479LTD0	MUFGBK 0.000 06/16/2025	100.00000	06/16/2025	06/16/2025	10,000,000.00	10,000,000.00	0.00	10,000,000.00
58494	Maturity	PPGJLMRN0	BRIDGE 4.350 06/16/2025	100.00000	06/16/2025	06/16/2025	10,000,000.00	10,000,000.00	0.00	10,000,000.00
47239	Maturity	3135G04Z3	FNMA 0.500 06/17/2025	100.00000	06/17/2025	06/17/2025	10,000,000.00	10,000,000.00	0.00	10,000,000.00
47241	Maturity	3135G04Z3	FNMA 0.500 06/17/2025	100.00000	06/17/2025	06/17/2025	4,655,000.00	4,655,000.00	0.00	4,655,000.00
58541	Maturity	89116ETJ2	TDHUSA 0.000 06/18/2025	100.00000	06/18/2025	06/18/2025	33,000,000.00	33,000,000.00	0.00	33,000,000.00
58542	Maturity	89115DQ33	TDNY 4.430 06/20/2025	100.00000	06/20/2025	06/20/2025	15,000,000.00	15,000,000.00	0.00	15,000,000.00
58663	Maturity	912797NV5	B 0.000 06/20/2025	100.00000	06/20/2025	06/20/2025	100,000,000.00	100,000,000.00	0.00	100,000,000.00
58483	Maturity	06367DNE1	BMOCHG 4.460 06/23/2025	100.00000	06/23/2025	06/23/2025	50,000,000.00	50,000,000.00	0.00	50,000,000.00
58703	Maturity	14912DTP4	CATFIN 0.000 06/23/2025	100.00000	06/23/2025	06/23/2025	28,681,000.00	28,681,000.00	0.00	28,681,000.00
58543	Maturity	89115DQ74	TDNY 4.440 06/23/2025	100.00000	06/23/2025	06/23/2025	45,000,000.00	45,000,000.00	0.00	45,000,000.00
58390	Maturity	78015JWF0	RY 4.220 06/24/2025	100.00000	06/24/2025	06/24/2025	100,000,000.00	100,000,000.00	0.00	100,000,000.00
58484	Maturity	06367DNG6	BMOCHG 4.460 06/27/2025	100.00000	06/27/2025	06/27/2025	50,000,000.00	50,000,000.00	0.00	50,000,000.00
58656	Maturity	313385HK5	FHDN 0.000 06/27/2025	100.00000	06/27/2025	06/27/2025	21,700,000.00	21,700,000.00	0.00	21,700,000.00
58388	Maturity	06367DM44	BMOCHG 4.250 06/30/2025	100.00000	06/30/2025	06/30/2025	100,000,000.00	100,000,000.00	0.00	100,000,000.00
58389	Maturity	13606DAG7	CIBCN 4.250 06/30/2025	100.00000	06/30/2025	06/30/2025	100,000,000.00	100,000,000.00	0.00	100,000,000.00

Investment Transactions

Pooled Fund

Accounting ID	Transaction Type	Cusip	Description	Price	Settlement Date	Posted Date	Par Value	Principal	Accrued Interest	Total
58711	Maturity	14912DTW9	CATFIN 0.000 06/30/2025	100.00000	06/30/2025	06/30/2025	26,900,000.00	26,900,000.00	0.00	26,900,000.00
47091	Maturity	3130AN4A5	FHLB 0.700 06/30/2025	100.00000	06/30/2025	06/30/2025	17,680,000.00	17,680,000.00	0.00	17,680,000.00
46959	Maturity	912828ZW3	T 0.250 06/30/2025	100.00000	06/30/2025	06/30/2025	50,000,000.00	50,000,000.00	0.00	50,000,000.00
46960	Maturity	912828ZW3	T 0.250 06/30/2025	100.00000	06/30/2025	06/30/2025	50,000,000.00	50,000,000.00	0.00	50,000,000.00
47045	Maturity	912828ZW3	T 0.250 06/30/2025	100.00000	06/30/2025	06/30/2025	50,000,000.00	50,000,000.00	0.00	50,000,000.00
47046	Maturity	912828ZW3	T 0.250 06/30/2025	100.00000	06/30/2025	06/30/2025	50,000,000.00	50,000,000.00	0.00	50,000,000.00
47051	Maturity	912828ZW3	T 0.250 06/30/2025	100.00000	06/30/2025	06/30/2025	50,000,000.00	50,000,000.00	0.00	50,000,000.00
47093	Maturity	912828ZW3	T 0.250 06/30/2025	100.00000	06/30/2025	06/30/2025	50,000,000.00	50,000,000.00	0.00	50,000,000.00
47109	Maturity	912828ZW3	T 0.250 06/30/2025	100.00000	06/30/2025	06/30/2025	50,000,000.00	50,000,000.00	0.00	50,000,000.00
47112	Maturity	912828ZW3	T 0.250 06/30/2025	100.00000	06/30/2025	06/30/2025	50,000,000.00	50,000,000.00	0.00	50,000,000.00
47238	Maturity	912828ZW3	T 0.250 06/30/2025	100.00000	06/30/2025	06/30/2025	50,000,000.00	50,000,000.00	0.00	50,000,000.00
57844	Maturity	91282CHL8	T 4.625 06/30/2025	100.00000	06/30/2025	06/30/2025	50,000,000.00	50,000,000.00	0.00	50,000,000.00
			Activity Total				2,626,528,000.00	2,626,528,000.00	0.00	2,626,528,000.00

Interest Received

Pooled Fund

For month ended June 30, 2025							
Accounting ID	Transaction Type	Cusip	Description	Date Posted	Interest Received	Purchased Interest Adjustment	Net Interest
58430	Interest Income	91282CKT7	T 4.500 05/31/2029	06/02/2025	1,125,000.00		1,125,000.00
58461	Interest Income	78015J5G8	RY 4.560 06/02/2025	06/02/2025	2,292,666.70		2,292,666.70
58462	Interest Income	13606DCU4	CIBCNY 4.560 06/02/2025	06/02/2025	573,166.68		573,166.68
47226	Interest Income	91282CDK4	T 1.250 11/30/2026	06/02/2025	312,500.00		312,500.00
47237	Interest Income	91282CDK4	T 1.250 11/30/2026	06/02/2025	312,500.00		312,500.00
47333	Interest Income	91282CDK4	T 1.250 11/30/2026	06/02/2025	312,500.00		312,500.00
57675	Interest Income	3130AWER7	FHLB 4.625 06/06/2025	06/06/2025	578,125.00		578,125.00
57676	Interest Income	3130AWER7	FHLB 4.625 06/06/2025	06/06/2025	346,875.00		346,875.00
57677	Interest Income	3130AWER7	FHLB 4.625 06/06/2025	06/06/2025	1,202,500.00		1,202,500.00
57678	Interest Income	3130AWER7	FHLB 4.625 06/06/2025	06/06/2025	231,250.00		231,250.00
58000	Interest Income	3133ERGL9	FFCB 4.500 06/07/2028	06/09/2025	337,500.00		337,500.00
58038	Interest Income	3133ERGL9	FFCB 4.500 06/07/2028	06/09/2025	450,000.00		450,000.00
58040	Interest Income	3133ERGL9	FFCB 4.500 06/07/2028	06/09/2025	336,015.00		336,015.00
58672	Interest Income	3130AWC24	FHLB 4.000 06/09/2028	06/09/2025	200,000.00	172,222.22	27,777.78
58473	Interest Income	3136GA3D9	FNMA 5.060 12/10/2029	06/10/2025	1,553,138.89		1,553,138.89
58474	Interest Income	3136GA3D9	FNMA 5.060 12/10/2029	06/10/2025	597,361.11		597,361.11
58475	Interest Income	3136GA3D9	FNMA 5.060 12/10/2029	06/10/2025	597,361.11		597,361.11
58495	Interest Income	3133ERJ51	FFCB 4.125 12/10/2027	06/10/2025	790,824.38	30,754.28	760,070.10
58496	Interest Income	3133ERJ51	FFCB 4.125 12/10/2027	06/10/2025	526,040.62	20,457.14	505,583.48
58497	Interest Income	3133ERJ51	FFCB 4.125 12/10/2027	06/10/2025	433,125.00	16,843.75	416,281.25
58500	Interest Income	3133ERJ51	FFCB 4.125 12/10/2027	06/10/2025	680,625.00	26,468.75	654,156.25
57937	Interest Income	3130AX4E5	FHLB 4.500 06/11/2027	06/11/2025	247,500.00		247,500.00
58033	Interest Income	3133ERGS4	FFCB 4.250 06/11/2029	06/11/2025	212,500.00		212,500.00
58034	Interest Income	3133ERGS4	FFCB 4.250 06/11/2029	06/11/2025	212,500.00		212,500.00
58035	Interest Income	3133ERGS4	FFCB 4.250 06/11/2029	06/11/2025	425,000.00		425,000.00
58036	Interest Income	3133ERGS4	FFCB 4.250 06/11/2029	06/11/2025	212,500.00		212,500.00
58037	Interest Income	3133ERGS4	FFCB 4.250 06/11/2029	06/11/2025	616,250.00		616,250.00
58066	Interest Income	3130B1EF0	FHLB 4.625 06/11/2027	06/11/2025	478,687.50		478,687.50
58568	Interest Income	PPGPB4ZX6	BKSANF 4.340 06/11/2025	06/11/2025	108,500.00		108,500.00
47409	Interest Income	3130ASGU7	FHLB 3.500 06/11/2027	06/11/2025	216,562.50		216,562.50
47410	Interest Income	3130ASGU7	FHLB 3.500 06/11/2027	06/11/2025	175,000.00		175,000.00
47411	Interest Income	3130ASGU7	FHLB 3.500 06/11/2027	06/11/2025	380,187.50		380,187.50
58022	Interest Income	3130B1BT3	FHLB 4.875 06/12/2026	06/12/2025	328,696.88		328,696.88
58023	Interest Income	3133ERHD6	FFCB 4.875 06/12/2026	06/12/2025	780,000.00		780,000.00
58024	Interest Income	3133ERHD6	FFCB 4.875 06/12/2026	06/12/2025	487,500.00		487,500.00
57657	Interest Income	3130AVWS7	FHLB 3.750 06/12/2026	06/12/2025	319,593.75		319,593.75
57665	Interest Income	3130AVWS7	FHLB 3.750 06/12/2026	06/12/2025	375,000.00		375,000.00
57671	Interest Income	3130AWAH3	FHLB 4.000 06/12/2026	06/12/2025	300,000.00		300,000.00
57672	Interest Income	3130AWAH3	FHLB 4.000 06/12/2026	06/12/2025	200,000.00		200,000.00
57701	Interest Income	3130AWLZ1	FHLB 4.750 06/12/2026	06/12/2025	1,187,500.00		1,187,500.00
47381	Interest Income	3133ENYQ7	FFCB 2.950 06/13/2025	06/13/2025	737,500.00		737,500.00
47425	Interest Income	3130ASG86	FHLB 3.375 06/13/2025	06/13/2025	214,312.50		214,312.50
47426	Interest Income	3130ASG86	FHLB 3.375 06/13/2025	06/13/2025	201,487.50		201,487.50
57539	Interest Income	3133EN4B3	FFCB 4.250 06/13/2025	06/13/2025	318,750.00		318,750.00
57540	Interest Income	3133EN4B3	FFCB 4.250 06/13/2025	06/13/2025	318,750.00		318,750.00
57541	Interest Income	3133EN4B3	FFCB 4.250 06/13/2025	06/13/2025	318,750.00		318,750.00
57650	Interest Income	3130ATST5	FHLB 4.375 06/13/2025	06/13/2025	218,750.00		218,750.00
57655	Interest Income	3130ATST5	FHLB 4.375 06/13/2025	06/13/2025	216,890.63		216,890.63

Interest Received Pooled Fund

Accounting ID	Transaction Type	Cusip	Description	Date Posted	Interest Received	Purchased Interest Adjustment	Net Interest
57656	Interest Income	3130ATST5	FHLB 4.375 06/13/2025	06/13/2025	557,812.50		557,812.50
57658	Interest Income	3130ATST5	FHLB 4.375 06/13/2025	06/13/2025	65,625.00		65,625.00
57659	Interest Income	3130ATST5	FHLB 4.375 06/13/2025	06/13/2025	218,750.00		218,750.00
57666	Interest Income	3130ATST5	FHLB 4.375 06/13/2025	06/13/2025	525,000.00		525,000.00
57708	Interest Income	3130AWLY4	FHLB 5.125 06/13/2025	06/13/2025	1,233,843.75		1,233,843.75
57709	Interest Income	3130AWLY4	FHLB 5.125 06/13/2025	06/13/2025	276,750.00		276,750.00
58039	Interest Income	91282CKV2	T 4.625 06/15/2027	06/16/2025	1,156,250.00		1,156,250.00
58067	Interest Income	91282CKV2	T 4.625 06/15/2027	06/16/2025	1,156,250.00		1,156,250.00
58101	Interest Income	459058KJ1	IBRD 3.125 06/15/2027	06/16/2025	192,608.49		192,608.49
58415	Interest Income	91282CKV2	T 4.625 06/15/2027	06/16/2025	1,156,250.00		1,156,250.00
58442	Interest Income	06367DMT9	BMOCHG 4.560 06/16/2025	06/16/2025	3,131,833.30		3,131,833.30
58492	Interest Income	91282CMB4	T 4.000 12/15/2027	06/16/2025	1,000,000.00	5,494.51	994,505.49
58493	Interest Income	91282CMB4	T 4.000 12/15/2027	06/16/2025	1,000,000.00	5,494.51	994,505.49
58494	Interest Income	PPGJLMRN0	BRIDGE 4.350 06/16/2025	06/16/2025	218,873.25		218,873.25
58676	Interest Income	91282CKV2	T 4.625 06/15/2027	06/16/2025	1,156,250.00	959,306.32	196,943.68
47263	Interest Income	3133ENHM5	FFCB 1.170 12/16/2025	06/16/2025	263,250.00		263,250.00
47264	Interest Income	3133ENHM5	FFCB 1.170 12/16/2025	06/16/2025	292,500.00		292,500.00
57679	Interest Income	3133EPMU6	FFCB 4.250 06/15/2026	06/16/2025	637,500.00		637,500.00
57680	Interest Income	3133EPMU6	FFCB 4.250 06/15/2026	06/16/2025	425,000.00		425,000.00
57681	Interest Income	3133EPMV4	FFCB 4.125 06/15/2027	06/16/2025	596,887.50		596,887.50
57683	Interest Income	3133EPMU6	FFCB 4.250 06/15/2026	06/16/2025	524,875.00		524,875.00
47239	Interest Income	3135G04Z3	FNMA 0.500 06/17/2025	06/17/2025	25,000.00		25,000.00
47241	Interest Income	3135G04Z3	FNMA 0.500 06/17/2025	06/17/2025	11,637.50		11,637.50
58542	Interest Income	89115DQ33	TDNY 4.430 06/20/2025	06/20/2025	239,958.33		239,958.33
58483	Interest Income	06367DNE1	BMOCHG 4.460 06/23/2025	06/23/2025	1,201,722.20		1,201,722.20
58543	Interest Income	89115DQ74	TDNY 4.440 06/23/2025	06/23/2025	738,150.00		738,150.00
57686	Interest Income	3133EPNG6	FFCB 4.375 06/23/2026	06/23/2025	1,093,750.00		1,093,750.00
57687	Interest Income	3133EPNG6	FFCB 4.375 06/23/2026	06/23/2025	546,875.00		546,875.00
57688	Interest Income	3133EPNG6	FFCB 4.375 06/23/2026	06/23/2025	546,875.00		546,875.00
58390	Interest Income	78015JWF0	RY 4.220 06/24/2025	06/24/2025	3,200,166.70		3,200,166.70
58484	Interest Income	06367DNG6	BMOCHG 4.460 06/27/2025	06/27/2025	1,226,500.00		1,226,500.00
58486	Interest Income	3136GA3N7	FNMA 5.045 12/27/2029	06/27/2025	504,500.00		504,500.00
58487	Interest Income	3136GA3N7	FNMA 5.045 12/27/2029	06/27/2025	1,563,950.00		1,563,950.00
58488	Interest Income	3136GA3N7	FNMA 5.045 12/27/2029	06/27/2025	504,500.00		504,500.00
58489	Interest Income	3136GA3N7	FNMA 5.045 12/27/2029	06/27/2025	504,500.00		504,500.00
57844	Interest Income	91282CHL8	T 4.625 06/30/2025	06/30/2025	1,156,250.00		1,156,250.00
57845	Interest Income	91282CHK0	T 4.000 06/30/2028	06/30/2025	1,000,000.00		1,000,000.00
57861	Interest Income	91282CHK0	T 4.000 06/30/2028	06/30/2025	1,000,000.00		1,000,000.00
57879	Interest Income	91282CEW7	T 3.250 06/30/2027	06/30/2025	812,500.00		812,500.00
46940	Interest Income	91282CBC4	T 0.375 12/31/2025	06/30/2025	93,750.00		93,750.00
57892	Interest Income	91282CEW7	T 3.250 06/30/2027	06/30/2025	812,500.00		812,500.00
57935	Interest Income	91282CHK0	T 4.000 06/30/2028	06/30/2025	1,000,000.00		1,000,000.00
58041	Interest Income	3133ERJZ5	FFCB 4.500 06/28/2027	06/30/2025	675,000.00		675,000.00
46959	Interest Income	912828ZW3	T 0.250 06/30/2025	06/30/2025	62,500.00		62,500.00
58388	Interest Income	06367DM44	BMOCHG 4.250 06/30/2025	06/30/2025	3,305,555.60		3,305,555.60
58389	Interest Income	13606DAG7	CIBCNH 4.250 06/30/2025	06/30/2025	3,305,555.60		3,305,555.60
46960	Interest Income	912828ZW3	T 0.250 06/30/2025	06/30/2025	62,500.00		62,500.00
58391	Interest Income	91282CEW7	T 3.250 06/30/2027	06/30/2025	812,500.00		812,500.00
47045	Interest Income	912828ZW3	T 0.250 06/30/2025	06/30/2025	62,500.00		62,500.00

Interest Received Pooled Fund

Accounting ID	Transaction Type	Cusip	Description	Date Posted	Interest Received	Purchased Interest Adjustment	Net Interest
47046	Interest Income	912828ZW3	T 0.250 06/30/2025	06/30/2025	62,500.00		62,500.00
47051	Interest Income	912828ZW3	T 0.250 06/30/2025	06/30/2025	62,500.00		62,500.00
47078	Interest Income	91282CCJ8	T 0.875 06/30/2026	06/30/2025	218,750.00		218,750.00
47091	Interest Income	3130AN4A5	FHLB 0.700 06/30/2025	06/30/2025	61,880.00		61,880.00
47093	Interest Income	912828ZW3	T 0.250 06/30/2025	06/30/2025	62,500.00		62,500.00
47096	Interest Income	91282CCJ8	T 0.875 06/30/2026	06/30/2025	218,750.00		218,750.00
47099	Interest Income	91282CCJ8	T 0.875 06/30/2026	06/30/2025	218,750.00		218,750.00
47101	Interest Income	91282CCJ8	T 0.875 06/30/2026	06/30/2025	218,750.00		218,750.00
47109	Interest Income	912828ZW3	T 0.250 06/30/2025	06/30/2025	62,500.00		62,500.00
47112	Interest Income	912828ZW3	T 0.250 06/30/2025	06/30/2025	62,500.00		62,500.00
47113	Interest Income	91282CCJ8	T 0.875 06/30/2026	06/30/2025	218,750.00		218,750.00
47124	Interest Income	91282CCJ8	T 0.875 06/30/2026	06/30/2025	218,750.00		218,750.00
47165	Interest Income	91282CCJ8	T 0.875 06/30/2026	06/30/2025	218,750.00		218,750.00
47175	Interest Income	91282CCJ8	T 0.875 06/30/2026	06/30/2025	218,750.00		218,750.00
47238	Interest Income	912828ZW3	T 0.250 06/30/2025	06/30/2025	62,500.00		62,500.00
47275	Interest Income	91282CCJ8	T 0.875 06/30/2026	06/30/2025	218,750.00		218,750.00
47330	Interest Income	91282CDQ1	T 1.250 12/31/2026	06/30/2025	312,500.00		312,500.00
47402	Interest Income	3133ENZK9	FFCB 3.240 06/28/2027	06/30/2025	451,413.00		451,413.00
57560	Interest Income	3133EN5E6	FFCB 4.000 12/29/2025	06/30/2025	300,000.00		300,000.00
57561	Interest Income	3133EN5E6	FFCB 4.000 12/29/2025	06/30/2025	500,000.00		500,000.00
57562	Interest Income	3133EN5E6	FFCB 4.000 12/29/2025	06/30/2025	400,000.00		400,000.00
46938	Interest Income	91282CBC4	T 0.375 12/31/2025	06/30/2025	93,750.00		93,750.00
57826	Interest Income	91282CHK0	T 4.000 06/30/2028	06/30/2025	1,000,000.00		1,000,000.00
57833	Interest Income	91282CHK0	T 4.000 06/30/2028	06/30/2025	1,000,000.00		1,000,000.00
57834	Interest Income	91282CHK0	T 4.000 06/30/2028	06/30/2025	1,000,000.00		1,000,000.00
			Activity Total		72,916,340.97	1,237,041.48	71,679,299.49

Money Market / Secured Bank Deposit Activity

Pooled Fund

For month ended June 30, 2025				
Accounting ID	Description	Activity Date	Transaction Type	Transaction Amount
09248U718	BlackRock Liquidity Funds T-Fund	06/30/2025	Interest Received	49,003.74
	Activity Total			49,003.74
31607A703	Fidelity Govt Portfolio	06/02/2025	Withdrawal	(135,000,000.00)
31607A703	Fidelity Govt Portfolio	06/04/2025	Deposit	25,000,000.00
31607A703	Fidelity Govt Portfolio	06/06/2025	Deposit	65,000,000.00
31607A703	Fidelity Govt Portfolio	06/10/2025	Deposit	35,000,000.00
31607A703	Fidelity Govt Portfolio	06/11/2025	Deposit	20,000,000.00
31607A703	Fidelity Govt Portfolio	06/13/2025	Deposit	130,000,000.00
31607A703	Fidelity Govt Portfolio	06/16/2025	Withdrawal	(135,000,000.00)
31607A703	Fidelity Govt Portfolio	06/24/2025	Deposit	150,000,000.00
31607A703	Fidelity Govt Portfolio	06/26/2025	Deposit	25,000,000.00
31607A703	Fidelity Govt Portfolio	06/27/2025	Deposit	115,000,000.00
31607A703	Fidelity Govt Portfolio	06/30/2025	Interest Received	2,216,879.23
	Activity Total			297,216,879.23
608919718	Federated Hermes Govt Obligations	06/03/2025	Withdrawal	(50,000,000.00)
608919718	Federated Hermes Govt Obligations	06/06/2025	Deposit	100,000,000.00
608919718	Federated Hermes Govt Obligations	06/11/2025	Withdrawal	(20,000,000.00)
608919718	Federated Hermes Govt Obligations	06/12/2025	Deposit	100,000,000.00
608919718	Federated Hermes Govt Obligations	06/16/2025	Withdrawal	(200,000,000.00)
608919718	Federated Hermes Govt Obligations	06/18/2025	Withdrawal	(105,000,000.00)
608919718	Federated Hermes Govt Obligations	06/20/2025	Withdrawal	(70,000,000.00)
608919718	Federated Hermes Govt Obligations	06/30/2025	Deposit	200,000,000.00
608919718	Federated Hermes Govt Obligations	06/30/2025	Interest Received	1,615,528.73
	Activity Total			(43,384,471.27)
262006208	Dreyfus Government Cash Management	06/30/2025	Interest Received	51,008.11
	Activity Total			51,008.11
85749T517	State Street Institutional U.S. Govt	06/05/2025	Withdrawal	(155,000,000.00)
85749T517	State Street Institutional U.S. Govt	06/12/2025	Deposit	100,000,000.00
85749T517	State Street Institutional U.S. Govt	06/13/2025	Deposit	130,000,000.00
85749T517	State Street Institutional U.S. Govt	06/16/2025	Withdrawal	(200,000,000.00)
85749T517	State Street Institutional U.S. Govt	06/18/2025	Withdrawal	(100,000,000.00)
85749T517	State Street Institutional U.S. Govt	06/24/2025	Deposit	20,000,000.00
85749T517	State Street Institutional U.S. Govt	06/25/2025	Deposit	9,000,000.00
85749T517	State Street Institutional U.S. Govt	06/30/2025	Deposit	200,000,000.00
85749T517	State Street Institutional U.S. Govt	06/30/2025	Interest Received	2,348,120.75
	Activity Total			6,348,120.75
61747C319	Morgan Stanley Institutional Liquidity	06/30/2025	Deposit	160,000,000.00
61747C319	Morgan Stanley Institutional Liquidity	06/30/2025	Deposit	20,000,000.00
61747C319	Morgan Stanley Institutional Liquidity	06/30/2025	Interest Received	67,226.48
	Activity Total			180,067,226.48
0660P0999	Bank of America TTX INV Deposit Acct	06/30/2025	Interest Received	1,276,954.16
	Activity Total			1,276,954.16