
APPENDIX A

Workgroup Meeting Materials

Workgroup info sheet

One Treasure Island's

Supplemental Transportation Study Workgroup

The Project

As the development of Treasure Island Progresses, One Treasure Island is embarking on a Supplemental Transportation Study with TIMMA to understand the transportation patterns of island residents. We are recruiting island residents to participate in the workgroup and provide input in the survey for island residents and workers in order to develop potential supplemental transportation options (other than bus or car) for island residents.

Project Partners and Consultants

The Treasure Island Mobility Management Agency (TIMMA) was established by the SF Board of Supervisors to develop a comprehensive transportation program for Treasure Island. SFCTA is the lead agency on the project for TIMMA and is excited to support this supplemental study by bringing information and ideas for new and expanded transportation options, such as using shuttles and vans, rideshare vehicles and taxis, and expanded partnerships with San Francisco Unified School District. We'll share how programs like these worked in other neighborhoods and cities, how they could work for Treasure Island, and what it would take to make them happen. SFCTA has contracted with Nelson Nygard Consultants to assist them in this project.

One Treasure Island has contracted with Facente Consultants. Facente Consultants was established in 2009 and provides a wide range of public health consulting services. Facente previously supported One TI with the development of the Treasure Island Children and Youth Needs Assessment (2006) and proposes to assist in the Stakeholder Engagement component of the 2022 Supplemental Transportation Needs Assessment. Activities will include developing and implementing the community-wide transportation Needs Assessment questionnaire, translating the questionnaire into accessible language for community members (Spanish and Cantonese/Mandarin), create the discussion guide and facilitate a total of 4 and in-person focus groups (2 in English, 1 in Spanish, and 1 in Chinese–Language). Facente will support One TI as needed to see the success of all Stakeholders Engagement activities.

WORKGROUP TIMELINE

The meetings will be held via Zoom on Thursday between April and July. Meeting time will be 6:00 PM - 7:30 PM

- April 7, 2022 Convene, review timeline and information sheet
- April 21, 2022 Review survey and provide feedback
- May 5, 2022 Participate in focus group
- May 21, 2022 Review survey results
- June 23, 2022 Discuss supplemental transportation options for recommendations to TIMMA
- July 7, 2022 Discuss supplemental transportation options for recommendations to TIMMA



Each person will be compensated a \$25 gift card for each workgroup meeting. Attend all 6 workgroup meetings and receive an additional \$100 gift card!



QUESTIONS? Contact NGONCALVES@ONETREASUREISLAND.ORG

WORKGROUP MEETING #1 AGENDA

Supplemental Transportation Workgroup Meeting #1 AGENDA

- Welcome and Introductions
- Agenda Review
- Supplemental Transportation Study Project Review
 - » Project Outline
 - » One TI, SFCTA and consultant roles
 - » Workgroup Information sheet/Project timeline
- Questions
- Next meeting on April 21, 2022, 6:00 – 7:30 PM via Zoom

Workgroup Meeting #1 Notes

- STS team
 - » Nella
 - » Lazara
 - » Chantel
 - » Rachel
- Workgroup members
 - » Amy Adams – Treasure Island resident since 2013
 - » Luis (Eddy) – 3 months, shuttles
 - » Jamie Wilson – 2007, shuttles, buses to schools
 - » Loraine Williams – 20 years, shuttles, buses
 - » Kevin Kempf – 15 years, shuttles, bikes, ADA
 - » Analicia Arzuza – 2 years
 - » Hada Jang – 2016, bike path to SF, electric scooters
 - » Princess Yarnway – 2007, shuttles, security on the bus
 - » Kaya Breston
 - » Sofia – 2007, buses

WORKGROUP MEETING #2 AGENDA

Supplemental Transportation Workgroup Meeting #2, April 21, 2022 AGENDA

- Welcome and Introductions
- Agenda Review
- Any questions from our last meeting
- Supplemental Transportation Study Survey
 - » Survey review and feedback from Workgroup
- Questions
- Next meeting on May 5, 2022, 6:00 – 7:30 PM via Zoom

Workgroup Meeting #2 Notes

- STS team
 - » Nella
 - » Lazara
 - » Chantel
 - » Rachel
 - Workgroup members
 - » Amy Adams
 - » Luis (Eddy)
 - » Jamie Wilson
 - » Loraine Williams
 - » Kevin Kempf
 - » Analicia Arzuza
 - » Hada Jang
 - » Princess Yarnway
 - All welcomed and introduced themselves and how long they have lived on Treasure Island and what mode of transportation they use most often.
 - Lazara reviewed the survey with the workgroup. The group did not have any significant issues or questions.
-

- There were suggestions to include questions about transportation alert systems, safety measures, and carpool services.
- There was a comment to consider long-term ferry, Muni, toll, scooter, and bikeshare options for residents and workers who frequently need them. Like the Presidio shuttle, consider issuing resident and worker passes within certain daily time periods.
- There is a group called “Residents Supporting Residents” interested in the survey and can possibly be a whole Focus Group of participants.

WORKGROUP MEETING #3 AGENDA

Supplemental Transportation Workgroup Meeting #3, May 5, 2022

AGENDA

- Welcome
- Agenda Review
- Any questions/thoughts from our last meeting?
- Supplemental Transportation Study Survey
 - » Outreach plan
 - Review STS Outreach plan
 - Requesting that STS workgroup members socialize survey
 - » Surveys completed to date
 - Spring Fling
 - QR code
- Draft Objectives review
 - » Emily Roach from Nelson\Nygaard will review the objectives and solicit feedback
 - » Questions?
- Any additional items?
- Next meeting on May 20, 2022, 6:00 – 7:30 PM via Zoom

Workgroup Meeting #3 Notes

- STS team
 - » Nella
 - » Lazara
 - » Rachel
 - » Chantel
 - » Emily
 - Workgroup members
 - » Hada
 - » Eddy
-

- » Loraine
- » Princess
- » Analicia
- » Kevin
- Icebreaker – What is your preferred mode of public transportation?
- Concerns
 - » Safety – environment, traffic signals, signs
 - » Safety – for pedestrians and children
- Completed surveys
 - » 8 at Spring Fling – Wednesday and Saturday food trucks
 - » 3 via QR code
- Next question – What is one tip you have for folks using public transportation?

WORKGROUP MEETING #4 AGENDA

Supplemental Transportation Workgroup Meeting #4, June 2, 2022

AGENDA

- Welcome
- Agenda Review
- Any questions/thoughts from our last meeting?
- STS surveys completed to-date
 - » Extending survey deadline?
- Review revised project timeline
 - » Dates for focus groups
- Any additional items?
- Next meeting on June 16, 2022, 6:00 – 7:30 PM via Zoom

Workgroup Meeting #4 Notes

- STS team
 - » Nella
 - » Lazara
 - » Chantel
 - » Rachel
- Workgroup members
 - » Hada
 - » Eddy
 - » Loraine
 - » Princess
 - » Kevin
- What is your least favorite mode of transportation on/off Treasure Island?
 - » Bus – behavior, theft, COVID, not dependable/not on-time, safety
 - » Car – having to focus on the road, driving on the bridge
 - » Boat – scared

- » Motorcycle – scary
- Surveys completed to-date – 182 responses
 - » Extend survey deadline to 6/10/2022
- Dates for focus groups – 8/25-27
- Gift cards

WORKGROUP MEETING #5 AGENDA

Supplemental Transportation Workgroup Meeting #5, June 16, 2022

AGENDA

- Welcome
- Agenda Review
- Any questions/thoughts from our last meeting?
- STS surveys completed to date
- Review revised project timeline
 - » Request to add one more STS workgroup meeting on 8/18/22 at 6 – 7:30pm
 - » Dates for focus groups
 - Thursday 8/25, 6 – 7:30pm (English, after work)
 - Friday 8/26, 3:30 – 5pm (Chinese)
 - Saturday 8/27, 10 – 11:30am (youth) and 1 – 2:30pm (Spanish)
 - » Review Draft focus group outreach flyer
- Review of existing examples of supplemental transportation service options
 - » Presentation by Tracy McMillan, Nelson\Nygaard
- STS workgroup ferry ride to the City
 - » Dates, time?
- Any additional items?
- Next meeting on July 7, 2022, 6:00 – 7:30 PM via Zoom

Workgroup Meeting #5 Notes

- STS team
 - » Nella
 - » Rachel
 - » Chantel
 - » Tracy
 - Workgroup members
 - » Eddy
-

- » Loraine
- » Kevin
- » Hada
- » Princess
- Are there places in SF that you have a difficult time getting to? Why?
- Are there other places that have different forms of transportation?
- Questions/thoughts from our last meeting
 - » Kevin – outreach, BART
 - » Hada – Muni, ferry
- Surveys completed to-date – 194
- OK with adding 8/18 workgroup meeting and focus group dates
- Draft focus group outreach flyer
 - » The shadow behind Focus Group makes it hard to read
 - » \$20 should be increased to \$25

WORKGROUP MEETING #6 AGENDA

Supplemental Transportation Workgroup Meeting #6, July 6, 2022

AGENDA

- Welcome
- Agenda Review
- Any questions/thoughts from our last meeting?
- Review of STS survey findings – Kit Chou, SFCTA Intern
- Review revised project timeline
 - » Canceling meeting on 8/18
 - » Focus groups 8/25 - 27
 - » Last STS workgroup meeting in September
- Any additional items?

Workgroup Meeting #6 Notes

- STS team
 - » Nella
 - » Lazara
 - » Rachel
 - » Chantel
 - » Kit
 - Workgroup members
 - » Analicia
 - » Eddy
 - » Kevin
 - » Hada
 - » Princess
 - If you could have any mode of transportation on/off the island, what would you choose?
 - » Train system
 - » Bike bridge to SF
-

- » Ferry
- » E-bike
- » Car
- 195 surveys completed
- AV shuttle project
- Townhall on 7/25 at 5:30pm about transportation at SS
- Virtual meeting on 7/28

WORKGROUP MEETING #7 AGENDA

Supplemental Transportation Workgroup Meeting #7, October 6, 2022

AGENDA

- Welcome
- Agenda Review
- Any questions/thoughts since our last meeting?
- Review of Draft Supplemental Transportation strategies
- Workgroup feedback on strategies recommendations
- Gift cards for participation
- Any additional items?

Workgroup Meeting #7 Notes

- STS team
 - » Nella
 - » Lazara
 - » Chantel
 - » Rachel
 - » Emily
 - Workgroup members
 - » Eddy
 - » Kevin
 - » Hada
 - » Princess
 - » Loraine
 - Emily reviewed the strategies with the workgroup. There were some discussions for clarifications but no issues with the strategies.
 - The workgroup approved the STS strategy recommendations.
-

WORKGROUP MEETING #8 AGENDA

Supplemental Transportation Workgroup Meeting #8, April 13, 2023

AGENDA

- Welcome & Energizer
- Agenda Review
- Review of Draft Supplemental Transportation Action Plan and Executive Summary
- Workgroup feedback on Action Plan and Executive Summary
- Next steps for STS
- Who do we still owe gift cards to?
- Any additional items?
- Adjournment and thank you!

Workgroup Meeting #8 Notes

- STS team
 - » Nella
 - » Chantel
 - » Tracy
 - » Rachel
 - » Dianne
- Attendees
 - » Kevin
 - » Hada
 - » Analicia
 - » Princess
- Tracy presented the Action Plan Executive Summary
 - » Is there anything on accessibility?
 - It's not in the Executive Summary, but we can make it clearer.
 - » Is there anything on shared micromobility? Carshare companies are mentioned (ie. Zipcar) but micromobility companies and bikeshare are not mentioned under mobility hubs.

-
- We shouldn't name any companies because they can change.
 - We have to look back on strategy development to see whether shared micromobility should be a separate strategy or should be clearer in the mobility hubs strategy.
 - » There is a strategy for one-way rides to SF, but what about to Oakland?
 - The development agreement already requires a microtransit service to the East Bay, so we didn't include it.
 - We can add this information as a footnote.
 - » What is the definition of microtransit and will it have frequencies like a bus?
 - Microtransit to Oakland will be phased in with development. It will initially be vans on-demand with a reasonable 15-minute waiting time. Then over time with more development and population, it would transition to larger vehicles (bus).
 - » A new Yerba Buena shuttle started recently. Who is eligible for it?
 - We will find out.
 - Request for photos for the Action Plan. Please send them to Tracy by the end of April.
 - Next steps
 - » Nella presented the Action Plan to the OTI BOD Island Development Committee
 - » Nell will present it to the TIDA Community Advisory Board and Board of Directors in May
 - » It will go to TIMMA in June for approval. Nella will send an update to the workgroup members afterward.
 - » OTI rolled out the welcome packet for the ambassador program.
 - We will send gift cards to the workgroup members by the end of next week.
-

APPENDIX B

Survey

Survey Flyers



CAN WE ASK YOU A FEW QUESTIONS?

We want to know about YOUR transportation needs on and off Treasure Island!

Take our transportation survey at:
<https://www.surveymonkey.com/r/TreasureIslandSurvey2022>

To help us build a vision for the future of Treasure Island, we want to know more about where you want to go and how you want to get there.

Take 10-minutes to answer this survey and make your voice heard.



Participate in our survey through **June 3, 2022**.
Survey available in multiple languages.
Paper copies available throughout the community.

For more information, please contact Nella Goncalves, 415-986-4810,
ngoncalves@onetreasureisland.org



SCAN HERE



¿PODEMOS HACERLE ALGUNAS PREGUNTAS?

¡Queremos saber sobre SUS necesidades de transporte dentro y fuera de Treasure Island!

Tome nuestra encuesta localizada aquí:
<https://es.surveymonkey.com/r/encuestaTreasureIsland2022>

Para ayudarnos a construir una visión para el futuro de Treasure Island, queremos saber más sobre dónde quiere ir y cómo quieres llegar utilizando el sistema de transporte público.

Estamos listos para escucharlos. Tome 10 minutos para responder a esta encuesta.



TIMMA
TREASURE ISLAND
MOBILITY MANAGEMENT AGENCY



Participe en nuestra encuesta hasta el **3 de junio de 2022.**

Encuesta disponible en varios idiomas.
Hay copias disponibles en papel por toda la comunidad.

Para más información, póngase en contacto con Nella Goncalves,
415-986-4810, ngoncalves@onetreasureisland.org



ESCANEA AQUÍ



我们可以问您几个问题吗？

我们想了解您在金银岛内外的交通需求！

在此参与我们的岛交通需求调查

协助我们为金银岛建立一个未来的愿景，我们希望了解更多有关您想去的地方和您想怎样前往该处。

请您花10分钟时间回答这调查的问题和让您的声音被听到。



请在**2022年6月3日**或之前参与我们的调查。
调查采用多种语言进行。
社区各处都备有纸张问卷让您参与这调查。

查詢詳情，請聯絡 Nella Goncalves, 415-986-4810,
ngoncalves@onetreasureisland.org

Survey questions

TRANSPORTATION NEEDS QUESTIONNAIRE

Treasure Island, CA

English Language

The San Francisco County Transportation Authority/Treasure Island Mobility Management Agency, in partnership with One Treasure Island, is working together to understand the transportation needs of and identify ways to improve transportation options for Treasure Island residents, workers, and visitors. Your input is important to us regardless of how you typically travel.

This questionnaire has been developed to collect information from adults over the age of 18 years. This questionnaire is completely voluntary and should only take about 10 minutes to complete. The information you share will remain confidential and anonymous. If at any time you are uncomfortable or do not wish to disclose information, you are free to leave questions blank or discontinue the survey. For more information about this questionnaire or project, please contact Nella Goncalves, 415-986-4810, ngoncalves@onetreasureisland.org.

How You Travel:

The following questions relate to your current method of travel and transportation on and off Treasure Island.

1. What is your relationship to Treasure Island? Are you a... (Check all that apply)

- Resident
- Worker
- Visitor
- Other (please specify): _____

2. What mode of transportation do you usually use to travel on and off the island?

- Personal vehicle
- Carpool with friend, relative, or neighbor
- Rideshare (Uber, Lyft, etc.) or Taxi
- Public transport (Muni, AC Transit van, etc.)
- Non-profit provided vans and transit services
- Private van service
- Medicaid transportation
- Ferry
- Bike
- Walk
- Other (please specify):

3. How often do you travel on and off the island per week (1 round trip = 1 trip)?

- More than 14
- 8 to 14
- 4 to 7
- 1 to 3
- Never
- Other (please specify): _____

4. What time of day do you usually travel on/off the island? (Check all that apply)

- 6 am to 9 am
 - 9 am to 12 noon
 - 12 noon to 4 pm
 - 4 pm to 7 pm
 - 7 pm to 10 pm
 - 10 pm to 6 am
-

5. What days of the week do you usually travel on/off the island? (Check all that apply)

- Monday
- Tuesday
- Wednesday
- Thursday
- Friday
- Saturday
- Sunday

**6. Which of these destinations outside of Treasure Island do you frequent?
(Check all that apply)**

- Mall, Shopping, Grocery Store, Bank
- Medical/dental appointments
- Social outings (friend or relative's home, restaurant, sports)
- Religious/Faith-based services
- School
- Work
- Other (please specify) : _____

**7. Which of these destinations outside of Treasure Island do you not go to as often as
you would like due to limited transportation options? (Check all that apply)**

- Mall, Shopping, Grocery Store, Bank
 - Medical/dental appointments
 - Social outings (friend or relative's home, restaurant, sports)
 - Religious/Faith-based services
 - School
 - Work
 - Other (please specify) : _____
-

8. During the past 12 months, which of the following factors prevented you from taking trips off the Island? (Check all that apply)

- Not comfortable driving/cannot drive
- Do not have a reliable vehicle
- Cannot afford gas, parking, or insurance
- Cannot afford taxi/private transportation
- Do not have someone to drive me
- Do not have bus services where I am or where I want to go
- Do not know how to ride the bus
- Cannot afford to take the bus
- Not familiar with transportation options in my area
- Do not feel safe when travelling outside my home
- Do not know who to call for transportation assistance
- Health reasons
- Other (please specify) : _____

9. Do you need any of the following kinds of assistance when you travel? (Check all that apply)

- Assistance getting into and out of a vehicle
- Escort to accompany you
- Help loading and unloading packages
- Door-to-door service
- Wheelchair, lift, or ramp
- Space for a fold-up wheelchair
- None of the above
- Other (please specify) : _____

**10. What barriers to car rentals or car share programs do you experience?
(Check all that apply)**

- Do not have access to a secure credit card in order to utilize these services
- Limited knowledge about car-sharing services
- Low availability of car-sharing vehicles on the Island
- Discomfort with car-sharing services
- Membership requirements
- Potential for unexpected technical difficulties
- None of the above
- Not interested in car rentals or care share programs
- Other (please specify) : _____

How You Would Like To Travel:

The following questions focus on what you would like to see as travel and transportation options on and off Treasure Island.

11. What transportation improvements would you like to see prioritized to support travel on/off Treasure Island? (Check all that apply)

- Expansion of fixed-route bus system (pick-up at designated bus stops), including more stops in San Francisco
- More frequent bus services
- Flex routes (bus service can deviate from fixed routes on request)
- Expansion of ride-sharing or carpooling programs
- Ride vouchers or subsidies for private ride-hailing services to get to mainland San Francisco
- Improvements to bus stop amenities (benches, lighting, signs, or shelter)
- More information on available transportation options
- Transit trip-planning technology
- Biking/walking connectivity to/from bus stop
- Other (please specify) : _____

12. How important would each of the following characteristics be in your decision to use a public transportation service (such as a bus or other accessible services) to travel on/off the island? (Circle/Check the one that most applies)

	NOT IMPORTANT 1	2	3	VERY IMPORTANT 4
Service from home to work	<input type="radio"/>	<input type="radio"/>	<input type="radio"/>	<input type="radio"/>
Evening service	<input type="radio"/>	<input type="radio"/>	<input type="radio"/>	<input type="radio"/>
Late-night service (after 10pm)	<input type="radio"/>	<input type="radio"/>	<input type="radio"/>	<input type="radio"/>
Weekend service	<input type="radio"/>	<input type="radio"/>	<input type="radio"/>	<input type="radio"/>
Guaranteed ride home	<input type="radio"/>	<input type="radio"/>	<input type="radio"/>	<input type="radio"/>
Very few stops	<input type="radio"/>	<input type="radio"/>	<input type="radio"/>	<input type="radio"/>
Clear pricing structure	<input type="radio"/>	<input type="radio"/>	<input type="radio"/>	<input type="radio"/>
Easy to arrange	<input type="radio"/>	<input type="radio"/>	<input type="radio"/>	<input type="radio"/>
Same-day scheduling	<input type="radio"/>	<input type="radio"/>	<input type="radio"/>	<input type="radio"/>
Wheelchair accessible	<input type="radio"/>	<input type="radio"/>	<input type="radio"/>	<input type="radio"/>
Other (please specify):				

13. If you had additional public transportation options (such as more bus or shuttle options), how many additional trips would you take on/off the island per week (1 round trip = 1 trip)? (Check the one that most applies)

- None
- 1 to 3
- 4 to 7
- 8 to 14
- More than 14

14. How much would you be willing to pay for transportation service on/off the Island each way? (Check the one that most applies)

- Less than \$3.00
- \$3.01 - \$5.00
- \$5.01 - \$7.00
- More than \$7.01
- Other (please specify): _____

**15. Please indicate how current transit service on/off the island could be improved.
(Check all that apply)**

- Provide more frequent service on Holidays
- Central dispatch/information source (one phone number to call for a ride, etc.)
- Better advertising/marketing
- Expanded service outside of town
- Accessibility of service
- Affordability of service
- Better coordination between service providers
- Electronic car/car share station
- Other (please specify) : _____

16. Would you rent a bike, electronic scooter, or other accessible mobility option if it were available for transportation on the island?

- Yes
- No

17. Would you participate in a self-managed carpool service among Island residents?

- Yes
- No

18. Would you like to see a transportation alert service system on Treasure Island?

- Yes (if so, see next question)
- No

18a. How would you like to receive transportation alert service system messages that impact commuting on Treasure Island? (Check all that apply)

- Text
- Email
- Mass phone messaging service
- Electronic information board
- Other: _____

19. What additional safety measures might be needed on Treasure Island to make transportation more accessible? (Check all that apply)

- More lighting at bus shelters
- Expanded crosswalks
- Additional multi- and shared-use paths
- Expansion to existing bikeways/walkways
- More security cameras at designated locations
- Extended security personnel on busses, ferries, and other transit
- No additional safety measures are needed
- Other: _____

20. Please add any additional comments you may have about public transportation on Treasure Island:

About You:

This information helps us to understand who is answering this survey.

21. What is your gender identity?

- Female
- Male
- Trans-identified
- Gender non-binary
- Other (please specify) : _____

22. What is your age?

- 18 - 24
 - 25 - 40
 - 41 - 64
 - 65 - 74
 - 75+
-

23. What is your Race/Ethnic identity?

- American Indian/Alaskan Native
- Asian
- Black/African American
- Native Hawaiian/Pacific Islander
- White
- Latinx/o/a or Hispanic
- Mixed Race
- Other (please specify) : _____

24. What is the primary language spoken in your household?

- English
- Spanish
- Mandarin/Cantonese
- Other (please specify) : _____

25. How many members live in your household?

- 1 (only you)
- 2 - 4
- 5 - 7
- 8+

26. Do you have children? (If no, you have finished the survey)

- Yes
- No

26a. If yes, do your children attend school off the island?

- Yes
- No

Thank you for your input and participation!

Survey findings

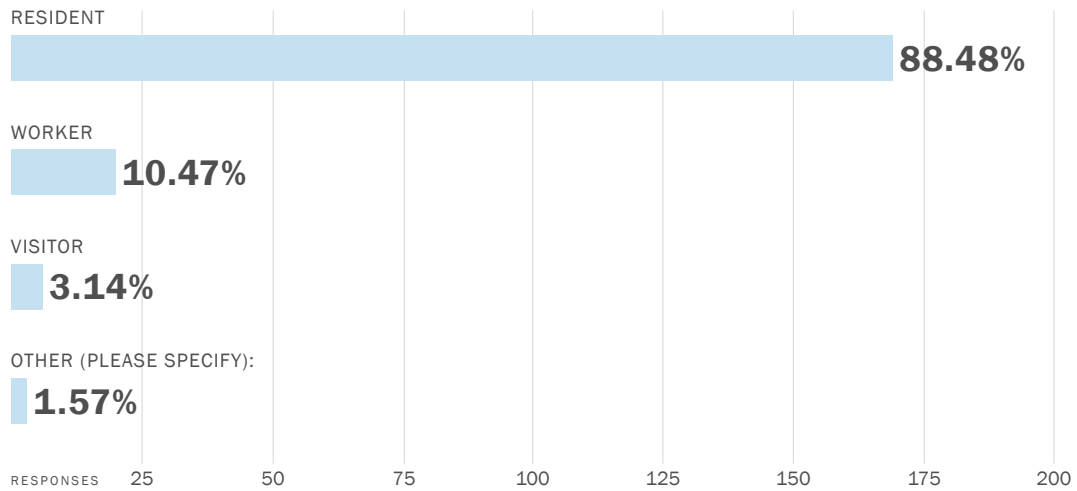
191 Total Responses

Date Created: Wednesday, April 13, 2022

Complete Responses: 191

Q1: What is your relationship to Treasure Island? Are you a... (Check all that apply)

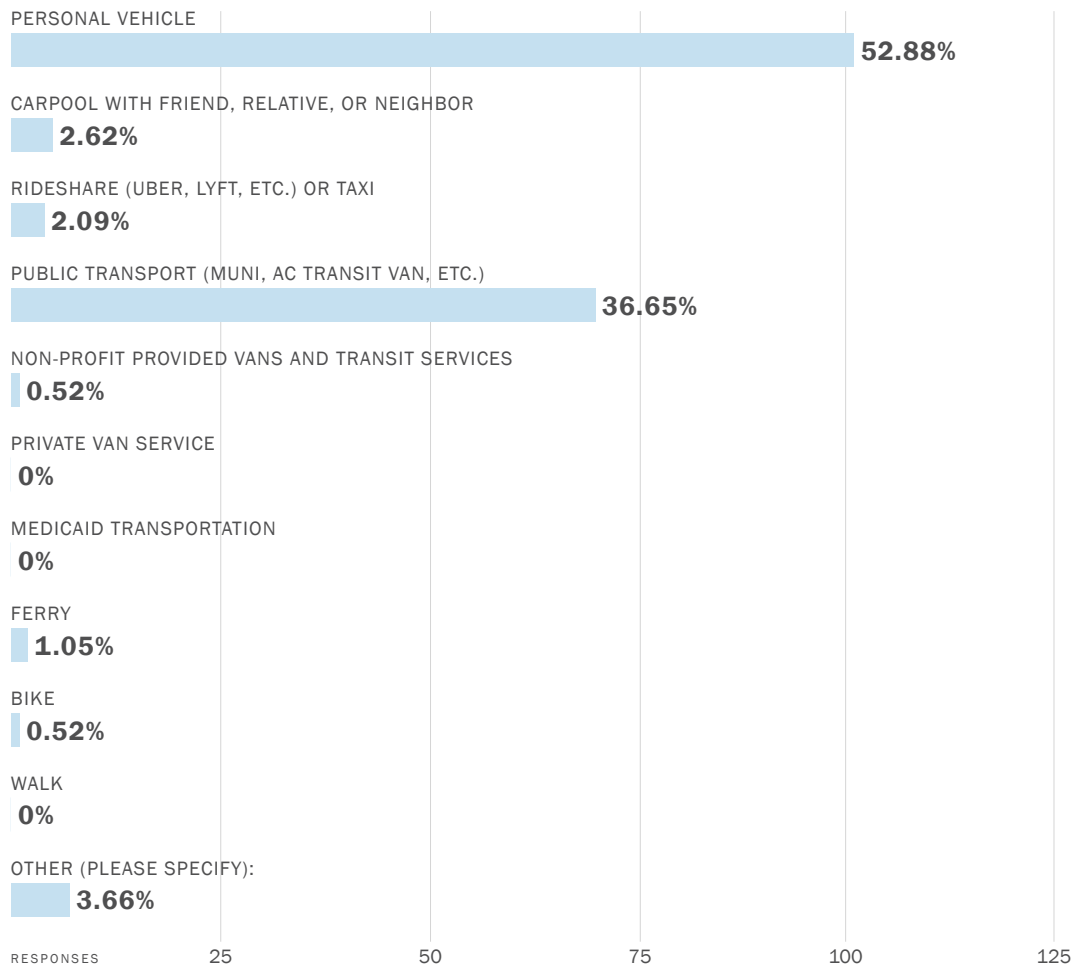
Answered: 191 Skipped: 0



ANSWER CHOICES	PERCENT	RESPONSES
Resident	88.48%	169
Worker	10.47%	20
Visitor	3.14%	6
Other (please specify):	1.57%	3
TOTAL		198

Q2: What mode of transportation do you usually use to travel on and off the island?

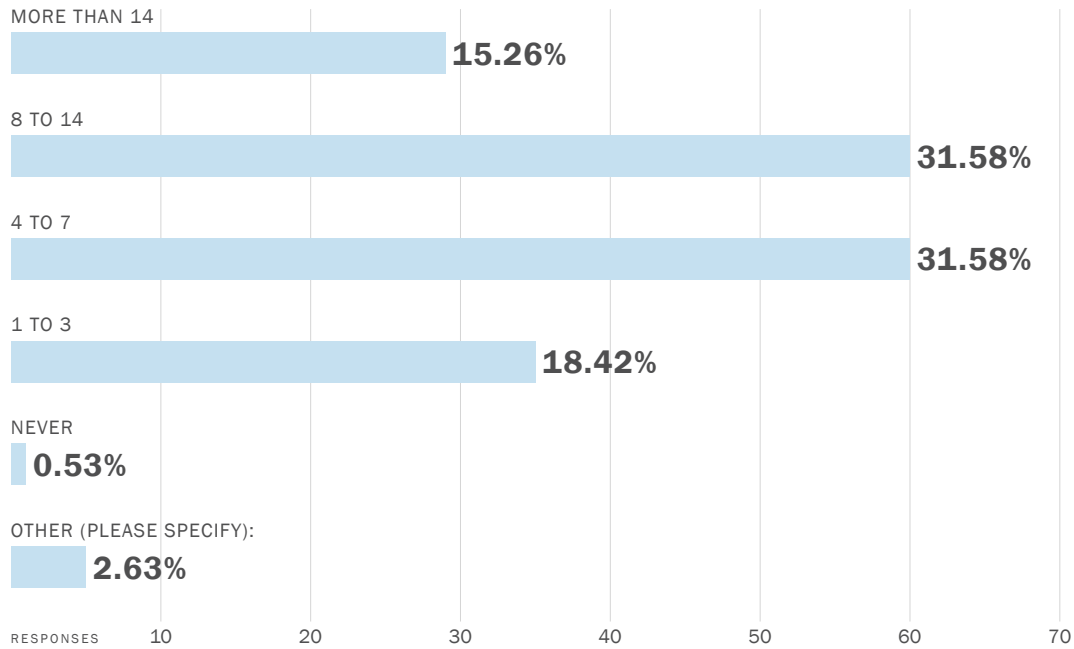
Answered: 191 Skipped: 0



ANSWER CHOICES	PERCENT	RESPONSES
Personal vehicle	52.88%	101
Carpool with friend, relative, or neighbor	2.62%	5
Rideshare (Uber, Lyft, etc.) or Taxi	2.09%	4
Public transport (Muni, AC Transit van, etc.)	36.65%	70
Non-profit provided vans and transit services	0.52%	1
Private van service	0%	0
Medicaid transportation	0%	0
Ferry	1.05%	2
Bike	0.52%	1
Walk	0%	0
Other (please specify):	3.66%	7
TOTAL		191

Q3: How often do you travel on and off the island per week (1 round trip = 1 trip)?

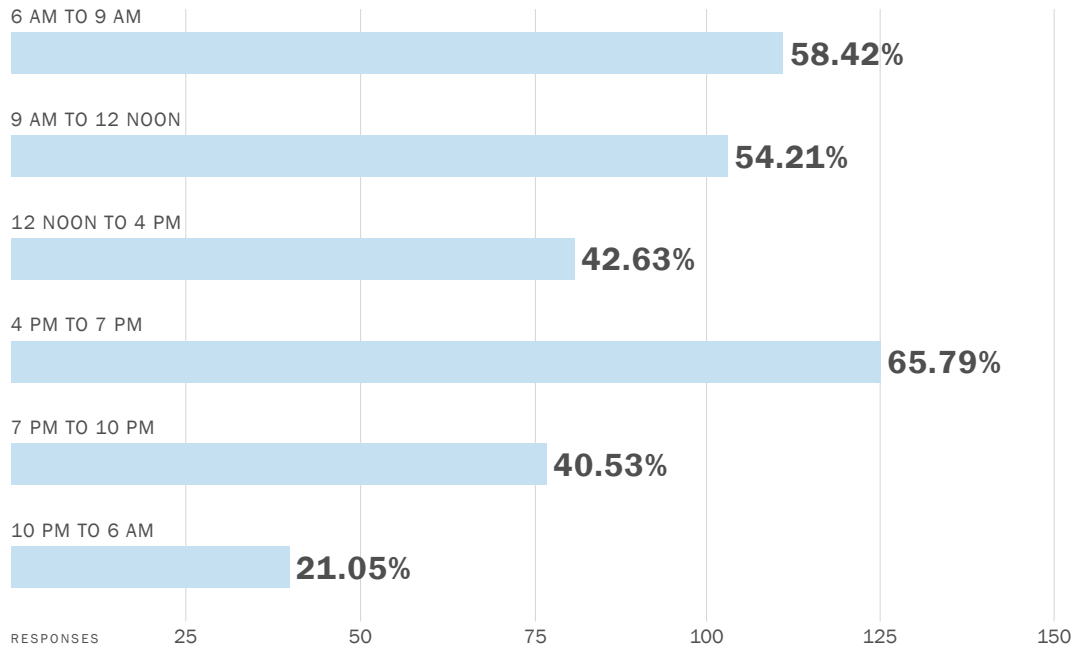
Answered: 190 Skipped: 1



ANSWER CHOICES	PERCENT	RESPONSES
More than 14	15.26%	29
8 to 14	31.58%	60
4 to 7	31.58%	60
1 to 3	18.42%	35
Never	0.53%	1
Other (please specify):	2.63%	5
TOTAL		190

Q4: What time of day do you usually travel on/off the island? (Check all that apply)

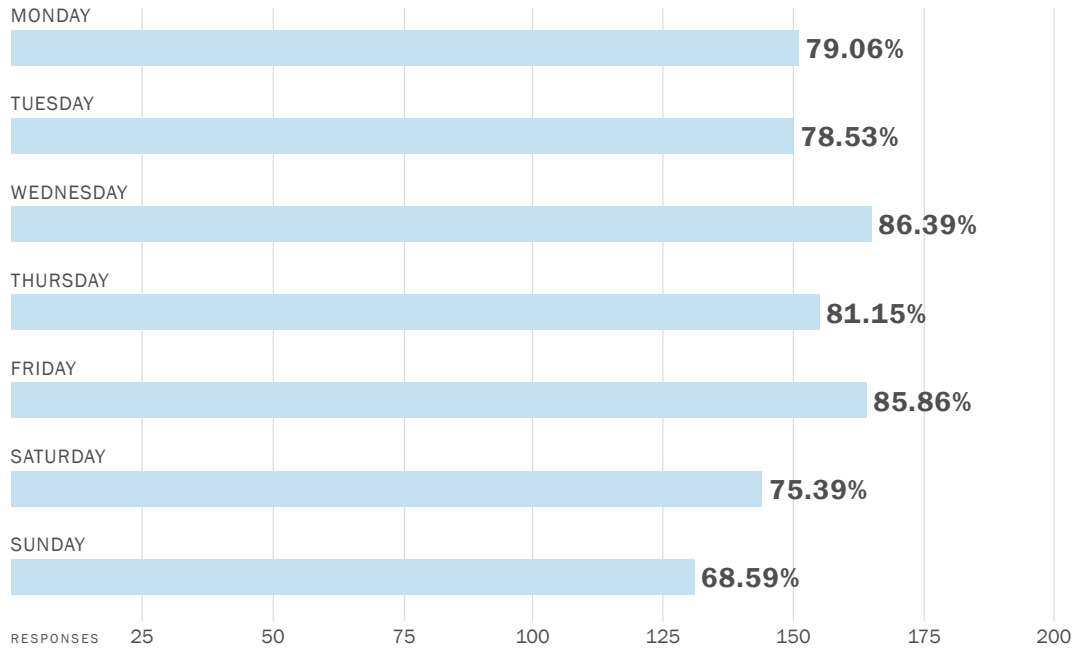
Answered: 190 Skipped: 1



ANSWER CHOICES	PERCENT	RESPONSES
6 am to 9 am	58.42%	111
9 am to 12 noon	54.21%	103
12 noon to 4 pm	42.63%	81
4 pm to 7 pm	65.79%	125
7 pm to 10 pm	40.53%	77
10 pm to 6 am	21.05%	40
TOTAL		537

**Q5: What days of the week do you usually travel on/off the island?
(Check all that apply)**

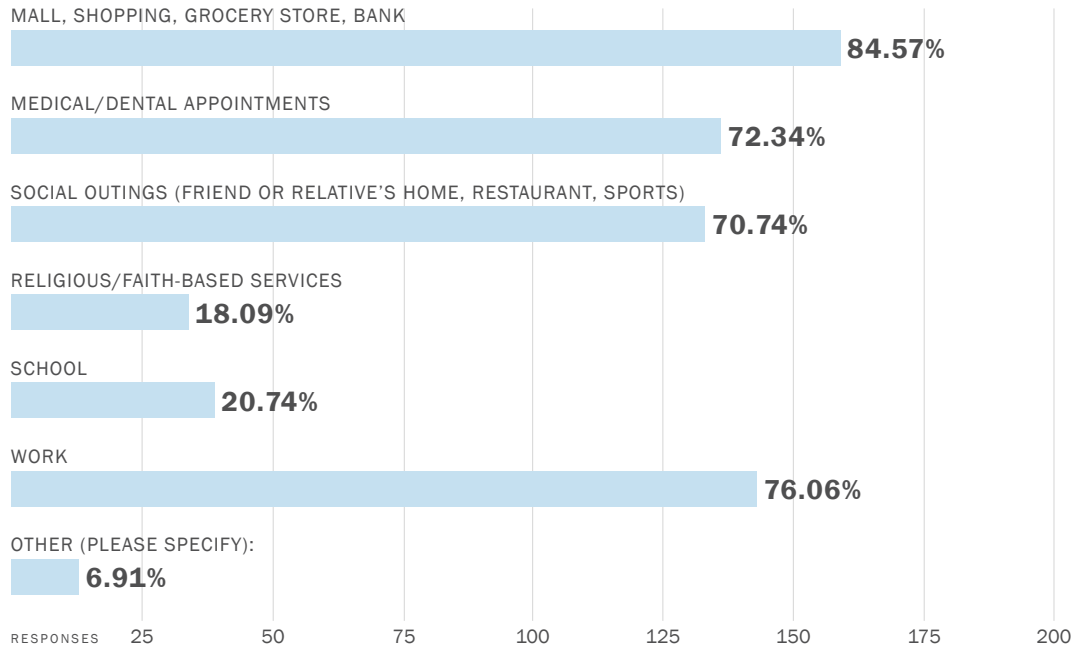
Answered: 191 Skipped: 0



ANSWER CHOICES	PERCENT	RESPONSES
Monday	79.06%	151
Tuesday	78.53%	150
Wednesday	86.39%	165
Thursday	81.15%	155
Friday	85.86%	164
Saturday	75.39%	144
Sunday	68.59%	131
TOTAL		1060

**Q6: Which of these destinations outside of Treasure Island do you frequent?
(Check all that apply)**

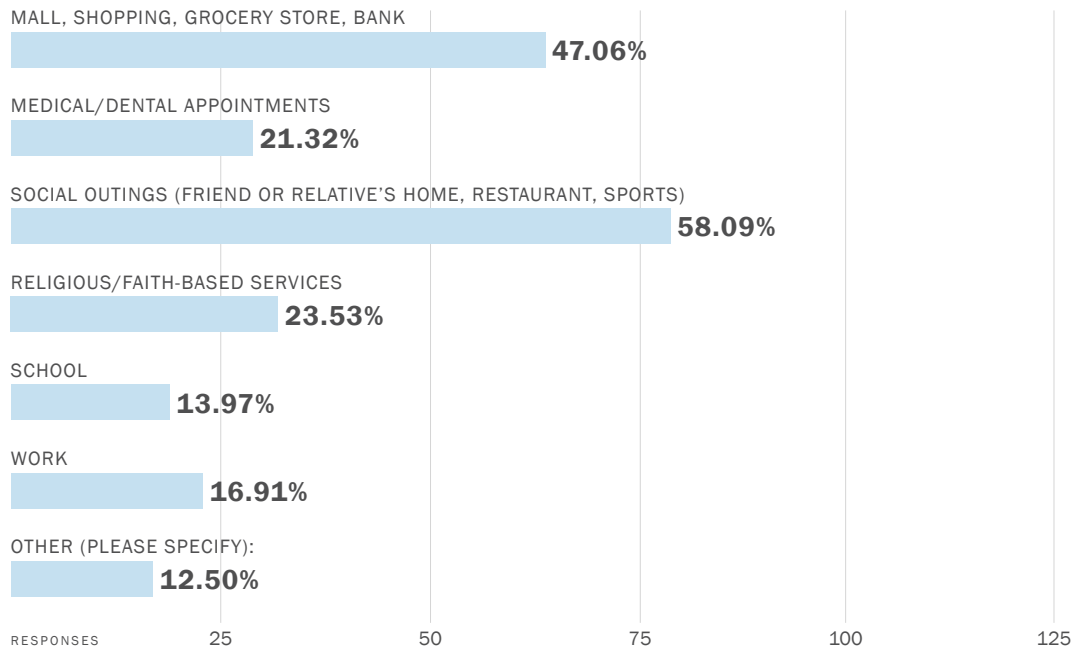
Answered: 188 Skipped: 3



ANSWER CHOICES	PERCENT	RESPONSES
Mall, Shopping, Grocery Store, Bank	84.57%	159
Medical/dental appointments	72.34%	136
Social outings (friend or relative's home, restaurant, sports)	70.74%	133
Religious/Faith-based services	18.09%	34
School	20.74%	39
Work	76.06%	143
Other (please specify):	6.91%	13
TOTAL		657

Q7: Which of these destinations outside of Treasure Island do you not go to as often as you would like due to limited transportation options? (Check all that apply)

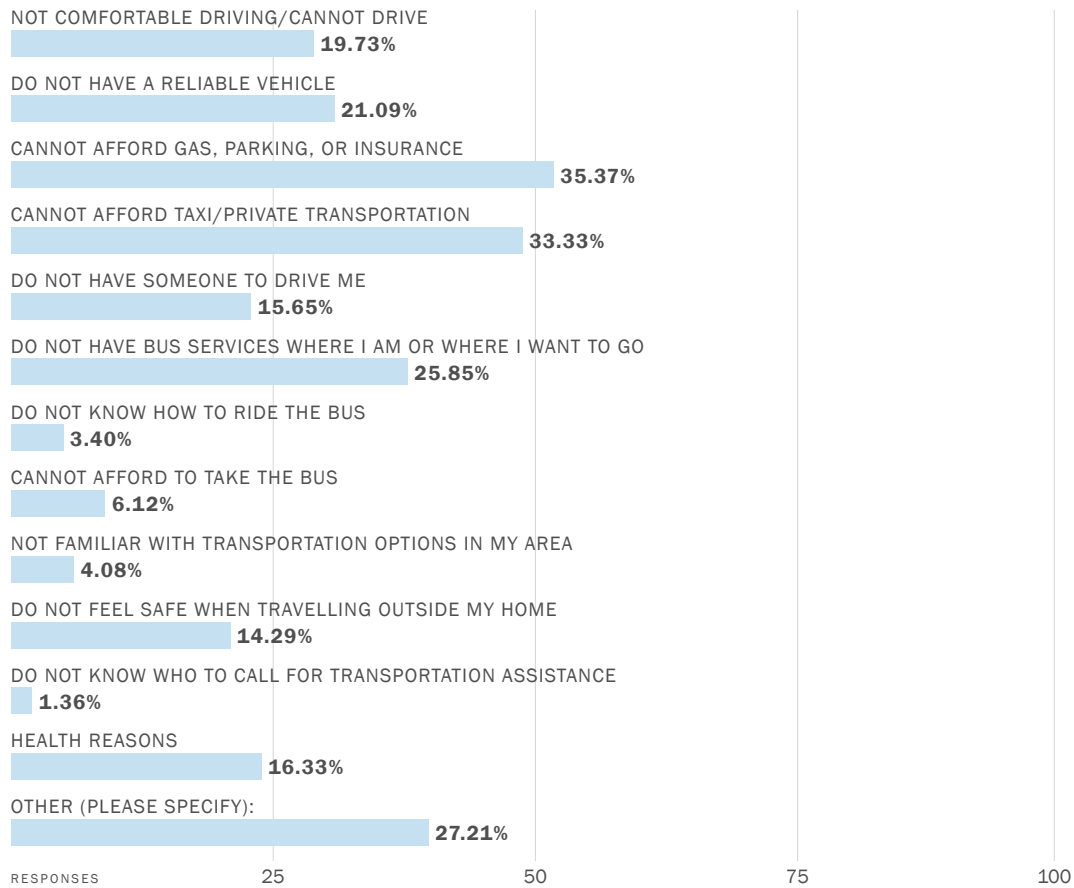
Answered: 136 Skipped: 55



ANSWER CHOICES	PERCENT	RESPONSES
Mall, Shopping, Grocery Store, Bank	47.06%	64
Medical/dental appointments	21.32%	29
Social outings (friend or relative's home, restaurant, sports)	58.09%	79
Religious/Faith-based services	23.53%	32
School	13.97%	19
Work	16.91%	23
Other (please specify):	12.50%	17
TOTAL		263

Q8: During the past 12 months, which of the following factors prevented you from taking trips off the Island? (Check all that apply)

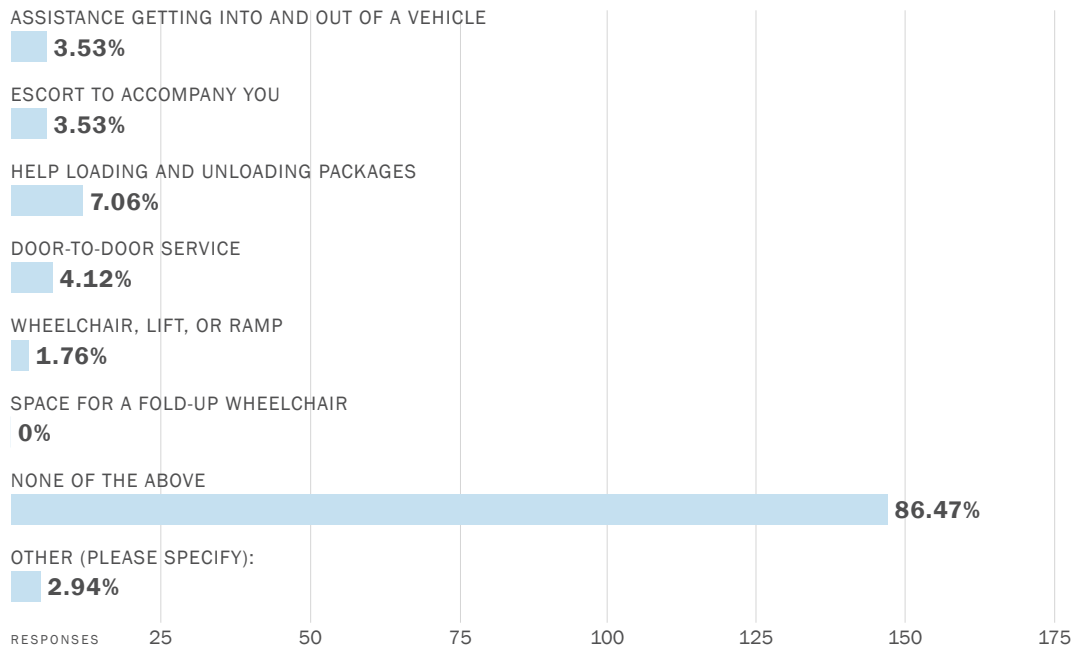
Answered: 147 Skipped: 44



ANSWER CHOICES	PERCENT	RESPONSES
Not comfortable driving/cannot drive	19.73%	29
Do not have a reliable vehicle	21.09%	31
Cannot afford gas, parking, or insurance	35.37%	52
Cannot afford taxi/private transportation	33.33%	49
Do not have someone to drive me	15.65%	23
Do not have bus services where I am or where I want to go	25.85%	38
Do not know how to ride the bus	3.40%	5
Cannot afford to take the bus	6.12%	9
Not familiar with transportation options in my area	4.08%	6
Do not feel safe when travelling outside my home	14.29%	21
Do not know who to call for transportation assistance	1.36%	2
Health reasons	16.33%	24
Other (please specify):	27.21%	40
TOTAL		329

**Q9: Do you need any of the following kinds of assistance when you travel?
(Check all that apply)**

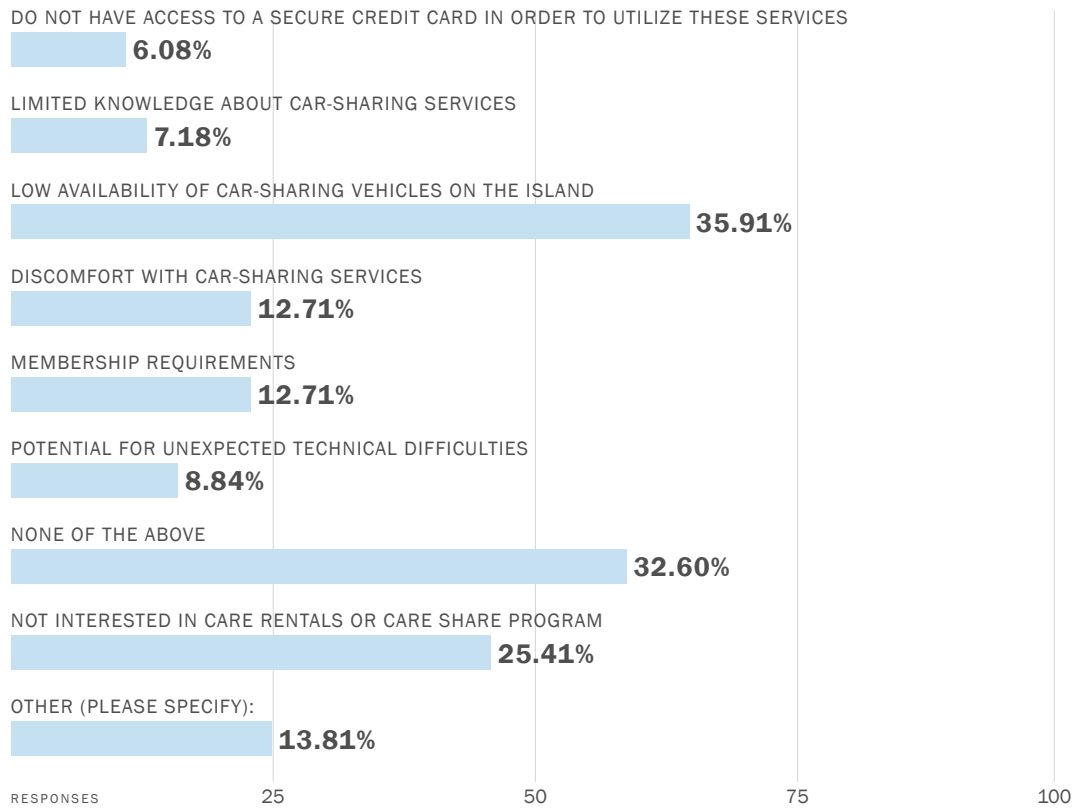
Answered: 170 Skipped: 21



ANSWER CHOICES	PERCENT	RESPONSES
Assistance getting into and out of a vehicle	3.53%	6
Escort to accompany you	3.53%	6
Help loading and unloading packages	7.06%	12
Door-to-door service	4.12%	7
Wheelchair, lift, or ramp	1.76%	3
Space for a fold-up wheelchair	0%	0
None of the above	86.47%	147
Other (please specify):	2.94%	5
TOTAL		186

**Q10: What barriers to car rentals or car share programs do you experience?
(Check all that apply)**

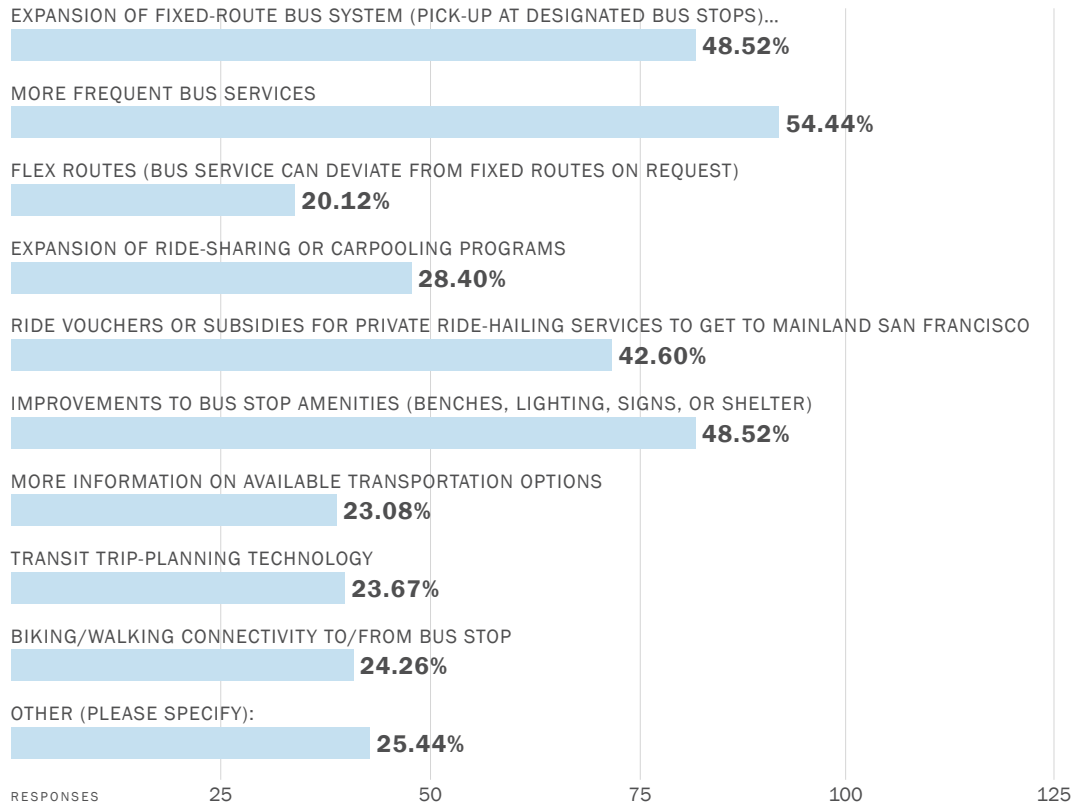
Answered: 181 Skipped: 10



ANSWER CHOICES	PERCENT	RESPONSES
Do not have access to a secure credit card in order to utilize these services	6.08%	11
Limited knowledge about car-sharing services	7.18%	13
Low availability of car-sharing vehicles on the Island	35.91%	65
Discomfort with car-sharing services	12.71%	23
Membership requirements	12.71%	23
Potential for unexpected technical difficulties	8.84%	16
None of the above	32.60%	59
Not interested in care rentals or care share program	25.41%	46
Other (please specify):	13.81%	25
TOTAL		281

Q11: What transportation improvements would you like to see prioritized to support travel on/off Treasure Island? (Check all that apply)

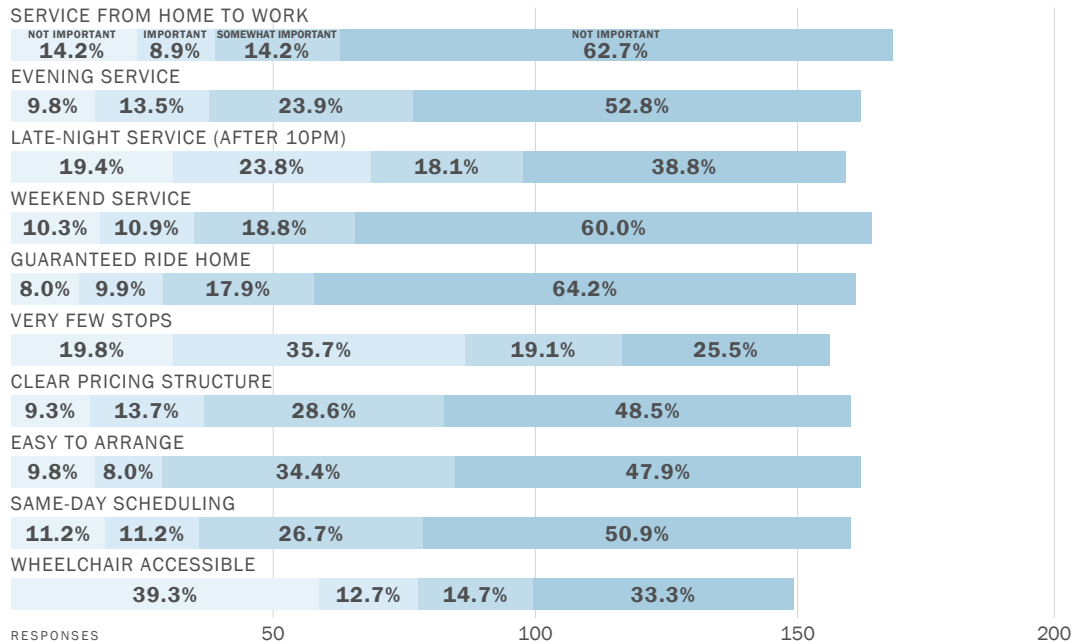
Answered: 169 Skipped: 22



ANSWER CHOICES	PERCENT	RESPONSES
Expansion of fixed-route bus system (pick-up at designated bus stops), including more stops in San Francisco	48.52%	82
More frequent bus services	54.44%	92
Flex routes (bus service can deviate from fixed routes on request)	20.12%	34
Expansion of ride-sharing or carpooling programs	28.40%	48
Ride vouchers or subsidies for private ride-hailing services to get to mainland San Francisco	42.60%	72
Improvements to bus stop amenities (benches, lighting, signs, or shelter)	48.52%	82
More information on available transportation options	23.08%	39
Transit trip-planning technology	23.67%	40
Biking/walking connectivity to/from bus stop	24.26%	41
Other (please specify):	25.44%	43
TOTAL		573

Q12: How important would each of the following characteristics be in your decision to use a public transportation service (such as a bus or accessible services) to travel on/off the island? (Circle/Check the one that most applies)

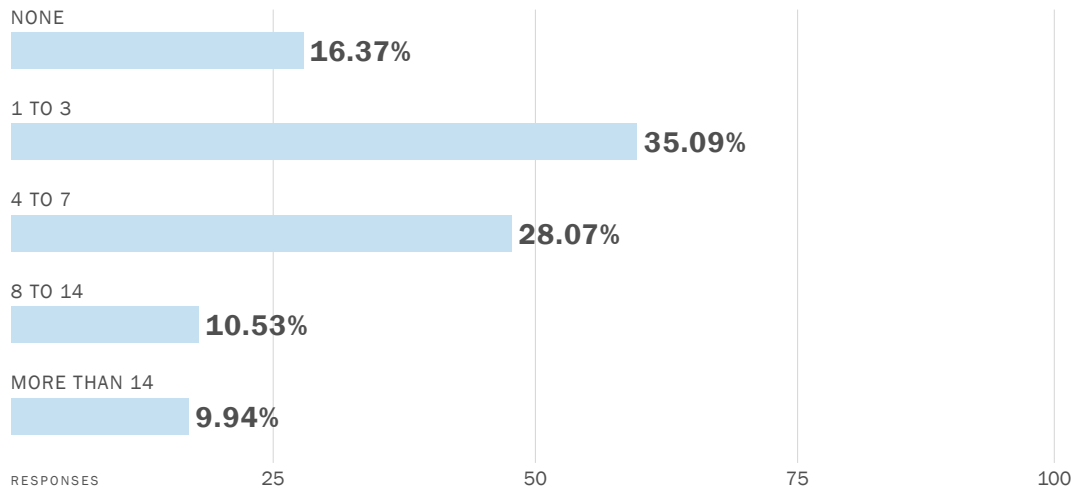
Answered: 172 Skipped: 19



	NOT IMPORTANT	SOMEWHAT IMPORTANT	IMPORTANT	VERY IMPORTANT	TOTAL	WEIGHTED AVERAGE
Service from home to work	14.20% 24	8.88% 15	14.20% 24	62.72% 106	169	3.25
Evening service	9.82% 16	13.50% 22	23.93% 39	52.76% 86	163	3.2
Late-night service (after 10pm)	19.38% 31	23.75% 38	18.12% 29	38.75% 62	160	2.76
Weekend service	10.30% 17	10.91% 18	18.79% 31	60.00% 99	165	3.28
Guaranteed ride home	8.02% 13	9.88% 16	17.90% 29	64.20% 104	162	3.38
Very few stops	19.75% 31	35.67% 56	19.11% 30	25.48% 40	157	2.5
Clear pricing structure	9.32% 15	13.66% 22	28.57% 46	48.45% 78	161	3.16
Easy to arrange	9.82% 16	7.98% 13	34.36% 56	47.85% 78	163	3.2
Same-day scheduling	11.18% 18	11.18% 18	26.71% 43	50.93% 82	161	3.17
Wheelchair accessible	39.33% 59	12.67% 19	14.67% 22	33.33% 50	150	2.42

Q13: If you had additional public transportation options (such as more bus or shuttle options), how many additional trips would you take on/off the island per week (1 round trip = 1 trip)? (Check the one that most applies)

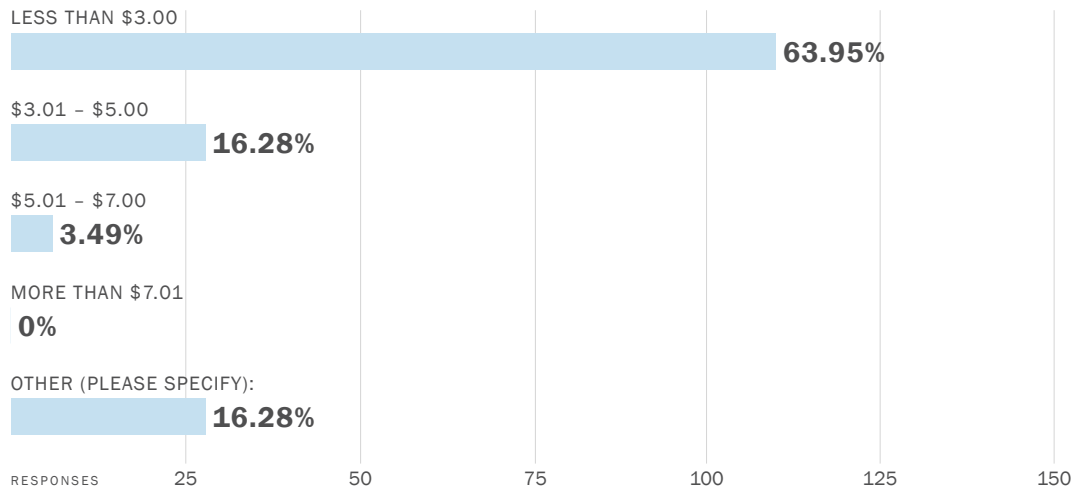
Answered: 171 Skipped: 20



ANSWER CHOICES	PERCENT	RESPONSES
None	16.37%	28
1 to 3	35.09%	60
4 to 7	28.07%	48
8 to 14	10.53%	18
More than 14	9.94%	17
TOTAL		171

Q14: How much would you be willing to pay for transportation service on/off the Island each way? (Check the one that most applies)

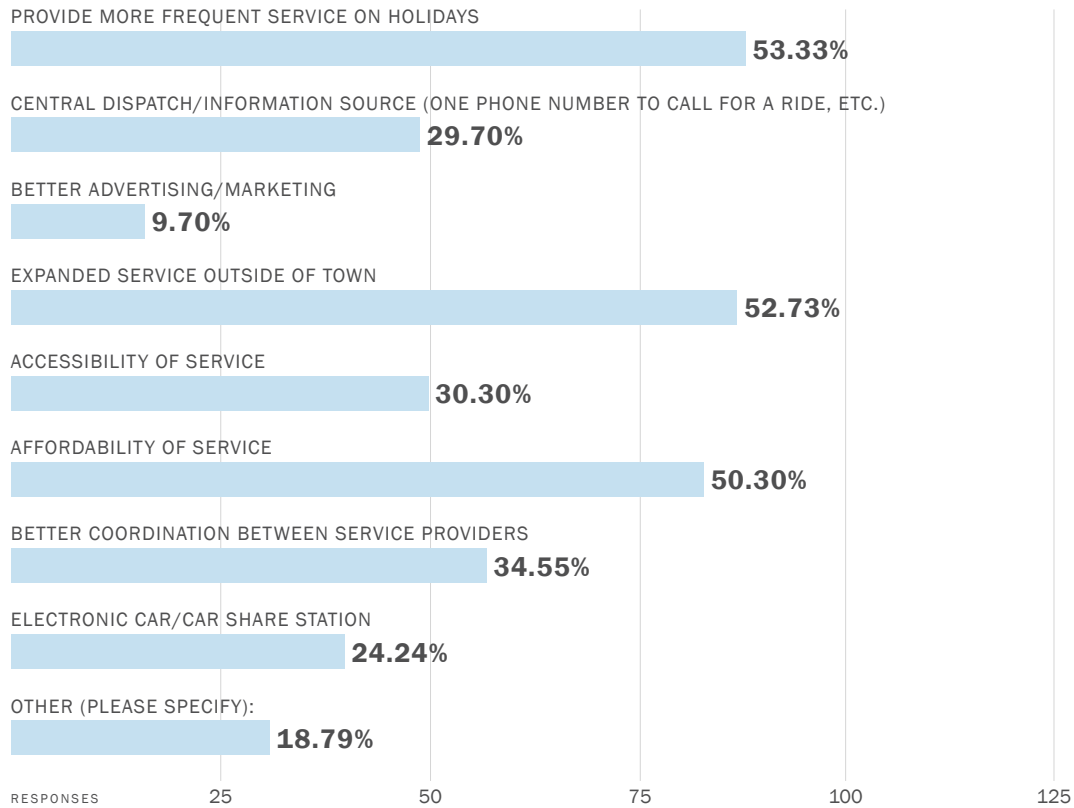
Answered: 172 Skipped: 19



ANSWER CHOICES	PERCENT	RESPONSES
Less than \$3.00	63.95%	110
\$3.01 - \$5.00	16.28%	28
\$5.01 - \$7.00	3.49%	6
More than \$7.01	0%	0
Other (please specify):	16.28%	28
TOTAL		172

**Q15: Please indicate how current transit service on/off the island could be improved.
(Check all that apply)**

Answered: 165 Skipped: 26



ANSWER CHOICES	PERCENT	RESPONSES
Provide more frequent service on Holidays	53.33%	88
Central dispatch/information source (one phone number to call for a ride, etc.)	29.70%	49
Better advertising/marketing	9.70%	16
Expanded service outside of town	52.73%	87
Accessibility of service	30.30%	50
Affordability of service	50.30%	83
Better coordination between service providers	34.55%	57
Electronic car/car share station	24.24%	40
Other (please specify):	18.79%	31
TOTAL		501

Q16: Would you rent a bike, electronic scooter, or other accessible mobility option if it were available for transportation on the island?

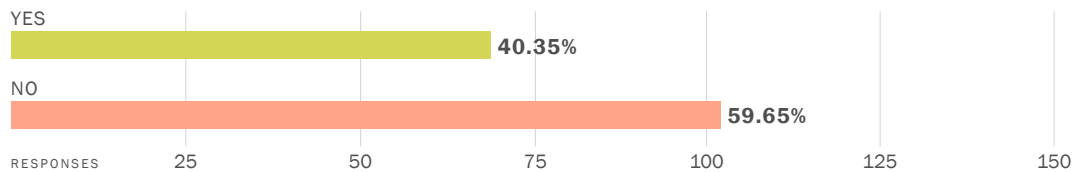
Answered: 177 Skipped: 14



ANSWER CHOICES	PERCENT	RESPONSES
Yes	48.59%	86
No	51.41%	91
TOTAL		177

Q17: Would you participate in a self-managed carpool service among Island residents?

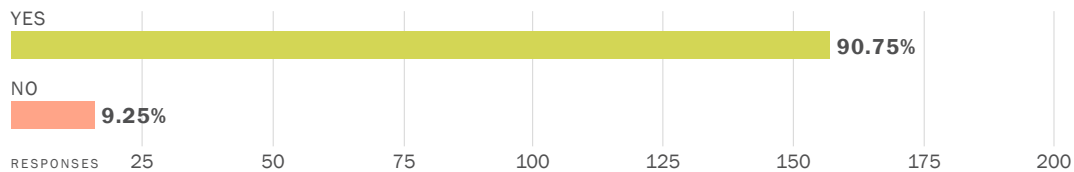
Answered: 171 Skipped: 20



ANSWER CHOICES	PERCENT	RESPONSES
Yes	40.35%	69
No	59.65%	102
TOTAL		171

Q18: Would you like to see a transportation alert service system on Treasure Island?

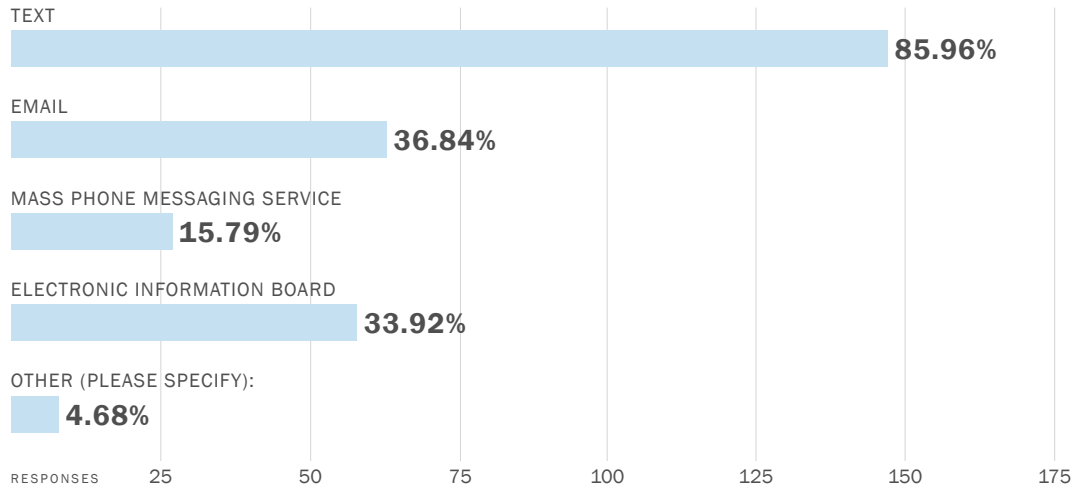
Answered: 173 Skipped: 18



ANSWER CHOICES	PERCENT	RESPONSES
Yes	90.75%	157
No	9.25%	16
TOTAL		173

Q19: How would you like to receive transportation alert service system messages that impact commuting on Treasure Island? (Check all that apply)

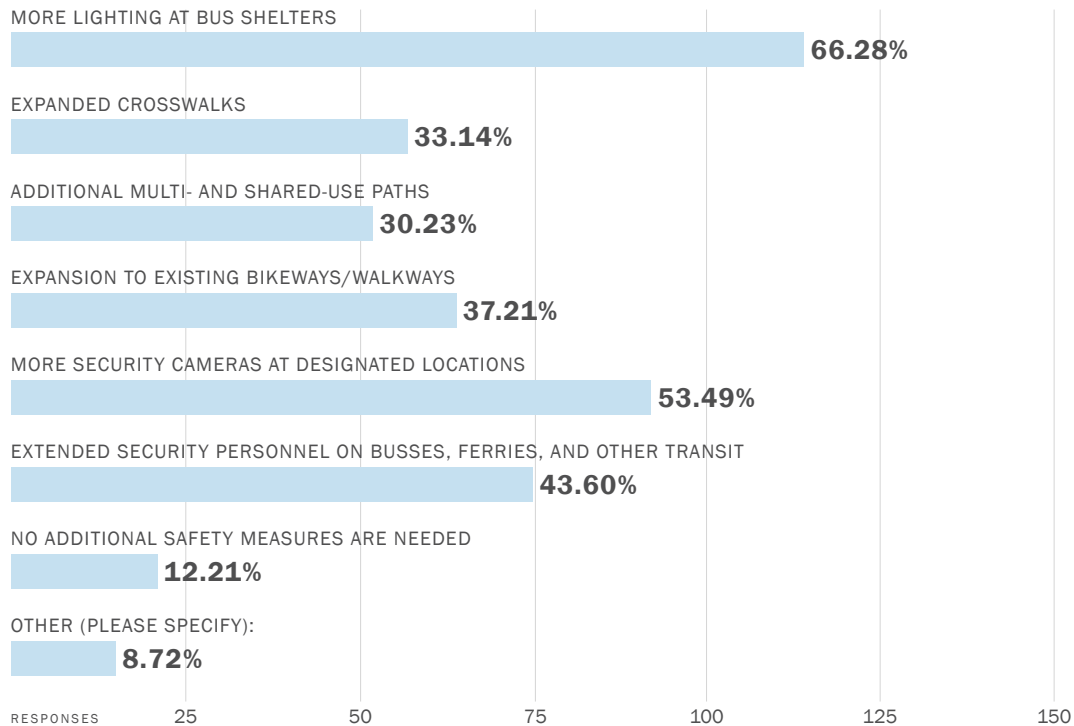
Answered: 171 Skipped: 20



ANSWER CHOICES	PERCENT	RESPONSES
Text	85.96%	147
Email	36.84%	63
Mass phone messaging service	15.79%	27
Electronic information board	33.92%	58
Other (please specify):	4.68%	8
TOTAL		303

Q20: What additional safety measures might be needed on Treasure Island to make transportation more accessible? (Check all that apply)

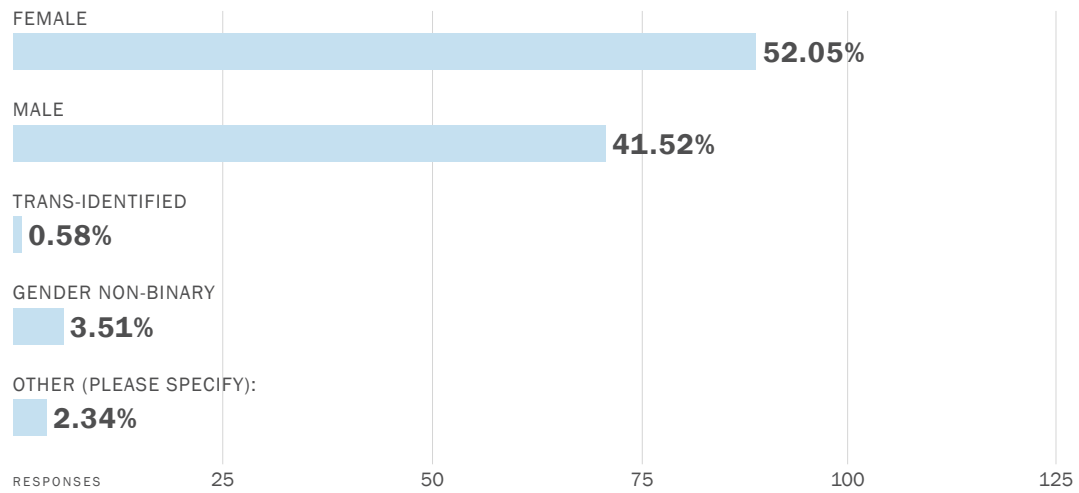
Answered: 172 Skipped: 19



ANSWER CHOICES	PERCENT	RESPONSES
More lighting at bus shelters	66.28%	114
Expanded crosswalks	33.14%	57
Additional multi- and shared-use paths	30.23%	52
Expansion to existing bikeways/walkways	37.21%	64
More security cameras at designated locations	53.49%	92
Extended security personnel on busses, ferries, and other transit	43.60%	75
No additional safety measures are needed	12.21%	21
Other (please specify):	8.72%	15
TOTAL		490

Q22: What is your gender identity?

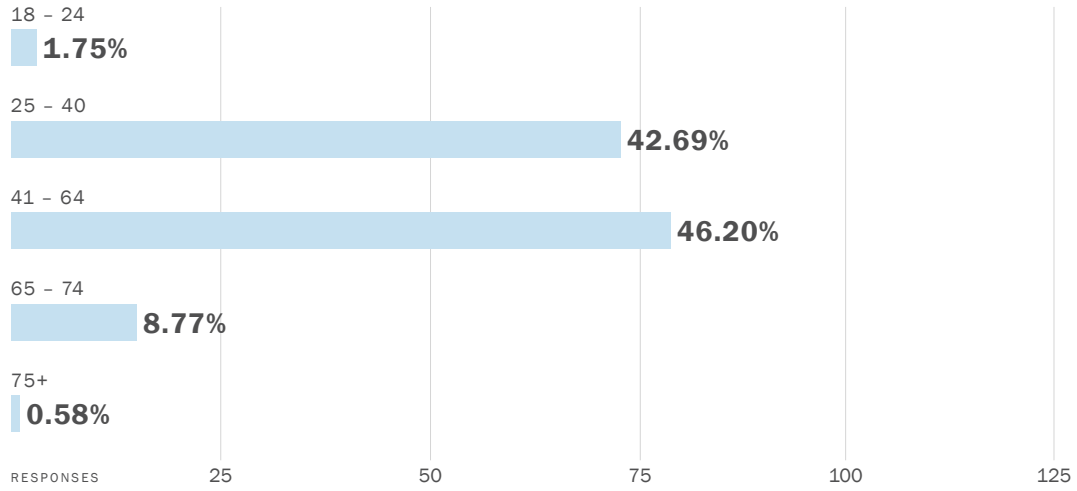
Answered: 171 Skipped: 20



ANSWER CHOICES	PERCENT	RESPONSES
Female	52.05%	89
Male	41.52%	71
Trans-identified	0.58%	1
Gender non-binary	3.51%	6
Other (please specify):	2.34%	4
TOTAL		171

Q23: What is your age?

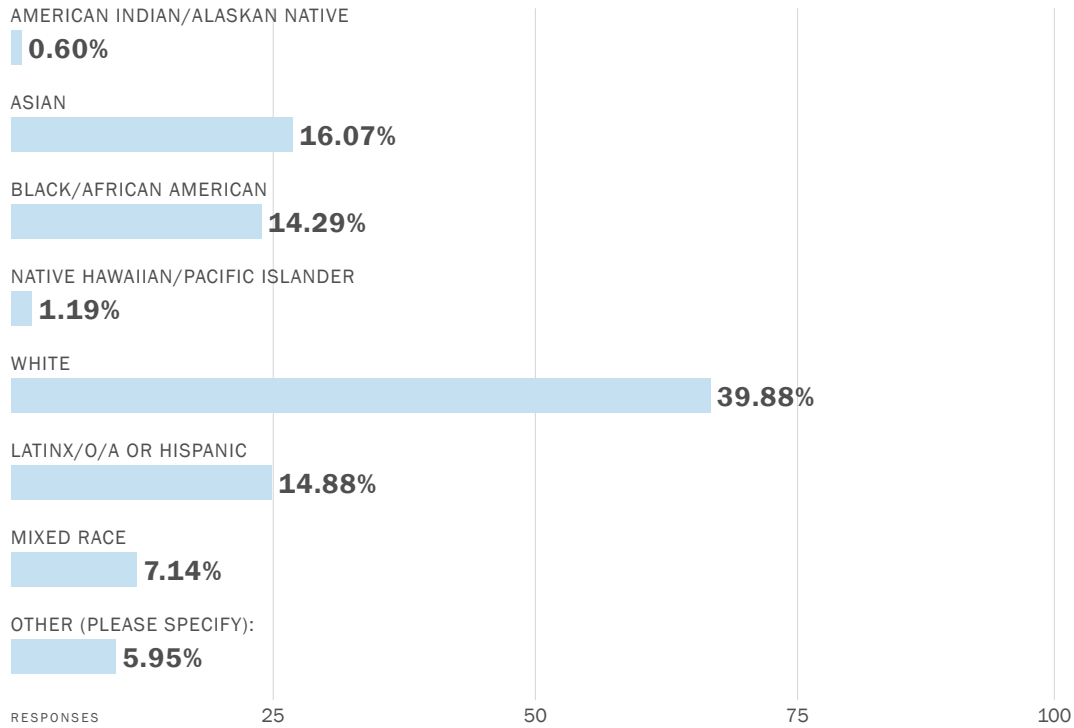
Answered: 171 Skipped: 20



ANSWER CHOICES	PERCENT	RESPONSES
18 - 24	1.75%	3
25 - 40	42.69%	73
41 - 64	46.20%	79
65 - 74	8.77%	15
75+	0.58%	1
TOTAL		171

Q24: What is your Race/Ethnic identity?

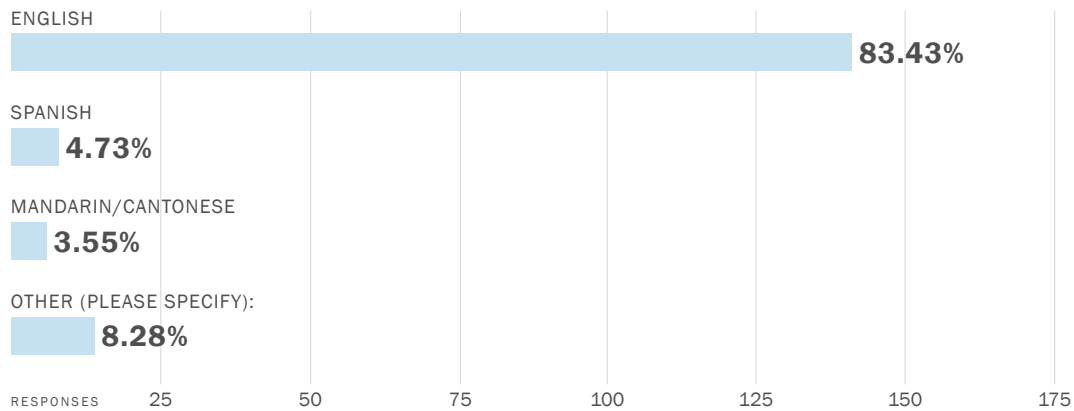
Answered: 168 Skipped: 23



ANSWER CHOICES	PERCENT	RESPONSES
American Indian/Alaskan Native	0.60%	1
Asian	16.07%	27
Black/African American	14.29%	24
Native Hawaiian/Pacific Islander	1.19%	2
White	39.88%	67
Latinx/o/a or Hispanic	14.88%	25
Mixed Race	7.14%	12
Other (please specify):	5.95%	10
TOTAL		168

Q25: What is the primary language spoken in your household?

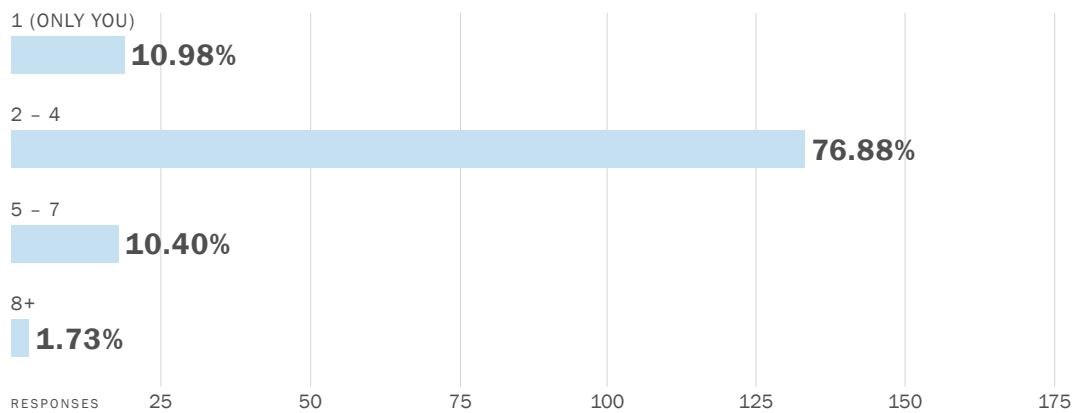
Answered: 169 Skipped: 22



ANSWER CHOICES	PERCENT	RESPONSES
English	83.43%	141
Spanish	4.73%	8
Mandarin/Cantonese	3.55%	6
Other (please specify):	8.28%	14
TOTAL		169

Q26: How many members live in your household?

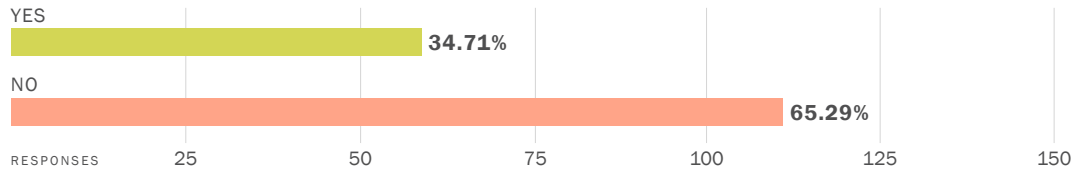
Answered: 173 Skipped: 18



ANSWER CHOICES	PERCENT	RESPONSES
1 (only you)	10.98%	19
2 - 4	76.88%	133
5 - 7	10.40%	18
8+	1.73%	3
TOTAL		173

Q27: Do you have children?

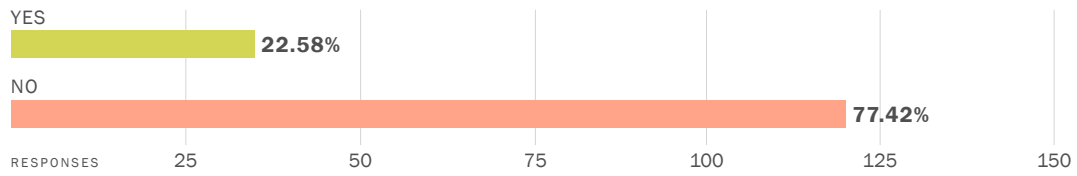
Answered: 170 Skipped: 21



ANSWER CHOICES	PERCENT	RESPONSES
Yes	34.71%	59
No	65.29%	111
TOTAL		170

Q28: Do your children attend school off the island?

Answered: 155 Skipped: 36



ANSWER CHOICES	PERCENT	RESPONSES
Yes	22.58%	35
No	77.42%	120
TOTAL		155

APPENDIX C

Focus Group Meeting Materials

Focus Group Meeting Flyers



Treasure Island Transportation
Needs Assessment

FOCUS GROUP

Join us for a focus group discussion on the transportation needs on, off, and around Treasure Island for residents and patrons.



WE WANT TO HEAR MORE!

Thursday,
8/25, 6:00
PM – 7:30
PM (English-
language)

Friday, 8/26,
3:30 PM –
5:00 PM
(Chinese-
language)

Saturday,
8/27, 10:00
AM – 11:30
AM (Youth)

Saturday,
8/27, 1:00 PM
– 2:30 PM
(Spanish-
language)

**Limited seats available!
First Come, First Served.**



Focus group meetings will be held at the
Ship Shape Community Center, 850 Ave I, Treasure Island

Light snacks provided and participants will receive
\$20 gift cards for their time.

For more information, please contact Nella Goncalves,
415-986-4810, ngoncalves@onetreasureisland.org





Evaluación de las Necesidades de Transporte de Treasure Island

GRUPO DE ENFOQUE

Comparte con nosotros sus ideas, sugerencias, e soluciones sobre las necesidades de transporte para los residentes y patrocinadores de Treasure Island.



Jueves, 8/25, 6:00pm a 8:00pm (en inglés)

Viernes, 8/26, 3:30pm a 5:30pm (en idioma chino)

Sábado, 8/27, 10:00am a 12:00pm (jóvenes)

Sábado, 8/27, 1:00 pm a 3:00pm (en español)



¡Los asientos son limitados! **POR FAVOR REGÍSTRESE...**
<https://forms.gle/KrLjLwim9b8xtYxF8>



Las reuniones de los grupos de enfoque se llevarán a cabo en el **Ship Shape Community Center, 850 Ave I, Treasure Island**

Ofreceremos alimentos ligeros y participantes recibirán tarjetas de regalo de \$20 por su tiempo.

Para obtener más información, póngase en contacto con Nella Goncalves, 415-986-4810, ngoncalves@onetreasureisland.org





金銀島交通需求評估 焦點小組

請加入我們的焦點小組，探討金銀島居民和訪客的交通需求和解決方案。



星期四，
8/25，
晚上6-8點
(英語)

星期五，
8/26，
下午3:30-
5:30
(中文)

星期六，
8/27，
上午10-12點
(青年)

星期六，
8/27，
下午1-3點
(西班牙語)

**座位有限
有空參加！請點擊下列網址登記...**

<https://forms.gle/KrLjLwim9b8xtYxF8>



**焦點小組會議舉行地點：
Ship Shape社區中心，位於金銀島850 Ave I**

備有小點，以及參加者將可獲贈 \$20禮品卡以表謝意。

查詢詳情，請聯絡 Nella Goncalves, 415-986-4810,
ngoncalves@onetreasureisland.org

Focus Group Meeting Presentation



Supplemental Transportation Strategies Focus Group



San Francisco
County Transportation
Authority



Supplemental Transportation Strategies Focus Group
August 25 - 27, 2022

1. Previous Survey Findings

Demographics information



San Francisco
County Transportation
Authority

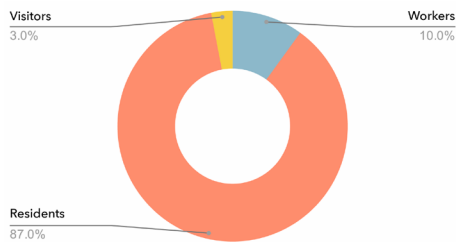


Supplemental Transportation Strategies Focus Group
August 25 - 27, 2022

Survey Respondents' Relationship to TI

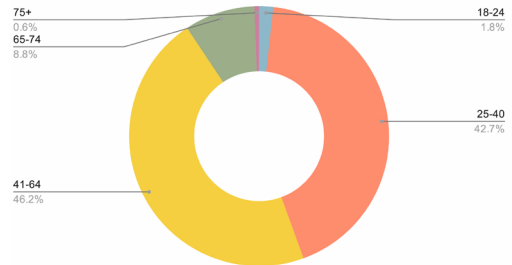
Total: 195 responses (~10% of Island patrons)

- 87% Residents
- 10% Workers
- 3% Visitors



Age

- 46% 41~64
- 42% 25~40
- 8.8% 65~74



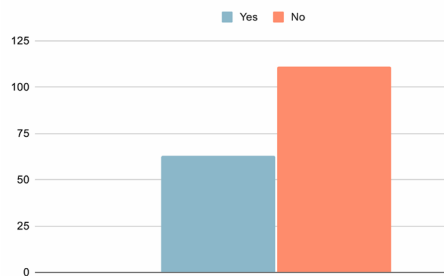
3

Gender

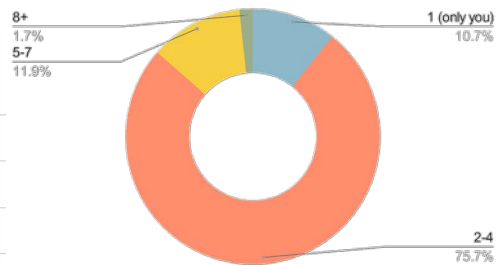
- 52% Female
- 41% Male
- 3% Gender Non-Binary
- 2% Other

Household Characteristics

Having Children



Number of Household Members



4

a. Current Commute

How are you getting around today?
 What challenges do you face?



San Francisco
 County Transportation
 Authority



Supplemental Transportation Strategies Focus Group
 August 25 - 27, 2022

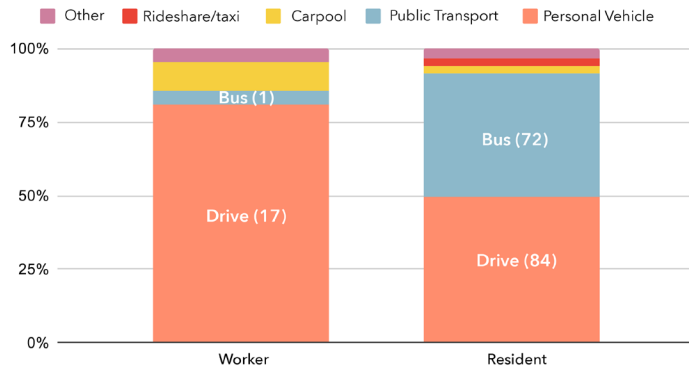
Mode of Transportation to Travel on/off TI

Workers:

- 80% Drive
- 4% Transit

Residents:

- 49% Drive
- 42% Transit



Stacked column chart showing the modes of transportation by workers and residents

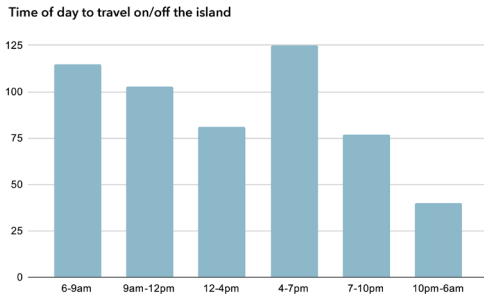


San Francisco
 County Transportation
 Authority

Travel Pattern

Most days of the week, with varied times:

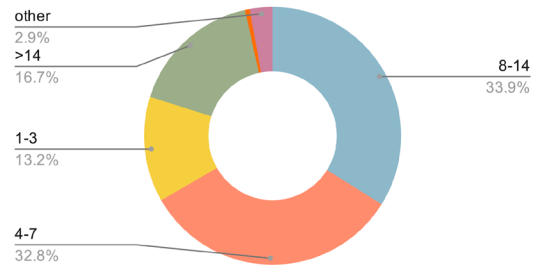
- 65% 4~7PM
- 21% 10PM~6AM



Travel Frequency

Residents make more round trips on and off the Island:

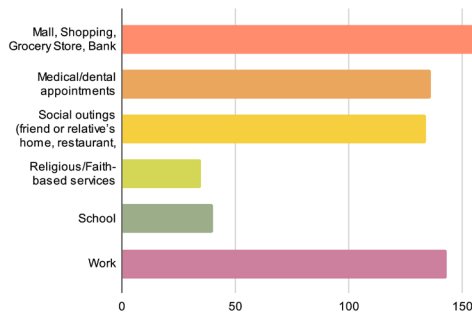
- 32% 4~7 round trips/week
- 33% 8~14 round trips/week



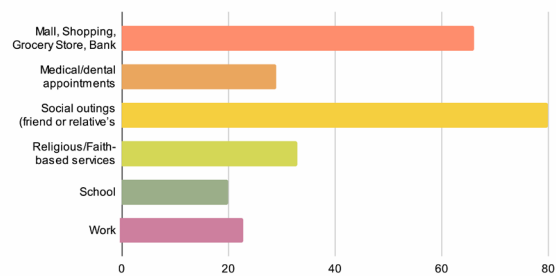
Frequent Destinations outside of TI

Results reflect the lack of facilities on the Island

Destinations outside of the island



Destinations outside of the island not go to as often due to limited transportation options



Two bar charts comparing destinations that respondents visit the most outside of the island, and not visit due to lack of transit



Reason deterred trips off TI

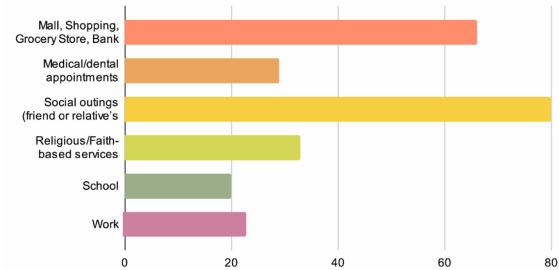
Results reflect the lack of facilities on the Island

- cannot afford **gas, parking, or insurance**
- cannot afford **taxi/private transportation**
- do not have **bus services** where I am or where I want to
- do not have a **reliable vehicle**

insurance
unaffordability
health reason
bus services
gas
reliable vehicle
uncomfort
parking unsafe



Destinations outside of the island not go to as often due to limited transportation options



Two bar charts comparing destinations that respondents visit the most outside of the island, and not visit due to lack of transit

b. Future Commute

How would you like to get around?
 What alternative options do you wish to have?



Supplemental Transportation Strategies Focus Group
 August 25 - 27, 2022

Transportation Improvements

Prioritizations to support travel on/off TI



- More frequent bus services
- Expansion of fixed-route bus system (pick-up at designated bus stops), including more stops in San Francisco
- Improvements to bus stop amenities (benches, lighting, signs, or shelter)
- Ride vouchers or subsidies for private ride-hailing services to get to mainland San Francisco

If Additional Public Transit is Available?

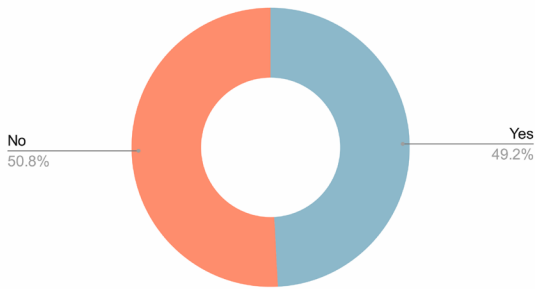
- Island patrons would take more trips
- Overwhelming willingness to pay <\$3 additionally



Alternative Mobility Options

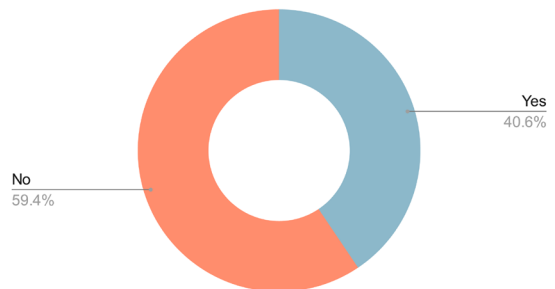
- 50% No - Bike/Electric Scooter
- 49% Yes - Bike/Electric Scooter
- 59% No - Carpool service
- 40% Yes - Carpool service

Bike/scooter Rental on the Island



Pie chart showing the willingness to use bike or scooter rental service

Self-managed carpool service among residents



Pie chart showing the willingness to participate in self-managed carpool service among residents



Alert and Safety Measures

Necessity to make transportation more accessible on TI

- **90% interested in a transportation alert service system on Treasure Island**
- 66% more **lighting at bus shelters**
- 53% more **security cameras** at designated locations
- 43% **extended security personnel** on buses, ferries, and other transit



A rendering of a small shuttle bus with "Treasure Island" on the destination sign



2. Mobility Strategies



Supplemental Transportation Strategies Focus Group
August 25 - 27, 2022


Community-Centered Carshare

What is it?

- Cars available for short-term use. There are two models:
 - Round-trip - vehicles are picked up and dropped off at the same location (e.g., Zipcar)
 - One-way - vehicles are picked up and dropped off anywhere within a defined service area (e.g., GIG, Car2Go)
- Implemented in partnership with a local community group

What are the benefits?

- Offers an affordable service for people who drive
- Supports environmental goals by using hybrid or electric vehicles and reducing reliance on privately owned vehicles
- Designed to meet community needs by partnering with a local organization



Example: Forth Mobility and Hacienda CDC partnered to pilot a carshare service at an affordable housing community in Cully, Oregon that has limited transportation options.

15

Treasure Island Independent Shuttle Service

What is it?

- A shuttle that follows common routes on and off the island to supplement existing Muni service
- Could provide on-demand service

What are the benefits?

- Provides connections to destinations in San Francisco that are not served by Muni
- Provides additional options for people who cannot or prefer not to drive



Example: Marin Transit Connect offers an on-demand shuttle service in Marin County. Riders can request and manage their trip through the Uber app.

16

Volunteer Driver Program

What is it?

- Traditional model: Organization recruits volunteer drivers and riders apply for the service
- Reimbursement model: Riders recruit their own drivers, arrange their own trips, and offer the drivers gas reimbursement
- Typically provided for seniors and/or people with disabilities who need mobility assistance

What are the benefits?

- Fills gaps that public transit cannot provide due to high cost or demand
- Provides services outside of public transit service areas



Example: Avenidas is a nonprofit that provides a volunteer driver program in Santa Clara County. This program provides seniors with assisted, door-to-door transportation from volunteer drivers for non-emergency medical appointments, grocery shopping trips, or other recreational trips.



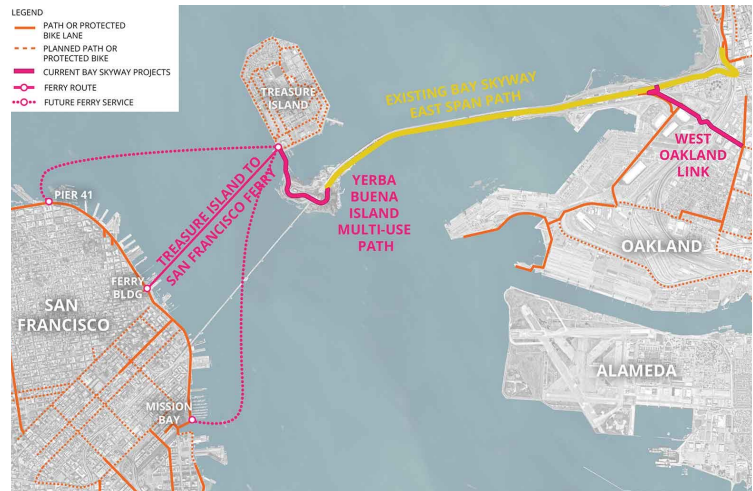
Proposed Bay Skyway

What is it?


1. Bay Bridge bike lane
 - a. Phase 1: Improve connections to/from the bike path on the eastern span, estimated completion is 2027
 - b. Phase 2: Build a bike path on the western span, estimated completion is 2030s
2. Ferry service to multiple SF destinations, estimated completion is 2027

What are the benefits?

Improved multimodal connections on/off Treasure Island



Existing Transit Options



Thank you.

sfcta.org/projects/treasure-island-supplemental-transportation-study

Nella Goncalves
ngoncalves@onetreasureisland.org

Lazara Paz-Gonzalez
lazara@facenteconsulting.com



sfcta.org/stay-connected

English-Language Focus Group Meeting Notes, Thursday, August 25, 2022, 6 - 8pm

The following remarks and recommendations were stated by the 9 attendees (8 residents and 1 recreational-use visitor/neighbor) of this focus group session. There were only two youth who attended the youth focus group. They provided very limited input and their comments are incorporated into these notes.

- The group opened stating that they would like to address more immediate needs, rather than addressing what they might need 5 - 10 years from now. There is a large concern with over-population on the Island that might make existing (and non-existing) resources bust at the seams.
- “Build working transportation, and people will use it. It is a necessity.”
 - » People don’t want to be displaced from being part of the Island.
- Attendees would like any ideas or methods implemented adjusted and evaluated frequently to shift with needs of the residents and patrons of the Island.
- No tolls: the community feels it will not benefit them, but rather other entities and private investors; community wants to hear what the actions will be to appease the toll concerns.
- There is concern re: the parking structure in the new units that are being built; they are extremely expensive and not within means for current island residents.
- Attendees believe there should be a “neighborhood service system” that can support their needs
- There are technology use limitations; hard to have technology dependent methods, including the fact that there are not enough towers to provide adequate cell service or reception. Need better 5-bar/5G service and wifi on the Island (maybe public wi-fi options in various locations)
- There should be a security station with an accessible button placed throughout various points in the island that connects directly to police.
- Residents already have vehicles; a sound transportation system could incentivize persons with cars rather than punish them – language around cost of saving, rather than how much more they are being taxed/tolled for use
- There are existing difficulties with RideShare options that need to be addressed (including fear of toll) to support enhanced use of the service

-
- Would like to see more bicycles available on Island for residents to use, including e-bike – specifically to be able to get up the hill and on to the bridge.
 - Ideal transportation would offer two lanes on and off the island, that are well-paved and maintained with an on-ramp to the interstate at no fees.
 - Dedicated bus lanes vs car lanes
 - Parking that is closer and more affordable to where people actually live on the Island
 - Walking concerns: Residents would like the City to acknowledge that this is part of their transportation needs and concerns, as well as that for safety of the entire Island:
 - » Fix curbs to allow motorized access
 - » Fix sidewalks at intersections with no sidewalks for use
 - » Add crosswalks at all intersections, especially near more trafficked areas (i.e. local grocery store)
 - » Would like to see more traffic signs, well-lit streets, and streets that are clean [willing to develop a neighborhood team to support with these duties]
 - » Consider making accessibility-specific walkways and streets (i.e. Chris Downey, Architect <https://thearchitectstake.com/interviews/chris-downey-architecture-blind/>)
 - Carshare (electric or hybrid at low or minimal charge): Excellent idea that was well received
 - » Make it available with well-lit structures
 - » Have closer access to or in front of housing [developments]; do not place it in a far or remote area with no other access
 - » Have as many cars proportionally to the number of residents
 - » Make cars available near bus stops (maybe 1 - 2 cars), at the ferry station, and at the proposed toll-booth
 - » Possibly offered some covered spots to avoid excess sun exposure
 - » Have a security button located near the parked vehicles
 - » Makes sports handi-cap accessible; possibly offer accessible vehicles for us
 - » Offer one or two larger sized vehicles for larger family/group or for larger purchased that may require lots of space
 - TI Shuttle:
 - » There has to be two different services
-

-
- On-Island: Possibly available 24 hours, more frequent, more Island stops throughout [gym, grocery, NE jetty, community meetings, various spots throughout, etc.]
 - Off-Island: Routes that include Costco and Safeway Shopping; downtown stops; cultural center; 9th street Promenade; Contrero Center; East Bay; Hospital/Care Centers/Urgent Centers; BART to get to airport; beach
 - Have options (specific days/times) for taking pets to vet appointments or other needs
 - Have access on-demand during night hours with a phone number to get services [midnight - 6am]
 - » Have ample space for all goods purchased (BIG DEMAND)
 - » Go to the toll-booth (that way it limits cost for Lyft, Uber, etc and has more probability that RideShare vehicles make it on to the Island appropriately)/central location for pick-up/drop-off
 - » Maybe model the PresidiGo shuttle service:
<https://www.presidio.gov/transportation/presidigo>
 - » Would like a shuttle that has space to transports larger good purchased off the Island (i.e. Costco, PetSmart, other commercial spaces)
 - » Would like a shuttle that has electric wheel-chair accessibility within the van (similar to medical transport cans)
 - Volunteer Driver:
 - » Would be very valuable especially with curb-side pick-up services
 - » Residents would be willing to be drivers, 1-day/week @ 4 hours or so on a voluntary basis
 - » They feel they would feel comfortable as passengers to their own neighbors
 - Other considerations and comments:
 - » **Income is limited** for most residents, so it will be necessary to subsidize and provide support funds to pay for increased cost of services
 - » Add a **gondola** service
 - » **Golf-cart services** to get around the Island; they could rent them or have them stationed at the local community center to get around more quickly – limited on-island services
 - » **All-in-one \$ gadget/card** to pay or load with funds for Muni, BART, Ferry, Fast-track e-bike, rental services on-island
-

-
- » **Bike servicing stations** along perimeter trail (i.e. bike pump, keys, wrench, lock bars, etc.)
 - » Create incentive for commercial spaces focused on **social and community-living providers**, including medical providers, daycares, a wet-grounds/sprinkler park, community pool, Boys and Girls Club – along with YMCA, safer places for children and families to play and gather, ample community center, dog parks on opposite ends of the Island, mechanic shop, at least one gas station, and car wash
 - Consider offering start-up funds for residents with credentials who can provide essential services, such as beautician/barber, massage therapist, chiropractor, grocery delivery, restaurant delivery on-island, house cleaning, childcare
 - If the toll is passed, how will visiting nurses, in-home care givers, dentists, physical therapists, and other specialties get on to the Island without added \$ hurdles or challenges? Incentivize them to offer services on the Island!
 - Would like the “great lawn” space back on the West side of the Island along Ave of the Palms for the community to use
 - Preserve multiple playing fields (soccer, rugby, baseball, field hockey); bring back more community sports
 - » What are the transportation plans within **emergency disaster planning** has been done? Make residents and patrons aware of it. Add training to emergency plan for Island patrons, including car routes, ferry schedules, bus routes and locations, community ride-share info, etc.
 - » Add shoulder and service road access for all accessways
 - » **From youth:** better recreation spaces for children to access water sports; on-island shuttle with access to rec spaces; more family-based options on the Island
 - » Where are we with meeting **Treasure Island Transportation Management Act AB-981** goals and outcomes? It seems like many of the proposed strategies have already been planned and no update has been given.
 - » There was mention that this was already proposed in the **SFCTA Day-1 project** and aren't sure what amendments would be made to really make this possible more immediately
 - » “Aging in Place” theory and model is a critical concept to consider for Treasure Island <https://www.cdc.gov/healthyplaces/terminology.htm>
 - » Create Fast-Lane access for Uber/RideShare and deliveries for groceries and life-items
-

-
- » Currently there is no shuttle that runs to the **NE corner ramp** with access to water sports or recreational water space; perhaps consider making a shuttle stop, and have lockers for personal storage of property for patrons to put their items at a nominal cost or parking for private vehicles (as proposed in 2006 Bay Plan). Rec sport access is an equity issue, as it minimizes the use of optimal space for activity. Getting to this corner and back home is difficult for residents.
 - A local vendor connected with me after the focus group sessions and stated that there is some hesitancy from the local community to give any additional input about their transportation needs because I am the “third or fourth contractor” on the Island asking for their input over the past 6 years. They identified that the person prior to Rachel H. at SFCTA had over-promised on systems that would support Island residents, but never delivered. The Island’s biggest concern is the toll and the impact it will make on an already-strained community. They are scared that it will limit the commercial use of spaces and not bring anyone down to the Island, as well as keep folks trapped on the Island because they do not have the means to get off/on without paying a toll.

Cantonese Focus Group Meeting Notes, Friday, August 26, 2022, 3 - 5pm

Below is a summary of the discussion.

EXISTING TRANSIT OPTIONS

Overall, there needs to be additional transit options. Currently, it can get really congested during rush hour since there is only one entry and exit way on the island by land.

“Living on the island, there’s only one road in and out. The worst is when there’s an accident on the road. Thank goodness for the ferry – we could still bring our children to school.”

Ferry Service

Both participants agree that ferry service is important to have as an option.

The pros include:

- Convenient location
- Faster than bus
- Alternative way off island (especially useful when there’s an accident or a bus breakdown)

However, they don't utilize it with any frequency currently due to:

- Pricing – \$5 per ride is high.
- They have to take a bus after taking the ferry into San Francisco. When adding both costs together it's too expensive.

Suggestions:

- Add ferry service to monthly bus pass.
- Make ferry ticket a valid transfer for a bus trip. The ferry stops in a tourist area. As residents, we'd have to get somewhere else, and would need to take the bus after.
- Reduce ferry ticket price to something comparable to a bus ticket.

Bus Service

Generally positive experience with MUNI:

- Adequate number of stops
- 10- or 15-minute intervals between buses is okay, but it's not reliably so
- Bus transfer options are good at Transbay Terminal
- 24-hour service

Suggestions for improvement:

- Add more buses for rush hour (especially the morning because you can't be late to school or work, but you could get home a little later if need be)
 - Hours to add service: 7am to 9am and 4pm to 7pm
 - Since there's only one bus line (#25), add a back-up bus on the island in case of breakdowns. Residents have experienced over an hour wait times when there's been bus breakdowns.
 - Add another entry/exit for the island
 - Plan to add more buses as the population of the island increases.
 - Add a bus line or a shuttle service for journeys within the island.
-

NEW OPPORTUNITIES

When presented with three new transportation opportunities, participants were both curious about how programs would be administered and excited about the possibilities.

Community Car Share Program

Neither participant was familiar with the concept of car share. However, once explained, they could see the benefit of not having to own a personal car. Other factors that would make it attractive:

- Designated parking
- Availability near bus stops or near home
- Ability to pick up car from one spot and leave it in another spot (e.g. one way rental).
- Carshare reduces the number of personal automobiles on the island, which would help with traffic
- Ability to get to destinations not serviced by bus lines
- Option for shorter travel time (for destinations that require multiple bus transfers)
- Ability to carry large loads or a lot of shopping bags

Treasure Island Independent Shuttle Service

- Keep shuttle on-island!
- Provide stops near residential areas and services
- Every 5 minutes would be great

Volunteer Driver Program

Participants had a difficult time imagining someone who would volunteer to drive strangers. They could see a benefit to such a program, particularly for the elderly. They could also see themselves volunteering. However, they were more skeptical about using it for themselves.

"I would feel safer if I had to pay and I know they have to provide a service for that fee. I've experienced bias before, so I worry. They (drivers) might give attitude."

Bike Path

Participants were excited about the possibility of adding a bicycle path to San Francisco. They see this as a healthy and low-cost option.

"As long as you're adding and not taking up a vehicle lane for bicycles, I would use it!"

As for an e-bike sharing program, one participant responded, *"I would love it!"*

Rideshare

One participant used a rideshare service when the bus broke down and they couldn't be late for a school pickup. Both participants consider rideshare the last transportation option as it's the most expensive.

Road Safety Suggestion

The entry and exit point from the island is dangerous. To exit, you'd have to wait for cars on bridge to yield. But because you're stopped completely, it's difficult to get on.

The two participants were appreciative of the opportunity to provide feedback. They would welcome any future surveys or focus groups, if there's translation to Cantonese available.

APPENDIX D

Evaluation Framework

Table D-1. Evaluation Framework and Scoring

CATEGORY	STRATEGY	STRATEGY DESCRIPTION	CONNECTIVITY CRITERIA				SAFETY CRITERIA			COMMUNITY CRITERIA			AFFORDABILITY CRITERIA				ACTION CRITERIA					OVERALL AVERAGE	
			AVAILABILITY	QUALITY	NUMBER OF BENEFICIARIES	AVERAGE	PERSONAL SECURITY	INFRASTRUCTURE SAFETY	AVERAGE	COMMUNITY SUPPORT	UNSERVED NEEDS	AVERAGE	COST	COST PER BENEFICIARY	FUNDING AVAILABILITY AND SUSTAINABILITY	AFFORDABILITY	AVERAGE	IMPLEMENTATION TIME-FRAME	PHASING	COORDINATION	PROJECT CHAMPION		AVERAGE
Safety	Community ambassador program	Launch a community ambassador program to respond to personal security issues at bus stops and on the bus.	4	4	5	4.3	5	2	3.5	5	5	5.0	3	3	3	3	3.0	5	5	5	5	5.0	4.2
Safety	Improve bus shelters	Improve bus shelters to increase personal safety and traffic safety at and around bus stops: Lighting, Seating, Maintenance, Accessibility	1	1	5	2.3	5	5	5.0	5	3	4.0	4	4	2	3	3.3	3	5	4	3	3.8	3.7
Safety	Travel trainings	Host travel trainings with community members to help them feel safer and more comfortable when riding various transportation options.	3	1	3	2.3	5	3	4.0	3	5	4.0	3	3	5	3	3.5	5	1	4	5	3.8	3.5
Safety	Alert systems	Leverage existing transportation information alert systems to inform Treasure Island residents and workers about changes to transportation services and of any emergency service alerts. Research the opportunity for a security alert system for people to use when they feel unsafe at bus stops or on the bus.	1	1	3	1.7	5	3	4.0	5	4	4.5	3	5	3	3	3.5	4	3	3	1	2.8	3.3
Improved Transportation Options	Microtransit shuttle pilot	Pilot an on-demand or microtransit transit service on Treasure Island. TIMMA should coordinate plans to provide on-island and off-island on-demand shuttle services. The off-island shuttle should be operated by the same provider that will operate the future on-island on-demand shuttle (TIMMA is responsible for launching this service by 2025).	5	4	4	4.3	4	4	4.0	4	4	4.0	2	3	2	4	2.8	4	5	4	5	4.5	3.9
Improved Transportation Options	Expand Muni service to provide one-seat rides to more destinations in SF	Expand Muni service that serves Treasure Island to provide one-seat rides to more destinations in San Francisco.	5	5	5	5.0	3	3	3.0	5	4	4.5	3	4	2	4	3.3	4	5	2	3	3.5	3.9
Improved Transportation Options	Community carshare pilot	Pilot a community-based carshare program on Treasure Island for residents to use to get to destinations not accessible using public transit. Community-based carshare models are designed so they are affordable (ideally free) for the community, specifically lower-income groups. This program should use hybrid or electric vehicles to minimize emissions in the community and build awareness about the benefits of these types of vehicles.	5	5	4	4.7	3	3	3.0	5	2	3.5	2	4	3	4	3.3	2	5	3	3	3.3	3.5

CATEGORY	STRATEGY	STRATEGY DESCRIPTION	CONNECTIVITY CRITERIA				SAFETY CRITERIA			COMMUNITY CRITERIA			AFFORDABILITY CRITERIA				ACTION CRITERIA					OVERALL AVERAGE	
			AVAILABILITY	QUALITY	NUMBER OF BENEFICIARIES	AVERAGE	PERSONAL SECURITY	INFRASTRUCTURE SAFETY	AVERAGE	COMMUNITY SUPPORT	UNSERVED NEEDS	AVERAGE	COST	COST PER BENEFICIARY	FUNDING AVAILABILITY AND SUSTAINABILITY	AFFORDABILITY	AVERAGE	IMPLEMENTATION TIME-FRAME	PHASING	COORDINATION	PROJECT CHAMPION		AVERAGE
Improved Transportation Options	Volunteer driver pilot	Pilot a volunteer driver program. Volunteer driver programs can fill the gap between costly private sector transportation modes and public transportation. In senior volunteer driver programs, volunteers drive either an organization-owned vehicle or their own vehicle and transport seniors to work, medical appointments, or other trips.	5	3	1	3.0	3	5	4.0	3	4	3.5	3	3	3	4	3.3	3	5	3	3	3.5	3.5
Improved Transportation Options	Mobility hub	Create a mobility hub on Treasure Island to bring together public transit, bike share, car share, and other mobility amenities. This mobility hub should serve trips to, from, and within Treasure Island.	5	3	5	4.3	3	5	4.0	3	3	3.0	1	4	3	1	2.3	3	5	3	1	3.0	3.3
Improved Transportation Options	Expand existing shuttle programs (e.g., Van Gogh Shuttle)	Expand existing shuttle programs, such as the Van Gogh Shuttle, to support access between Treasure Island and San Francisco destinations.	5	3	1	3.0	3	4	3.5	3	5	4.0	3	2	3	3	2.8	4	5	3	1	3.3	3.3
Improved Transportation Options	Treasure Island-based taxi service	Establish a Treasure Island-based private taxi service on Treasure Island. This local small business would be incentivized to serve Treasure Island specifically, and therefore would be reliable for Treasure Island residents and workers.	5	5	5	5.0	3	3	3.0	3	2	2.5	3	3	2	1	2.3	2	5	2	1	2.5	3.1
Improved Transportation Options	TNC partnership	Partner with a TNC company (Uber, Lyft, GoGo Grandparent, etc) to provide discounted rides between Treasure Island and San Francisco. The program design should consider how to incentivize drivers to travel to/from Treasure Island and how to encourage travelers to/from Treasure Island to use carpool matching (and therefore split the toll).	5	2	4	3.7	3	3	3.0	3	2	2.5	3	3	3	3	3.0	3	5	3	1	3.0	3.0
Communications	Marketing and communications for existing and new mobility services	Improve marketing and communications about existing transportation services and programs (e.g., Clipper START, Free Muni for All Youth, Lifeline Pass, Shop-a-round Shuttle, Van Gogh Shuttle, Essential Trip Card) AND about upcoming new services and programs. Marketing could include tabling, website updates, social media campaigns, transit ads, and more.	3	1	5	3.0	4	4	4.0	3	4	3.5	5	4	4	3	4.0	5	5	5	1	4.0	3.7
Affordability	Universal basic mobility program	Pilot a universal basic mobility program for Treasure Island residents. This program would distribute a monthly stipend (most likely loaded on a Clipper card) to eligible residents.	3	1	3	2.3	4	4	4.0	5	5	5.0	3	1	3	5	3.0	4	5	2	1	3.0	3.5

APPENDIX E

Funding Sources

Potential Funding Sources

The table below lists potential funding sources for the recommended actions along with the implementing agencies. The top five priority actions are in Bold. Grant sources typically provide one-time funds for operating project implementation and pilot programs, not ongoing funds for program operations. For instance, some grants can provide startup operating funding to pilot an Action such as microtransit or community ambassadors. It is very difficult to identify a grant that will provide ongoing operating funding. The Lifeline Transportation Program is an exception; it may provide repeated funding over multiple funding cycles as it does for SFMTA paratransit service. However, funding levels are highly variable and insufficient to meet demand.

One of the top priority Actions, Bus Shelter Improvements, is a capital cost that is eligible for a variety of local, regional, and state grant sources. However, all other top priority Actions require ongoing operating funding in order to be sustained over time. The priority Actions need stable sources of funding to cover both match requirements and ongoing operations post-pilot. Pilot or demonstration projects must identify reasonably-likely sources of continued funding for operations. In the case of Treasure Island, that source is the potential to be incorporated in TIMMA's ongoing implementation of its mobility management program.

Demand for transportation program funding exceeds the amount available from grant sources. Grant sources are often very competitive and there is no guarantee that all recommended actions can be funded. Grant sources may require matching local funds and other eligibility criteria. Grant programs may or may not cover the full costs of the recommended actions.

Table E-1. Recommended Actions and their Potential Funding Sources

CATEGORY	ACTION	POTENTIAL FUNDING SOURCES	IMPLEMENTING AGENCIES
Safety	Community ambassador program	<ul style="list-style-type: none"> Community Action Resource and Empowerment (CARE) Program Sustainable Transportation Equity Project (STEP) 	TIMMA, OTI, SFMTA
	Bus shelter improvements	<ul style="list-style-type: none"> Affordable Housing and Sustainable Communities (AHSC)²² Community Action Resource and Empowerment (CARE) Program Lifeline Transportation Program (LTP) 	SFMTA, SFPUC
		<ul style="list-style-type: none"> Local Partnership Program (LPP) – Formulaic Program Prop L – Transit Enhancements Prop AA Public-private partnership 	
		<ul style="list-style-type: none"> Sustainable Transportation Equity Project (STEP) 	
		<ul style="list-style-type: none"> Community Action Resource and Empowerment (CARE) Program 	
Travel trainings	<ul style="list-style-type: none"> Sustainable Transportation Equity Project (STEP)²³ Transit Security Grant Program Funding Opportunity²⁴ 	OTI, SFMTA	
Alert systems	<ul style="list-style-type: none"> Sustainable Transportation Equity Project (STEP) Transit Security Grant Program Funding Opportunity 	TIMMA, OTI, SFMTA	

22 Bus shelters would need to be part of a larger bundle of transportation improvements for an affordable housing proposal.

23 Travel trainings and marketing and communications for existing and new mobility services could be bundled with three similar recommended strategies from the San Francisco School Access Plan (2023) – transit trainings, discounted fare awareness, and transportation coordinators – into a single grant application to the STEP program administered by the California Air Resources Board.

24 Travel trainings and alert systems could be combined in a grant application for the Transit Security Grant Program Funding Opportunity administered by FEMA.

CATEGORY	ACTION	POTENTIAL FUNDING SOURCES	IMPLEMENTING AGENCIES	
Improved Transportation Options	Microtransit shuttle pilot	<ul style="list-style-type: none"> Community Action Resource and Empowerment (CARE) Program Clean Mobility Options Voucher Pilot Program Higher Impact Transformative Allocation of the Regional Early Action Planning Grants²⁵ Lifeline Transportation Program (LTP) Sustainable Transportation Equity Project (STEP) 	TIMMA	
	Expand Muni service	<ul style="list-style-type: none"> Lifeline Transportation Program (LTP) Sustainable Transportation Equity Project (STEP) 	SFMTA	
	Community carshare pilot	<ul style="list-style-type: none"> Access Clean California Bay Area Vanpool Program Clean Mobility Options Voucher Pilot Program Climate Initiatives Community Action Resource and Empowerment (CARE) Program Sustainable Transportation Equity Project (STEP) 	OTI, TIMMA	
	Volunteer driver pilot	<ul style="list-style-type: none"> Clean Mobility Options Voucher Sustainable Transportation Equity Project (STEP) 	OTI, TIMMA	
	Mobility hub	<ul style="list-style-type: none"> Local Partnership Program (LPP) – Formulaic Program Mobility Hubs Pilot Program Sustainable Transportation Equity Project (STEP) 	TIMMA, SFMTA	
	Expand existing shuttle programs (e.g. Van Gogh, Shop-a-Round Shuttle)	<ul style="list-style-type: none"> Clean Mobility Options Voucher Pilot Program Enhanced Mobility of Seniors and Individuals with Disabilities Program Prop L – Paratransit 	SFMTA	
	Treasure Island-based taxi service	<ul style="list-style-type: none"> Climate Initiatives Clean Mobility Options Voucher Pilot Program 	SFMTA, TIMMA, OTI	
	TNC partnership	<ul style="list-style-type: none"> Clean Mobility Options Voucher Pilot Program Community Action Resource and Empowerment (CARE) Program Sustainable Transportation Equity Project (STEP) 	TIMMA and a TNC company	
	Communications	Marketing and communications for existing and new mobility services	<ul style="list-style-type: none"> Access Clean California²⁶ Community Action Resource and Empowerment (CARE) Program Lifeline Transportation Program (LTP) Sustainable Transportation Equity Project (STEP) 	OTI, TIMMA, SFMTA
	Affordability	Universal basic mobility program	<ul style="list-style-type: none"> Access Clean California²⁷ Community Action Resource and Empowerment (CARE) Program Sustainable Transportation Equity Project (STEP) 	OTI, TIMMA

25 SFCTA applied for this grant in 2022 but was not awarded funding.

26 OTI could partner with Access Clean California to help connect residents with discounted transportation programs.

27 Access Clean California could be a partner in a potential universal basic mobility program, since it connects people with free and discounted carshare memberships and pre-paid cards for public transportation.

The table below provides information on the potential funding sources, including their issuing agency, call for projects, application due date, and eligible projects.

Table E-2. Potential Funding Sources

FUNDING SOURCE	ISSUING AGENCY	CALL FOR PROJECTS	APP DUE DATE	ELIGIBLE PROJECTS
Access Clean California	CARB	Continuous	First-come, first-served	Help clients find energy assistance programs, including switching to cleaner vehicles. OTI is eligible as applicant
Affordable Housing and Sustainable Communities (AHSC)	CA SGC	1/30/23	4/4/23	Transportation improvements linked to an affordable housing project
Bay Area Vanpool Program	MTC	Continuous	First-come, first-served	Carpool for TI residents to SF employment centers
Community Action Resource and Empowerment (CARE) Program	MTC	9/1/23	TBA	Lower cost capital improvement projects, active transportation infrastructure, mobility services, pilot programs, transportation-related workforce development, outreach and education
Clean Mobility Options Voucher Pilot Program	California Climate Investments	3/1/23	4/5/23	Zero-emission mobility projects, including bikeshare and on-demand rideshare services
Climate Initiatives	MTC/ BAAQMD	TBA 2023/24	TBA	Carpooling/vanpooling and car sharing programs with TIMMA/OTI as applicant.
Enhanced Mobility of Seniors and Individuals with Disabilities Program	FTA	TBA 2023	TBA	Replace vehicles, new ADA vehicles and related equipment, mobility management, operating assistance
Higher Impact Transformative Allocation of the Regional Early Action Planning Grants	CA HCD	TBA	TBA	Programs, plans, and implementation of accelerated infill development for housing, multimodal communities, reducing driving, increasing transit ridership
Lifeline Transportation Program (LTP)	SFCTA	TBA	TBA	New, enhanced, or restored transit service (operations), including late-night and weekend services; transit stop enhancements; purchase of vehicles or technologies; shuttle service; and various elements of mobility management
Local Partnership Program (LPP) – Formulaic Program	CTC	TBA	TBA	Construction for transportation improvements, new or rehabilitated transit vehicles, bike and ped facilities, road maintenance and rehabilitation
Mobility Hubs Pilot Program	MTC	TBA 2024	TBA	Mobility hub sites that advance coordinated mobility, climate action, and equitable mobility
Prop AA	SFCTA	TBA	TBA	Transit reliability and mobility, pedestrian, and complete street improvements
Prop L	SFCTA	Ongoing	TBA	Transit improvements, implementation of community-based plans, major transit projects, transportation demand management
Solutions for Congested Corridors Program (SCCP)	CTC	TBA 2024	TBA	Construction for projects that reduce congestion, such as multimodal options. Treasure Island projects could potentially be combined with other projects on the I-80 corridor.
Sustainability Transportation Equity Project (STEP)	CARB	TBA 2023	TBA	Transit service improvements (operations), zero-emission buses, active transportation facilities, transit vouchers, bike safety education, transportation training, workforce development training

FUNDING SOURCE	ISSUING AGENCY	CALL FOR PROJECTS	APP DUE DATE	ELIGIBLE PROJECTS
Transformative Climate Communities (TCC)	CA STG	3/16/23	8/1/23	Combination of community-driven climate projects: affordable housing, transit stations, e-bike and carshare programs, urban greening, bike and ped facilities, energy efficiency
Transit Security Grant Program Funding Opportunity	US DHS and FEMA	2/27/23	5/18/23	Projects that protect and increase resilience of critical surface transportation infrastructure, including public awareness campaigns and vulnerability assessments
