



Memorandum

AGENDA ITEM 11

DATE: July 20, 2023
TO: Transportation Authority Board
FROM: Cynthia Fong - Deputy Director for Finance and Administration
SUBJECT: 09/12/2023 Board Meeting: Investment Report and Debt Expenditure Report for the Quarter Ended June 30, 2023

<p>RECOMMENDATION <input checked="" type="checkbox"/> Information <input type="checkbox"/> Action</p> <p>None. This is an information item.</p> <p>SUMMARY</p> <p>The Transportation Authority's Investment Policy directs that a review of portfolio compliance be presented quarterly. As year-end closing is just wrapping up, the investment report for the quarter ended June 30, 2023, is presented independently. Following the annual audit, the Annual Comprehensive Financial Report will be presented to the Board along with the results of the fiscal audit, single audit, and management review.</p>	<ul style="list-style-type: none"> <input type="checkbox"/> Fund Allocation <input type="checkbox"/> Fund Programming <input type="checkbox"/> Policy/Legislation <input type="checkbox"/> Plan/Study <input type="checkbox"/> Capital Project Oversight/Delivery <input checked="" type="checkbox"/> Budget/Finance <input type="checkbox"/> Contract/Agreement <input type="checkbox"/> Other: _____
--	--

BACKGROUND

Our Investment Policy directs a submittal of portfolio compliance with the Investment Policy at the end of the quarter. Usually, this is presented in conjunction with, and in the context of, a quarterly Internal Accounting Report. However, since fiscal year-end project accruals are still being submitted, the Internal Accounting Report is not available at this time.

DISCUSSION

Investment Report. Our investment policies and practices are subject to, and limited by, applicable provisions of state law and prudent money management principles. All investable funds are invested in accordance with our Investment Policy and applicable provisions of California Government Code Section 53600 et seq. Any



investment of bond proceeds will be further restricted by the provisions of relevant bond documents.

We observe the "Prudent Investor" standard, as stated in California Government Code Section 53600.3, applied in the context of managing an overall portfolio. Investments are to be made with care, skill, prudence, and diligence, taking into account the prevailing circumstances, including, but not limited to, general economic conditions, our anticipated needs, and other relevant factors that a prudent person of a like character and purpose, acting in a fiduciary capacity and familiar with those matters, would use in the stewardship of funds.

The primary objectives for the investment activities, in order of priority, are:

- 1) **Safety.** Safety of the principal is the foremost objective of the investment program. Investments will be undertaken in a manner that seeks to ensure preservation of the principal of the funds under its control.
- 2) **Liquidity.** The investment portfolio will remain sufficiently liquid to enable us to meet its reasonably anticipated cash flow requirements.
- 3) **Return on Investment.** The investment portfolio will be managed with the objective of attaining a market rate of return throughout budgetary and economic cycles, commensurate with the investment risk parameters and the cash flow characteristics of the portfolio.

Permitted investment instruments are specifically listed in our Investment Policy and include the San Francisco City and County Treasury Pool (Treasury Pool), certificates of deposit, and money market funds.

Investment Compliance. As of June 30, the Transportation Authority's bank accounts total to \$124.1 million and approximately 55.8 percent of this amount was invested in the Treasury Pool. The remaining funds are held in bank accounts for daily operations. These investments are in compliance with the California Government Code and our Board-adopted Investment Policy and provide sufficient liquidity to meet expenditure requirements for the next six months with the drawdown from the Revolving Credit (loan) Agreement later in the fiscal year. Attachment 1 is the investment report furnished by the Office of the Treasurer and Tax Collector for the period ended on June 30, 2023.

Debt Expenditure Compliance. In October 2021, the Transportation Authority entered into a 3-year Revolving Credit (loan) Agreement with U.S. Bank for a total



amount of \$125 million. As of June 30, 2023, the Transportation Authority does not have any outstanding balance in the loan.

As of June 30, 2023, total outstanding bond principal and premium balance is \$194.2 million. We made cumulative payments of \$99.4 million, including principal payment of \$54.0 million and interest payment of \$45.4 million.

FINANCIAL IMPACT

None. This is an information item.

CAC POSITION

None. This is an information item.

SUPPLEMENTAL MATERIALS

- Attachment 1 - City and County of San Francisco Investment Report for the Month of June 2023

Office of the Treasurer & Tax Collector
City and County of San Francisco



José Cisneros, Treasurer

Tajel Shah, Chief Assistant Treasurer
 Hubert R White, III CFA, CTP, Chief Investment Officer

Investment Report for the month of June 2023

July 15, 2023

The Honorable London N. Breed
Mayor of San Francisco
 City Hall, Room 200
 1 Dr. Carlton B. Goodlett Place
 San Francisco, CA 94102-4638

The Honorable Board of Supervisors
City and County of San Francisco
 City Hall, Room 244
 1 Dr. Carlton B. Goodlett Place
 San Francisco, CA 94102-4638

Colleagues,

In accordance with the provisions of California State Government Code, Section 53646, we forward this report detailing the City's pooled fund portfolio as of June 30, 2023. These investments provide sufficient liquidity to meet expenditure requirements for the next six months and are in compliance with our statement of investment policy and California Code.

This correspondence and its attachments show the investment activity for the month of June 2023 for the portfolios under the Treasurer's management. All pricing and valuation data is obtained from Interactive Data Corporation.

CCSF Pooled Fund Investment Earnings Statistics *

<i>(in \$ million)</i>	Current Month		Prior Month	
	<u>Fiscal YTD</u>	<u>June 2023</u>	<u>Fiscal YTD</u>	<u>May 2023</u>
Average Daily Balance	\$ 14,872	\$ 16,788	\$ 14,700	\$ 17,189
Net Earnings	315.20	41.60	273.59	42.96
Earned Income Yield	2.12%	3.01%	2.03%	2.94%

CCSF Pooled Fund Statistics *

<i>(in \$ million)</i>	% of	Book	Market	Wtd. Avg.	Wtd. Avg.	WAM
Investment Type	Portfolio	Value	Value	Coupon	YTM	
U.S. Treasuries	21.06%	\$ 3,626.3	\$ 3,374.5	0.91%	0.97%	694
Federal Agencies	44.45%	7,353.5	7,123.1	2.22%	2.93%	574
Public Time Deposits	0.19%	30.0	30.0	5.23%	5.23%	113
Negotiable CDs	11.96%	1,920.0	1,916.7	5.12%	5.12%	148
Commercial Paper	2.48%	389.5	396.9	0.00%	5.19%	51
Money Market Funds	16.06%	2,573.9	2,573.9	5.02%	5.02%	1
Supranationals	3.81%	643.2	611.2	0.57%	2.02%	577
Totals	100.0%	\$ 16,536.4	\$ 16,026.3	2.69%	3.14%	442

In the remainder of this report, we provide additional information and analytics at the security-level and portfolio-level, as recommended by the California Debt and Investment Advisory Commission.

Respectfully,

José Cisneros
Treasurer

cc: Treasury Oversight Committee: Aimee Brown, Kevin Kone, Brenda Kwee McNulty, Meghan Wallace
 Ben Rosenfield - Controller, Office of the Controller
 Mark de la Rosa - Director of Audits, Office of the Controller
 Mayor's Office of Public Policy and Finance
 San Francisco County Transportation Authority
 San Francisco Public Library
 San Francisco Health Service System

Portfolio Summary

Pooled Fund

As of June 30, 2023

<i>(in \$ million)</i>							
Security Type	Par Value	Book Value	Market Value	Market/Book Price	Current % Allocation	Max. Policy Allocation	Compliant?
U.S. Treasuries	\$ 3,625.0	\$ 3,626.3	\$ 3,374.5	93.06	21.06%	100%	Yes
Federal Agencies	7,373.0	7,353.5	7,123.1	96.87	44.45%	100%	Yes
State & Local Government							
Agency Obligations	-	-	-	-	0.00%	20%	Yes
Public Time Deposits	30.0	30.0	30.0	100.00	0.19%	100%	Yes
Negotiable CDs	1,920.0	1,920.0	1,916.7	99.83	11.96%	30%	Yes
Bankers Acceptances	-	-	-	-	0.00%	40%	Yes
Commercial Paper	400.0	389.5	396.9	101.90	2.48%	25%	Yes
Medium Term Notes	-	-	-	-	0.00%	30%	Yes
Repurchase Agreements	-	-	-	-	0.00%	10%	Yes
Reverse Repurchase/ Securities Lending Agreements	-	-	-	-	0.00%	\$75mm	Yes
Money Market Funds - Government	2,573.9	2,573.9	2,573.9	100.00	16.06%	20%	Yes
LAIF	-	-	-	-	0.00%	\$50mm	Yes
Supranationals	636.2	643.2	611.2	95.03	3.81%	30%	Yes
TOTAL	\$ 16,558.1	\$ 16,536.4	\$ 16,026.3	96.92	100.00%	-	Yes

The City and County of San Francisco uses the following methodology to determine compliance: Compliance is pre-trade and calculated on a par value basis of the overall portfolio value. Cash balances are included in the City's compliance calculations.

Please note the information in this report does not include cash balances. Due to fluctuations in the market value of the securities held in the Pooled Fund and changes in the City's cash position, the allocation limits may be exceeded on a post-trade compliance basis. In these instances, no compliance violation has occurred, as the policy limits were not exceeded prior to trade execution. The full Investment Policy can be found at <https://sftreasurer.org/banking-investments/investments>

Totals may not add due to rounding.

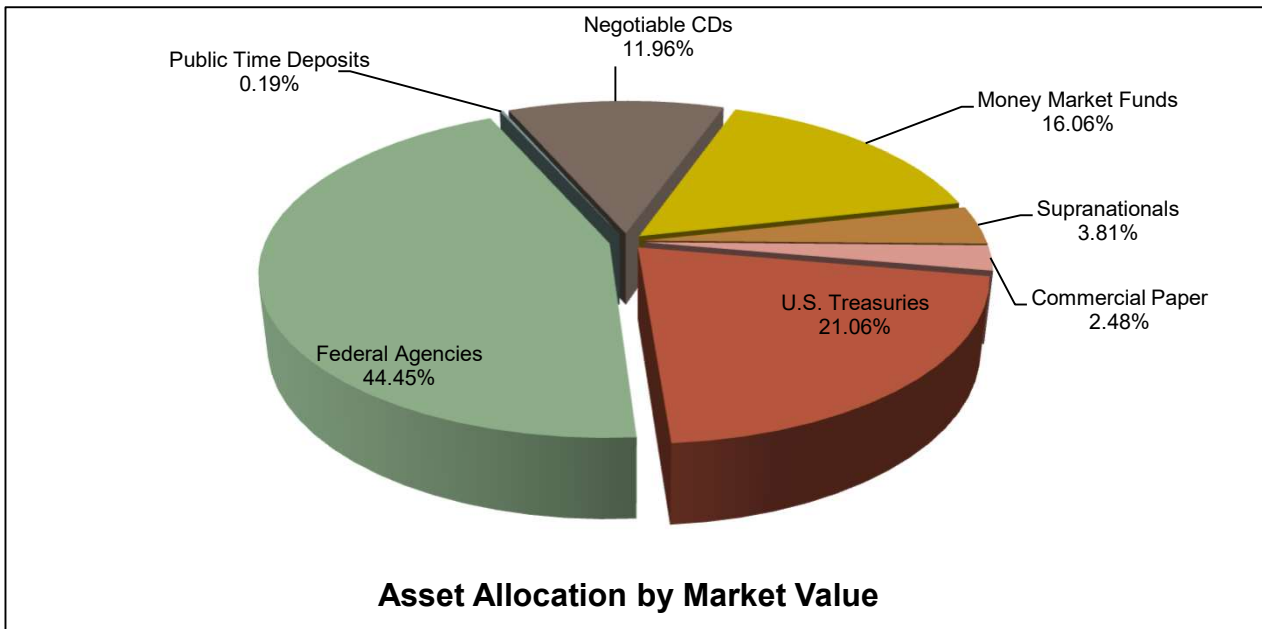
City and County of San Francisco

Pooled Fund Portfolio Statistics

For the month ended June 30, 2023

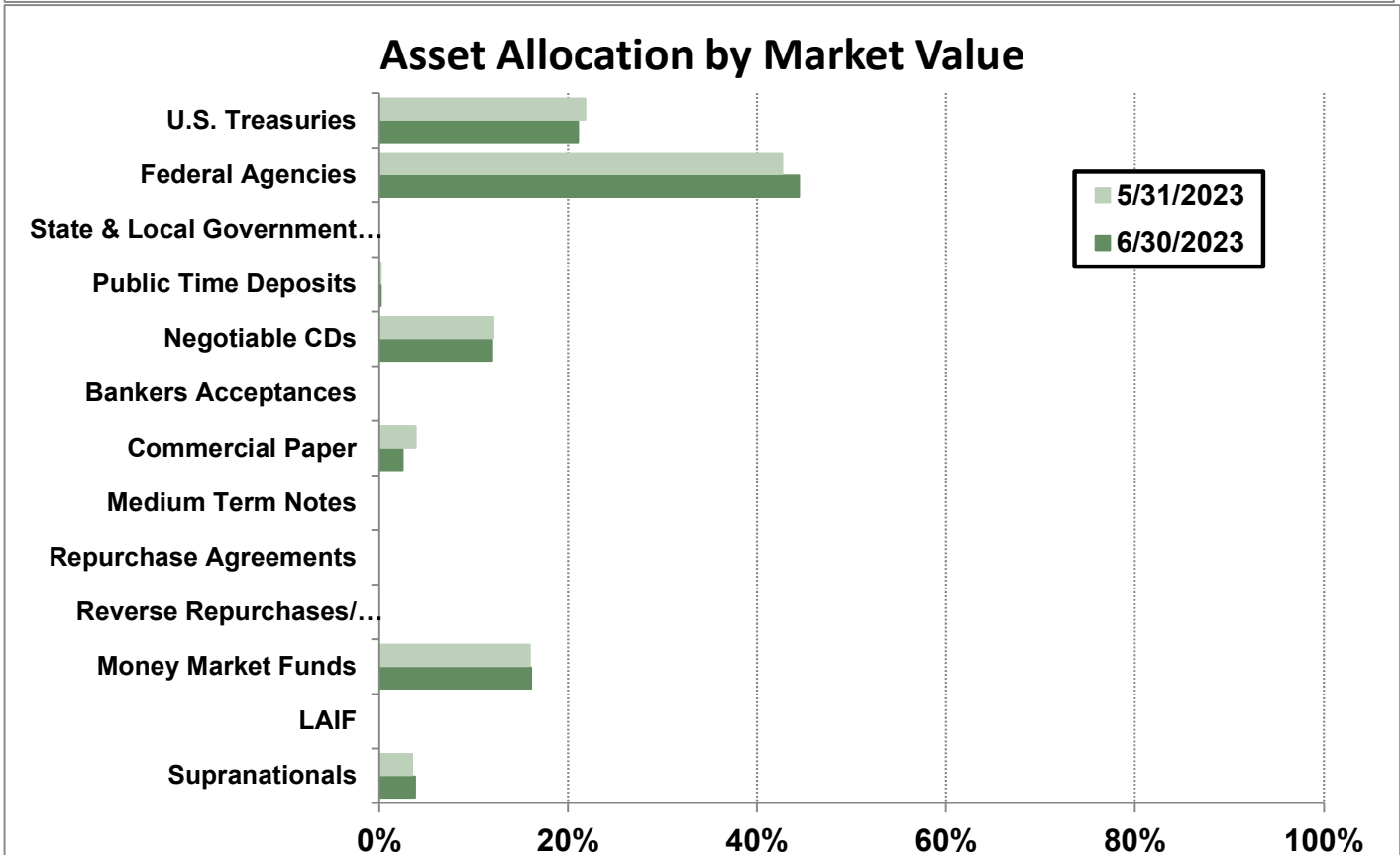
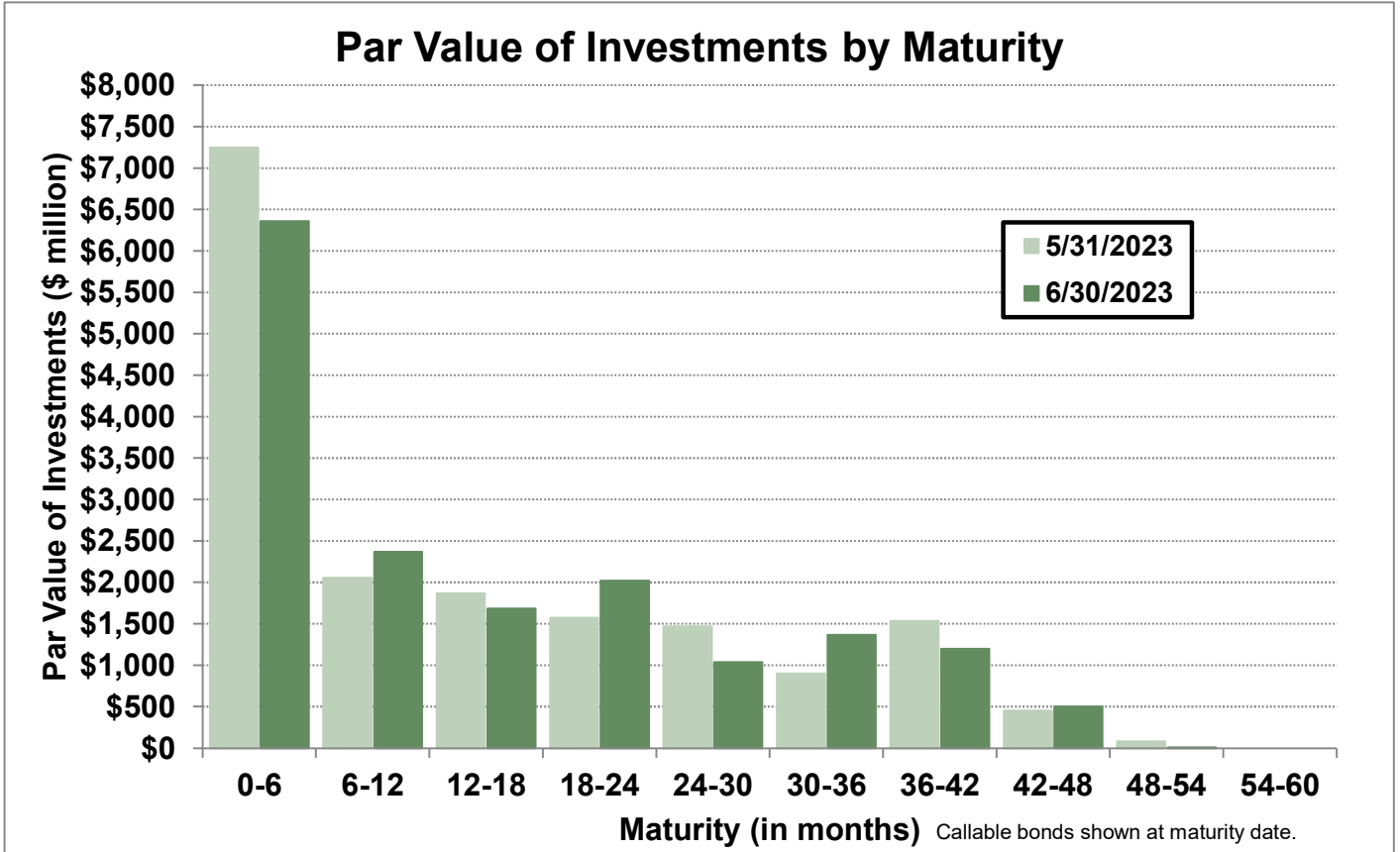
Average Daily Balance	\$16,787,842,989
Net Earnings	\$41,595,540
Earned Income Yield	3.01%
Weighted Average Maturity	442 days

Investment Type	(\$ million)	Par Value	Book Value	Market Value
U.S. Treasuries		\$ 3,625.0	\$ 3,626.3	\$ 3,374.5
Federal Agencies		7,373.0	7,353.5	7,123.1
Public Time Deposits		30.0	30.0	30.0
Negotiable CDs		1,920.0	1,920.0	1,916.7
Commercial Paper		400.0	389.5	396.9
Money Market Funds		2,573.9	2,573.9	2,573.9
Supranationals		636.2	643.2	611.2
Total		\$ 16,558.1	\$ 16,536.4	\$ 16,026.3

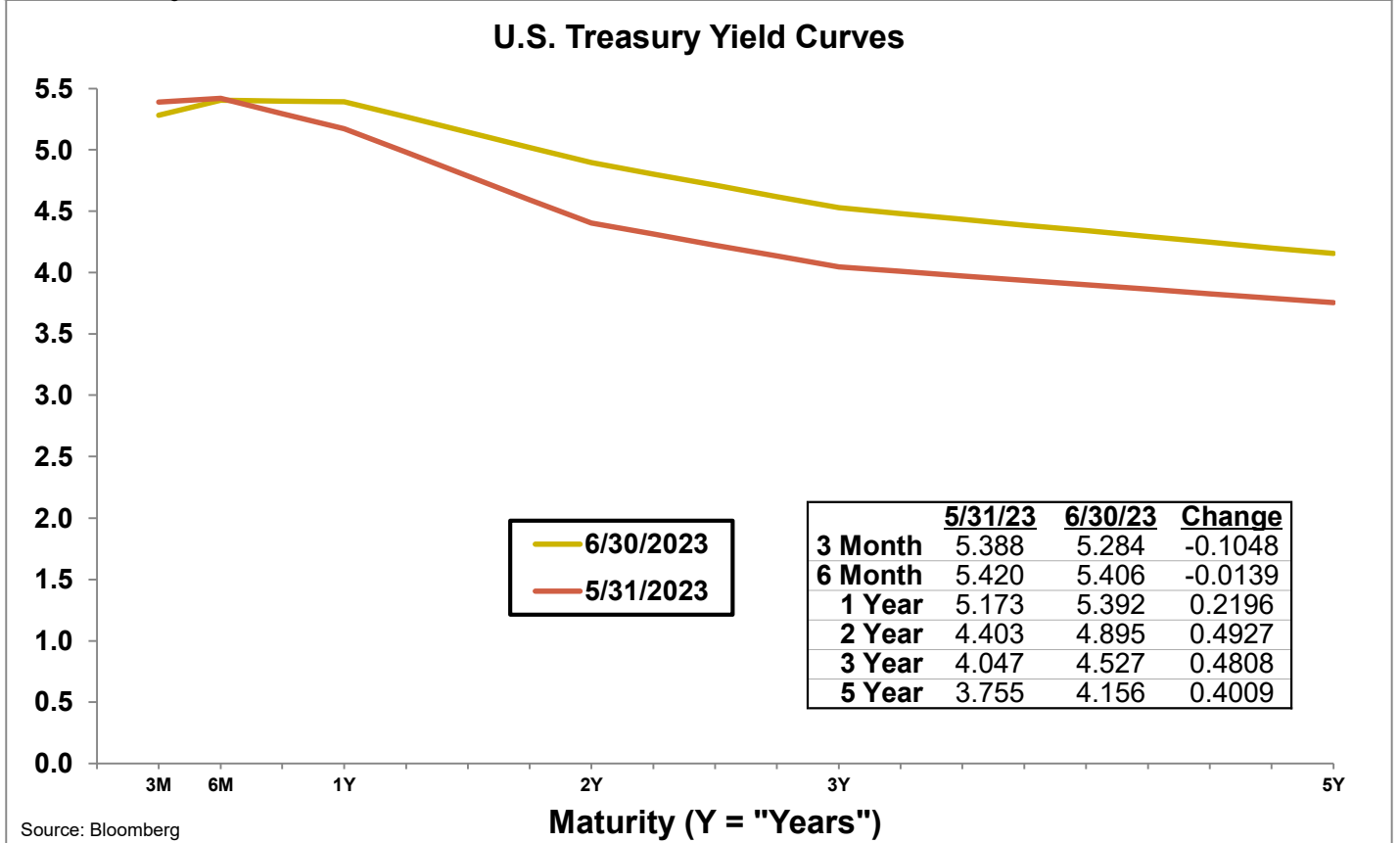
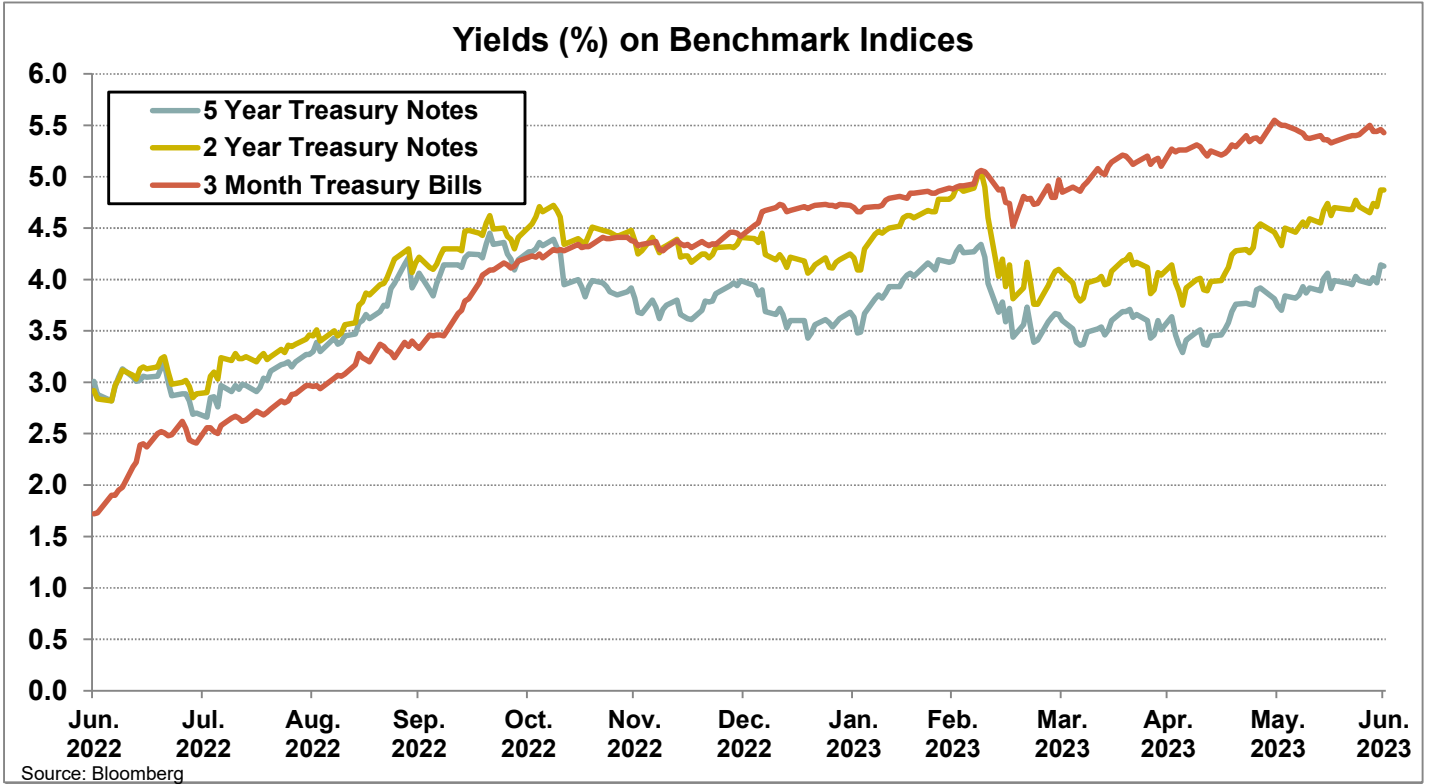


Portfolio Analysis

Pooled Fund



Yield Curves



Investment Inventory

Pooled Fund

As of June 30, 2023

Type of Investment	CUSIP	Issuer Name	Maturity		Par Value	Original Cost	Amortized		Market Value
			Date	Coupon			Book Value		
U.S. Treasuries	912828S92	UNITED STATES TREASURY	7/31/2023	1.25	\$ 100,000,000	\$ 102,439,453	\$ 100,085,997	\$ 99,671,875	
U.S. Treasuries	91282CAK7	UNITED STATES TREASURY	9/15/2023	0.13	50,000,000	49,886,719	49,988,761	49,484,375	
U.S. Treasuries	912797HC4	UNITED STATES TREASURY	10/24/2023	0.00	50,000,000	49,137,250	49,166,250	49,181,535	
U.S. Treasuries	912828WE6	UNITED STATES TREASURY	11/15/2023	2.75	50,000,000	51,960,938	50,187,998	49,531,250	
U.S. Treasuries	91282CBA8	UNITED STATES TREASURY	12/15/2023	0.13	150,000,000	148,613,281	149,698,274	146,578,125	
U.S. Treasuries	91282CDV0	UNITED STATES TREASURY	1/31/2024	0.88	100,000,000	97,996,094	99,363,384	97,421,875	
U.S. Treasuries	9128285Z9	UNITED STATES TREASURY	1/31/2024	2.50	50,000,000	52,511,719	50,633,107	49,171,875	
U.S. Treasuries	912828B66	UNITED STATES TREASURY	2/15/2024	2.75	50,000,000	50,250,000	50,084,815	49,179,688	
U.S. Treasuries	91282CBR1	UNITED STATES TREASURY	3/15/2024	0.25	50,000,000	48,708,984	49,548,669	48,226,563	
U.S. Treasuries	91282CC3	UNITED STATES TREASURY	5/15/2024	0.25	50,000,000	49,718,750	49,914,391	47,804,688	
U.S. Treasuries	912828XT2	UNITED STATES TREASURY	5/31/2024	2.00	50,000,000	52,263,672	50,715,406	48,460,938	
U.S. Treasuries	91282CCL3	UNITED STATES TREASURY	7/15/2024	0.38	150,000,000	147,531,250	148,867,220	142,453,125	
U.S. Treasuries	912828Y87	UNITED STATES TREASURY	7/31/2024	1.75	50,000,000	52,210,938	50,718,237	48,085,938	
U.S. Treasuries	91282CYT6	UNITED STATES TREASURY	8/15/2024	0.38	50,000,000	49,898,438	49,961,563	47,304,688	
U.S. Treasuries	912828YM6	UNITED STATES TREASURY	10/31/2024	1.50	50,000,000	51,746,094	50,657,987	47,570,313	
U.S. Treasuries	912828G38	UNITED STATES TREASURY	11/15/2024	2.25	100,000,000	106,388,672	102,388,364	96,000,000	
U.S. Treasuries	912828YY0	UNITED STATES TREASURY	12/31/2024	1.75	50,000,000	52,226,563	50,881,314	47,531,250	
U.S. Treasuries	912828Z52	UNITED STATES TREASURY	1/31/2025	1.38	100,000,000	103,023,438	101,257,079	94,296,875	
U.S. Treasuries	912828ZC7	UNITED STATES TREASURY	2/28/2025	1.13	100,000,000	102,009,766	100,849,742	93,734,375	
U.S. Treasuries	912828ZF0	UNITED STATES TREASURY	3/31/2025	0.50	100,000,000	99,619,141	99,831,499	92,500,000	
U.S. Treasuries	912828ZL7	UNITED STATES TREASURY	4/30/2025	0.38	50,000,000	49,615,234	49,821,616	46,000,000	
U.S. Treasuries	912828XB1	UNITED STATES TREASURY	5/15/2025	2.13	50,000,000	52,849,609	51,442,733	47,468,750	
U.S. Treasuries	912828ZW3	UNITED STATES TREASURY	6/30/2025	0.25	450,000,000	442,748,047	446,376,078	410,976,563	
U.S. Treasuries	91282CAB7	UNITED STATES TREASURY	7/31/2025	0.25	100,000,000	98,822,266	99,384,211	90,968,750	
U.S. Treasuries	91282CFK2	UNITED STATES TREASURY	9/15/2025	3.50	50,000,000	48,968,750	49,225,122	48,640,625	
U.S. Treasuries	91282CAM3	UNITED STATES TREASURY	9/30/2025	0.25	100,000,000	98,390,625	99,156,102	90,562,500	
U.S. Treasuries	91282CAT8	UNITED STATES TREASURY	10/31/2025	0.25	150,000,000	147,425,781	148,711,847	135,375,000	
U.S. Treasuries	91282CBC4	UNITED STATES TREASURY	12/31/2025	0.38	100,000,000	98,726,563	99,342,204	90,140,625	
U.S. Treasuries	91282CBW0	UNITED STATES TREASURY	4/30/2026	0.75	100,000,000	99,392,578	99,644,196	90,062,500	
U.S. Treasuries	912828R36	UNITED STATES TREASURY	5/15/2026	1.63	100,000,000	104,093,750	102,467,077	92,296,875	
U.S. Treasuries	91282CCJ8	UNITED STATES TREASURY	6/30/2026	0.88	450,000,000	449,880,859	449,858,300	405,421,875	
U.S. Treasuries	91282CCW9	UNITED STATES TREASURY	8/31/2026	0.75	50,000,000	49,449,219	49,645,576	44,593,750	
U.S. Treasuries	91282CCZ2	UNITED STATES TREASURY	9/30/2026	0.88	150,000,000	148,679,688	149,135,239	134,203,125	
U.S. Treasuries	91282CDK4	UNITED STATES TREASURY	11/30/2026	1.25	150,000,000	147,267,578	147,993,669	135,140,625	
U.S. Treasuries	91282CDQ1	UNITED STATES TREASURY	12/31/2026	1.25	50,000,000	47,107,422	47,871,342	45,000,000	
U.S. Treasuries	91282CEF4	UNITED STATES TREASURY	3/31/2027	2.50	25,000,000	24,757,813	24,817,827	23,429,688	
Subtotals				0.91	\$ 3,625,000,000	\$ 3,626,316,938	\$ 3,619,693,196	\$ 3,374,470,597	
Federal Agencies	313384HT9	FEDERAL HOME LOAN BANKS	7/5/2023	0.00	\$ 50,000,000	\$ 49,518,500	\$ 49,973,250	\$ 49,986,300	
Federal Agencies	313384HV4	FEDERAL HOME LOAN BANKS	7/7/2023	0.00	25,000,000	24,775,417	24,979,583	24,986,225	
Federal Agencies	313384JC4	FEDERAL HOME LOAN BANKS	7/14/2023	0.00	50,000,000	49,366,667	49,913,333	49,925,800	
Federal Agencies	3133EMS37	FEDERAL FARM CREDIT BANKS FU	7/14/2023	0.13	100,000,000	99,835,044	99,997,062	99,842,100	
Federal Agencies	313384JK6	FEDERAL HOME LOAN BANKS	7/21/2023	0.00	55,000,000	54,439,833	54,847,083	54,866,405	
Federal Agencies	3133ENEY2	FEDERAL FARM CREDIT BANKS FU	7/24/2023	0.45	50,000,000	49,996,500	49,999,867	49,858,450	
Federal Agencies	313384JQ3	FEDERAL HOME LOAN BANKS	7/26/2023	0.00	25,000,000	24,707,813	24,914,063	24,922,425	
Federal Agencies	313384JS9	FEDERAL HOME LOAN BANKS	7/28/2023	0.00	50,000,000	49,273,333	49,820,000	49,831,350	
Federal Agencies	313384KF5	FEDERAL HOME LOAN BANKS	8/10/2023	0.00	75,000,000	73,774,917	74,508,333	74,609,775	
Federal Agencies	3133EM2E1	FEDERAL FARM CREDIT BANKS FU	8/10/2023	0.16	50,000,000	49,970,000	49,998,356	49,735,700	
Federal Agencies	313384KP3	FEDERAL HOME LOAN BANKS	8/18/2023	0.00	15,000,000	14,805,863	14,899,800	14,904,540	

Investment Inventory

Pooled Fund

Type of Investment	CUSIP	Issuer Name	Maturity		Par Value	Original Cost	Amortized	
			Date	Coupon			Book Value	Market Value
Federal Agencies	313384KU2	FEDERAL HOME LOAN BANKS	8/23/2023	0.00	10,000,000	9,871,444	9,923,444	9,929,010
Federal Agencies	3137EAEV7	FEDERAL HOME LOAN MORTGAGE	8/24/2023	0.25	40,776,000	40,542,761	40,755,880	40,484,615
Federal Agencies	313384LJ6	FEDERAL HOME LOAN BANKS	9/6/2023	0.00	50,000,000	48,055,750	49,570,083	49,542,050
Federal Agencies	3130AJXD6	FEDERAL HOME LOAN BANKS	9/8/2023	0.13	20,975,000	20,806,361	20,956,618	20,777,248
Federal Agencies	313383YJ4	FEDERAL HOME LOAN BANKS	9/8/2023	3.38	90,000,000	90,243,750	90,041,265	89,665,470
Federal Agencies	3135G0U43	FEDERAL NATIONAL MORTGAGE A	9/12/2023	2.88	29,648,000	30,793,302	29,778,229	29,503,555
Federal Agencies	313384LR8	FEDERAL HOME LOAN BANKS	9/13/2023	0.00	25,000,000	24,602,778	24,732,778	24,745,850
Federal Agencies	313384LY3	FEDERAL HOME LOAN BANKS	9/20/2023	0.00	50,000,000	48,969,778	49,451,000	49,441,150
Federal Agencies	313384MD8	FEDERAL HOME LOAN BANKS	9/25/2023	0.00	50,000,000	48,950,875	49,414,125	49,404,600
Federal Agencies	3133EM6N7	FEDERAL FARM CREDIT BANKS FU	9/27/2023	0.17	50,000,000	49,950,000	49,993,973	49,396,550
Federal Agencies	313384MH9	FEDERAL HOME LOAN BANKS	9/29/2023	0.00	50,000,000	48,897,500	48,897,500	49,375,000
Federal Agencies	313384MQ9	FEDERAL HOME LOAN BANKS	10/6/2023	0.00	66,000,000	64,517,750	65,128,617	65,107,548
Federal Agencies	313384MV8	FEDERAL HOME LOAN BANKS	10/11/2023	0.00	150,000,000	146,486,833	147,943,000	147,860,700
Federal Agencies	313384NE5	FEDERAL HOME LOAN BANKS	10/20/2023	0.00	129,726,000	126,712,982	127,722,228	127,705,388
Federal Agencies	313384NK1	FEDERAL HOME LOAN BANKS	10/25/2023	0.00	43,944,000	43,154,216	43,154,216	43,226,702
Federal Agencies	313384NX3	FEDERAL HOME LOAN BANKS	11/6/2023	0.00	50,000,000	49,008,660	49,087,111	49,094,350
Federal Agencies	3133ENGF1	FEDERAL FARM CREDIT BANKS FU	12/1/2023	0.50	125,000,000	124,818,750	124,961,908	122,480,125
Federal Agencies	3130A3VC5	FEDERAL HOME LOAN BANKS	12/8/2023	2.25	40,000,000	41,204,000	40,264,615	39,449,720
Federal Agencies	3133ENHR4	FEDERAL FARM CREDIT BANKS FU	12/20/2023	0.68	112,000,000	111,946,088	111,987,297	109,556,272
Federal Agencies	3130AU4V3	FEDERAL HOME LOAN BANKS	1/8/2024	4.80	36,000,000	35,986,400	35,993,440	35,875,080
Federal Agencies	3133ENLF5	FEDERAL FARM CREDIT BANKS FU	1/18/2024	0.90	61,856,000	61,439,815	61,737,727	60,363,044
Federal Agencies	313384ST7	FEDERAL HOME LOAN BANKS	2/6/2024	0.00	10,650,000	10,236,780	10,337,600	10,310,947
Federal Agencies	3130AFW94	FEDERAL HOME LOAN BANKS	2/13/2024	2.50	39,010,000	40,468,810	39,462,017	38,318,938
Federal Agencies	3133ELNE0	FEDERAL FARM CREDIT BANKS FU	2/14/2024	1.43	20,495,000	20,950,604	20,567,743	19,999,923
Federal Agencies	3130AUYG3	FEDERAL HOME LOAN BANKS	2/16/2024	5.10	25,000,000	24,996,500	24,997,795	24,941,000
Federal Agencies	3133EMRZ7	FEDERAL FARM CREDIT BANKS FU	2/26/2024	0.25	110,000,000	109,960,400	109,991,321	106,394,970
Federal Agencies	3130ARHG9	FEDERAL HOME LOAN BANKS	2/28/2024	2.13	36,000,000	35,958,960	35,985,913	35,240,616
Federal Agencies	3130ATUQ8	FEDERAL HOME LOAN BANKS	3/8/2024	4.75	115,000,000	114,976,300	114,986,543	114,429,485
Federal Agencies	3133EMTW2	FEDERAL FARM CREDIT BANKS FU	3/18/2024	0.30	100,000,000	99,878,950	99,971,173	96,440,500
Federal Agencies	3133EMWV0	FEDERAL FARM CREDIT BANKS FU	4/22/2024	0.35	84,969,000	84,992,791	84,975,497	81,589,273
Federal Agencies	3133ENWP1	FEDERAL FARM CREDIT BANKS FU	5/16/2024	2.63	95,000,000	94,871,750	94,943,858	92,723,040
Federal Agencies	3133ENYH7	FEDERAL FARM CREDIT BANKS FU	6/10/2024	2.63	100,000,000	99,871,000	99,939,118	97,439,200
Federal Agencies	3130A1XJ2	FEDERAL HOME LOAN BANKS	6/14/2024	2.88	109,435,000	109,808,808	109,606,672	106,849,598
Federal Agencies	3130ASHK8	FEDERAL HOME LOAN BANKS	6/14/2024	3.13	56,210,000	56,019,452	56,114,039	55,009,973
Federal Agencies	3133ENYX2	FEDERAL FARM CREDIT BANKS FU	6/17/2024	3.25	100,000,000	99,911,250	99,957,264	97,961,900
Federal Agencies	3133ENZS2	FEDERAL FARM CREDIT BANKS FU	6/28/2024	3.10	100,000,000	99,947,000	99,973,681	97,766,900
Federal Agencies	3130ASME6	FEDERAL HOME LOAN BANKS	7/8/2024	3.00	42,500,000	42,417,550	42,457,929	41,491,688
Federal Agencies	3130AWFH8	FEDERAL HOME LOAN BANKS	7/12/2024	5.51	50,000,000	50,000,000	50,000,000	49,865,350
Federal Agencies	3133EMV25	FEDERAL FARM CREDIT BANKS FU	7/23/2024	0.45	50,000,000	50,092,000	50,032,991	47,480,400
Federal Agencies	3133EPBF1	FEDERAL FARM CREDIT BANKS FU	8/21/2024	4.88	55,000,000	54,977,700	54,983,000	54,667,580
Federal Agencies	3133ENJ84	FEDERAL FARM CREDIT BANKS FU	8/26/2024	3.38	50,000,000	49,916,500	49,951,796	48,871,650
Federal Agencies	3130ATVD6	FEDERAL HOME LOAN BANKS	9/13/2024	4.88	50,000,000	50,062,000	50,040,535	49,687,150
Federal Agencies	3133EM5X6	FEDERAL FARM CREDIT BANKS FU	9/23/2024	0.43	125,000,000	124,873,750	124,948,164	117,750,875
Federal Agencies	3133ENP79	FEDERAL FARM CREDIT BANKS FU	9/26/2024	4.25	50,000,000	49,996,000	49,997,521	49,322,900
Federal Agencies	3135GAFY2	FEDERAL NATIONAL MORTGAGE A	10/3/2024	5.32	100,000,000	100,000,000	100,000,000	99,416,300
Federal Agencies	3130ATT31	FEDERAL HOME LOAN BANKS	10/3/2024	4.50	50,000,000	49,860,500	49,908,590	49,461,550
Federal Agencies	3133EPHD0	FEDERAL FARM CREDIT BANKS FU	10/28/2024	4.50	45,000,000	44,927,400	44,935,863	44,501,085
Federal Agencies	3133ENEJ5	FEDERAL FARM CREDIT BANKS FU	11/18/2024	0.88	70,000,000	69,919,500	69,962,835	65,885,050
Federal Agencies	3133ENZ94	FEDERAL FARM CREDIT BANKS FU	11/18/2024	4.50	25,000,000	24,973,500	24,981,657	24,690,575
Federal Agencies	3133ELCP7	FEDERAL FARM CREDIT BANKS FU	12/3/2024	1.63	25,000,000	24,960,000	24,988,593	23,746,425

Investment Inventory

Pooled Fund

Type of Investment	CUSIP	Issuer Name	Maturity		Par Value	Original Cost	Amortized	
			Date	Coupon			Book Value	Market Value
Federal Agencies	3133ENGQ7	FEDERAL FARM CREDIT BANKS FU	12/9/2024	0.92	100,000,000	99,948,000	99,974,996	93,969,300
Federal Agencies	3133EN4N7	FEDERAL FARM CREDIT BANKS FU	12/20/2024	4.25	60,000,000	59,891,900	59,922,441	59,092,680
Federal Agencies	3135GAG39	FEDERAL NATIONAL MORTGAGE A	12/30/2024	5.38	100,000,000	100,000,000	100,000,000	99,259,500
Federal Agencies	3133ENKS8	FEDERAL FARM CREDIT BANKS FU	1/6/2025	1.13	70,000,000	69,842,500	69,919,879	65,897,020
Federal Agencies	3135G0X24	FEDERAL NATIONAL MORTGAGE A	1/7/2025	1.63	39,060,000	40,632,556	39,704,319	37,041,340
Federal Agencies	3133ENZ37	FEDERAL FARM CREDIT BANKS FU	1/10/2025	4.88	50,000,000	49,997,780	49,998,433	49,710,150
Federal Agencies	3133EPAG0	FEDERAL FARM CREDIT BANKS FU	2/10/2025	4.25	39,875,000	39,663,265	39,704,106	39,288,080
Federal Agencies	3137EAEP0	FEDERAL HOME LOAN MORTGAGE	2/12/2025	1.50	133,532,000	135,388,452	134,327,155	126,066,359
Federal Agencies	3130AUVZ4	FEDERAL HOME LOAN BANKS	2/13/2025	4.50	50,000,000	49,921,500	49,936,319	49,466,100
Federal Agencies	3130AV7L0	FEDERAL HOME LOAN BANKS	2/28/2025	5.00	60,000,000	59,920,800	59,933,855	59,821,440
Federal Agencies	3133ELQY3	FEDERAL FARM CREDIT BANKS FU	3/3/2025	1.21	40,000,000	39,954,960	39,984,762	37,515,000
Federal Agencies	3133EMWT5	FEDERAL FARM CREDIT BANKS FU	4/21/2025	0.60	50,000,000	49,973,500	49,988,029	46,227,750
Federal Agencies	3135G03U5	FEDERAL NATIONAL MORTGAGE A	4/22/2025	0.63	137,938,000	136,719,742	137,277,580	127,574,580
Federal Agencies	3133ENXE5	FEDERAL FARM CREDIT BANKS FU	5/23/2025	2.85	26,000,000	25,963,600	25,977,018	24,996,140
Federal Agencies	3130AWER7	FEDERAL HOME LOAN BANKS	6/6/2025	4.63	102,000,000	101,915,340	101,917,559	101,311,194
Federal Agencies	3130ATST5	FEDERAL HOME LOAN BANKS	6/13/2025	4.38	82,415,000	82,793,283	82,767,840	81,490,221
Federal Agencies	3130ASG86	FEDERAL HOME LOAN BANKS	6/13/2025	3.38	24,640,000	24,806,223	24,753,452	23,912,381
Federal Agencies	3133EN4B3	FEDERAL FARM CREDIT BANKS FU	6/13/2025	4.25	45,000,000	44,967,233	44,974,410	44,392,095
Federal Agencies	3133ENYQ7	FEDERAL FARM CREDIT BANKS FU	6/13/2025	2.95	50,000,000	49,975,500	49,984,062	48,134,450
Federal Agencies	3135G04Z3	FEDERAL NATIONAL MORTGAGE A	6/17/2025	0.50	14,655,000	14,346,240	14,482,987	13,444,277
Federal Agencies	3130AN4A5	FEDERAL HOME LOAN BANKS	6/30/2025	0.70	17,680,000	17,734,631	17,707,523	16,263,125
Federal Agencies	3133EPKA2	FEDERAL FARM CREDIT BANKS FU	8/18/2025	4.00	81,500,000	81,447,535	81,450,340	80,060,058
Federal Agencies	3135G05X7	FEDERAL NATIONAL MORTGAGE A	8/25/2025	0.38	97,500,000	96,546,250	97,042,808	88,646,903
Federal Agencies	3130A8ZQ9	FEDERAL HOME LOAN BANKS	9/12/2025	1.75	10,295,000	10,575,333	10,454,849	9,637,427
Federal Agencies	3137EAEX3	FEDERAL HOME LOAN MORTGAGE	9/23/2025	0.38	22,600,000	22,295,352	22,450,788	20,495,081
Federal Agencies	3133EPDL6	FEDERAL FARM CREDIT BANKS FU	10/1/2025	4.85	50,000,000	50,000,000	50,000,000	50,000,950
Federal Agencies	3133ENEG1	FEDERAL FARM CREDIT BANKS FU	11/17/2025	1.05	94,675,000	94,545,232	94,597,726	86,751,365
Federal Agencies	3133ENHM5	FEDERAL FARM CREDIT BANKS FU	12/16/2025	1.17	95,000,000	94,903,100	94,940,374	87,138,465
Federal Agencies	3133EN5E6	FEDERAL FARM CREDIT BANKS FU	12/29/2025	4.00	60,000,000	59,818,050	59,848,596	58,919,700
Federal Agencies	3133EN6A3	FEDERAL FARM CREDIT BANKS FU	1/13/2026	4.00	50,000,000	49,959,600	49,965,830	49,109,450
Federal Agencies	3130AUTC8	FEDERAL HOME LOAN BANKS	2/6/2026	4.01	21,100,000	20,985,427	21,000,312	20,734,970
Federal Agencies	3133EPJX4	FEDERAL FARM CREDIT BANKS FU	2/17/2026	3.63	55,000,000	54,834,000	54,841,418	53,524,075
Federal Agencies	3133EPBJ3	FEDERAL FARM CREDIT BANKS FU	2/23/2026	4.38	103,000,000	102,825,580	102,845,950	102,108,535
Federal Agencies	3133ENJ35	FEDERAL FARM CREDIT BANKS FU	2/25/2026	3.32	35,000,000	34,957,650	34,967,907	33,789,000
Federal Agencies	3133EMZ21	FEDERAL FARM CREDIT BANKS FU	4/6/2026	0.69	15,500,000	15,458,150	15,475,151	13,918,380
Federal Agencies	3133ENUD0	FEDERAL FARM CREDIT BANKS FU	4/8/2026	2.64	50,000,000	49,903,000	49,932,810	47,387,650
Federal Agencies	3130AWAH3	FEDERAL HOME LOAN BANKS	6/12/2026	4.00	25,000,000	24,833,650	24,838,158	24,552,675
Federal Agencies	3130AVWS7	FEDERAL HOME LOAN BANKS	6/12/2026	3.75	37,045,000	36,930,679	36,935,582	36,128,877
Federal Agencies	3133EPMU6	FEDERAL FARM CREDIT BANKS FU	6/15/2026	4.25	74,700,000	74,560,826	74,562,858	73,872,100
Federal Agencies	3133PNG6	FEDERAL FARM CREDIT BANKS FU	6/23/2026	4.38	100,000,000	99,947,000	99,947,387	99,255,400
Federal Agencies	3130ANNM8	FEDERAL HOME LOAN BANKS	7/13/2026	1.05	100,000,000	100,000,000	100,000,000	89,442,000
Federal Agencies	3130ANNP2	FEDERAL HOME LOAN BANKS	7/27/2026	1.07	100,000,000	100,000,000	100,000,000	89,376,700
Federal Agencies	3130ANTG5	FEDERAL HOME LOAN BANKS	8/10/2026	1.05	100,000,000	100,000,000	100,000,000	89,223,800
Federal Agencies	3130AP6T7	FEDERAL HOME LOAN BANKS	9/3/2026	1.08	100,000,000	100,000,000	100,000,000	89,050,300
Federal Agencies	3130APPR0	FEDERAL HOME LOAN BANKS	10/19/2026	1.43	100,000,000	100,000,000	100,000,000	89,924,400
Federal Agencies	3134GYRY0	FEDERAL HOME LOAN MORTGAGE	11/2/2026	5.29	100,000,000	100,000,000	100,000,000	98,894,400
Federal Agencies	3130AQ7L1	FEDERAL HOME LOAN BANKS	11/16/2026	1.61	100,000,000	100,000,000	100,000,000	90,324,200
Federal Agencies	3130AQJ95	FEDERAL HOME LOAN BANKS	12/14/2026	1.65	100,000,000	100,000,000	100,000,000	90,287,400
Federal Agencies	3130ARB59	FEDERAL HOME LOAN BANKS	3/8/2027	2.35	100,000,000	100,000,000	100,000,000	92,113,400
Federal Agencies	3133ENRD4	FEDERAL FARM CREDIT BANKS FU	3/10/2027	1.68	48,573,000	47,432,020	47,727,923	44,102,293

Investment Inventory

Pooled Fund

Type of Investment	CUSIP	Issuer Name	Maturity		Par Value	Original Cost	Amortized		Market Value
			Date	Coupon			Book Value		
Federal Agencies	3133ENTS9	FEDERAL FARM CREDIT BANKS FU	4/5/2027	2.60	72,000,000	71,573,348	71,678,783		67,574,304
Federal Agencies	3133EN2L3	FEDERAL FARM CREDIT BANKS FU	5/17/2027	4.13	55,650,000	55,613,093	55,618,172		55,134,013
Federal Agencies	3130ASGU7	FEDERAL HOME LOAN BANKS	6/11/2027	3.50	44,100,000	44,710,878	44,592,456		42,767,563
Federal Agencies	3133EPMV4	FEDERAL FARM CREDIT BANKS FU	6/15/2027	4.13	28,940,000	28,911,928	28,912,236		28,713,429
Federal Agencies	3133ENZK9	FEDERAL FARM CREDIT BANKS FU	6/28/2027	3.24	27,865,000	28,099,066	28,052,820		26,751,682
Federal Agencies	3134GYUV2	FEDERAL HOME LOAN MORTGAGE	6/29/2027	5.94	100,000,000	100,000,000	100,000,000		99,884,100
Federal Agencies	3133EPBM6	FEDERAL FARM CREDIT BANKS FU	8/23/2027	4.13	10,000,000	9,974,000	9,976,027		9,925,530
Subtotals				2.22	\$ 7,373,032,000	\$ 7,353,427,185	\$ 7,360,880,160	\$	\$ 7,123,101,732
Public Time Deposits	PPFTLUBP3	Bank of San Francisco	7/10/2023	4.85	\$ 10,000,000	\$ 10,000,000	\$ 10,000,000	\$	10,000,000
Public Time Deposits	PPG62B630	Bank of San Francisco	12/4/2023	5.46	10,000,000	10,000,000	10,000,000		10,000,000
Public Time Deposits	PPG42YDZ6	Bridge Bank	12/18/2023	5.37	10,000,000	10,000,000	10,000,000		10,000,000
Subtotals				5.23	\$ 30,000,000	\$ 30,000,000	\$ 30,000,000	\$	\$ 30,000,000
Negotiable CDs	06367CWT0	Bank of Montreal - Chicago Branch	7/3/2023	3.75	\$ 50,000,000	\$ 50,000,000	\$ 50,000,000	\$	49,993,550
Negotiable CDs	78015J3N5	Royal Bank of Canada New York Bran	7/3/2023	3.73	50,000,000	50,000,000	50,000,000		49,993,450
Negotiable CDs	06367CXA0	Bank of Montreal - Chicago Branch	7/3/2023	3.84	50,000,000	50,000,000	50,000,000		49,993,950
Negotiable CDs	06417MB87	Bank of Nova Scotia - Houston Branch	7/3/2023	3.73	50,000,000	50,000,000	50,000,000		49,993,500
Negotiable CDs	78015JAJ6	Royal Bank of Canada New York Bran	7/3/2023	4.02	50,000,000	50,000,000	50,000,000		49,994,700
Negotiable CDs	06367D2M6	Bank of Montreal - Chicago Branch	7/3/2023	5.30	50,000,000	50,000,000	50,000,000		50,000,150
Negotiable CDs	65602Y7E4	Norinchukin Bank - New York Branch	8/16/2023	5.05	50,000,000	50,000,000	50,000,000		49,975,950
Negotiable CDs	06367CXR3	Bank of Montreal - Chicago Branch	8/28/2023	4.23	50,000,000	50,000,000	50,000,000		49,891,000
Negotiable CDs	78015JFJ1	Royal Bank of Canada New York Bran	9/20/2023	4.75	50,000,000	50,000,000	50,000,000		49,859,150
Negotiable CDs	78015JHJ9	Royal Bank of Canada New York Bran	9/22/2023	4.81	50,000,000	50,000,000	50,000,000		49,895,250
Negotiable CDs	06367CY27	Bank of Montreal - Chicago Branch	9/22/2023	4.80	50,000,000	50,000,000	50,000,000		49,894,400
Negotiable CDs	06367CXX0	Bank of Montreal - Chicago Branch	9/25/2023	4.82	50,000,000	50,000,000	50,000,000		49,890,500
Negotiable CDs	78015JH67	Royal Bank of Canada New York Bran	9/25/2023	4.76	50,000,000	50,000,000	50,000,000		49,883,650
Negotiable CDs	06367CYA9	Bank of Montreal - Chicago Branch	10/6/2023	4.97	50,000,000	50,000,000	50,000,000		49,858,950
Negotiable CDs	89115BC73	Toronto-Dominion Bank - New York Br	10/23/2023	5.57	50,000,000	50,000,000	50,000,000		49,962,150
Negotiable CDs	78015JMJ3	Royal Bank of Canada New York Bran	10/23/2023	5.46	50,000,000	50,000,000	50,000,000		49,947,450
Negotiable CDs	06367D4E2	Bank of Montreal - Chicago Branch	10/24/2023	5.42	100,000,000	100,000,000	100,000,000		99,909,000
Negotiable CDs	13606KRZ1	Canadian Imperial Bank of Commerce	11/6/2023	5.32	50,000,000	50,000,000	50,000,000		49,919,700
Negotiable CDs	89115BJX9	Toronto-Dominion Bank - New York Br	11/20/2023	5.51	50,000,000	50,000,000	50,000,000		49,934,250
Negotiable CDs	06417MN84	Bank of Nova Scotia - Houston Branch	11/21/2023	5.50	50,000,000	50,000,000	50,000,000		49,931,950
Negotiable CDs	78015JPE1	Royal Bank of Canada New York Bran	12/18/2023	5.37	50,000,000	50,000,000	50,000,000		49,880,050
Negotiable CDs	78015JRE9	Royal Bank of Canada New York Bran	12/29/2023	5.43	100,000,000	100,000,000	100,000,000		99,770,900
Negotiable CDs	89115BPP0	Toronto-Dominion Bank - New York Br	1/3/2024	5.43	50,000,000	50,000,000	50,000,000		49,880,700
Negotiable CDs	89115BPF1	Toronto-Dominion Bank - New York Br	1/5/2024	5.43	50,000,000	50,000,000	50,000,000		49,842,200
Negotiable CDs	06367D3V5	Bank of Montreal - Chicago Branch	1/12/2024	5.24	70,000,000	70,000,000	70,000,000		69,755,070
Negotiable CDs	89115BQB9	Toronto-Dominion Bank - New York Br	1/17/2024	5.24	50,000,000	50,000,000	50,000,000		49,784,600
Negotiable CDs	89115BY79	Toronto-Dominion Bank - New York Br	1/29/2024	5.75	50,000,000	50,000,000	50,000,000		49,960,750
Negotiable CDs	89115BST8	Toronto-Dominion Bank - New York Br	1/29/2024	5.21	100,000,000	100,000,000	100,000,000		99,600,500
Negotiable CDs	06417MT47	Bank of Nova Scotia - Houston Branch	2/9/2024	5.43	50,000,000	50,000,000	50,000,000		49,855,500
Negotiable CDs	89115BWK2	Toronto-Dominion Bank - New York Br	2/22/2024	5.58	50,000,000	50,000,000	50,000,000		49,896,600
Negotiable CDs	89115BXF2	Toronto-Dominion Bank - New York Br	3/6/2024	5.60	50,000,000	50,000,000	50,000,000		49,850,300
Negotiable CDs	89115BNG1	Toronto-Dominion Bank - New York Br	6/5/2024	5.85	50,000,000	50,000,000	50,000,000		49,985,850
Negotiable CDs	06367DAU9	Bank of Montreal - Chicago Branch	6/21/2024	5.87	100,000,000	100,000,000	100,000,000		99,974,600
Negotiable CDs	78015JXW2	Royal Bank of Canada New York Bran	6/28/2024	5.89	50,000,000	50,000,000	50,000,000		49,943,200
Subtotals				5.12	\$ 1,920,000,000	\$ 1,920,000,000	\$ 1,920,000,000	\$	\$ 1,916,703,470

Investment Inventory

Pooled Fund

Type of Investment	CUSIP	Issuer Name	Maturity		Par Value	Original Cost	Amortized		Market Value
			Date	Coupon			Book Value		
Commercial Paper	62479MU35	MUFG Bank - New York Branch	7/3/2023	0.00	\$ 50,000,000	\$ 48,515,417	\$ 49,985,861	\$ 49,977,550	
Commercial Paper	62479MV26	MUFG Bank - New York Branch	8/2/2023	0.00	50,000,000	48,785,111	49,779,111	49,751,700	
Commercial Paper	62479MV75	MUFG Bank - New York Branch	8/7/2023	0.00	50,000,000	48,750,597	49,744,597	49,713,800	
Commercial Paper	89233HVB7	Toyota Motor Credit Corporation	8/11/2023	0.00	50,000,000	48,756,944	49,715,278	49,688,850	
Commercial Paper	62479MVE0	MUFG Bank - New York Branch	8/14/2023	0.00	50,000,000	48,660,667	49,699,333	49,660,700	
Commercial Paper	62479MVU4	MUFG Bank - New York Branch	8/28/2023	0.00	50,000,000	48,457,583	49,598,833	49,554,050	
Commercial Paper	89233HVW1	Toyota Motor Credit Corporation	8/30/2023	0.00	50,000,000	48,601,375	49,582,500	49,545,900	
Commercial Paper	89233HY65	Toyota Motor Credit Corporation	11/6/2023	0.00	50,000,000	48,987,722	49,025,778	49,022,750	
Subtotals				0.00	\$ 400,000,000	\$ 389,515,417	\$ 397,131,292	\$ 396,915,300	
Money Market Funds	608919718	FEDERATED HRMS GV O PRMR	7/1/2023	4.99	\$ 11,865,527	\$ 11,865,527	\$ 11,865,527	\$ 11,865,527	
Money Market Funds	09248U718	BLKRR LQ:T-FUND INSTL	7/1/2023	4.99	120,467,193	120,467,193	120,467,193	120,467,193	
Money Market Funds	31607A703	FIDELITY IMM:GOVT INSTL	7/1/2023	5.03	834,819,494	834,819,494	834,819,494	834,819,494	
Money Market Funds	85749T517	SS INST INV:US GV MM OPP	7/1/2023	5.00	310,656,341	310,656,341	310,656,341	310,656,341	
Money Market Funds	61747C319	MORG STAN I LQ:GV IMP	7/1/2023	5.03	833,581,041	833,581,041	833,581,041	833,581,041	
Money Market Funds	262006208	DREYFUS GVT CSH MGT INST	7/1/2023	4.99	462,486,475	462,486,475	462,486,475	462,486,475	
Subtotals				5.02	\$ 2,573,876,071	\$ 2,573,876,071	\$ 2,573,876,071	\$ 2,573,876,071	
Supranationals	4581X0CC0	INTER-AMERICAN DEVELOPMENT E	10/4/2023	3.00	\$ 25,756,000	\$ 26,837,752	\$ 25,912,180	\$ 25,597,987	
Supranationals	45906M3B5	INTERNATIONAL BANK FOR RECON	6/14/2024	1.98	100,000,000	100,000,000	100,000,000	96,657,000	
Supranationals	4581X0EE4	INTER-AMERICAN DEVELOPMENT E	7/1/2024	3.25	80,000,000	79,992,000	79,995,995	78,240,480	
Supranationals	459056HV2	INTERNATIONAL BANK FOR RECON	8/28/2024	1.50	50,000,000	50,984,250	50,405,167	47,837,250	
Supranationals	45950VQG4	INTERNATIONAL FINANCE CORP	9/23/2024	0.44	10,000,000	9,918,700	9,965,712	9,381,550	
Supranationals	4581X0DZ8	INTER-AMERICAN DEVELOPMENT E	9/23/2024	0.50	50,000,000	49,595,500	49,827,301	47,120,250	
Supranationals	4581X0CM8	INTER-AMERICAN DEVELOPMENT E	1/15/2025	2.13	100,000,000	105,676,000	102,353,871	95,501,700	
Supranationals	459058JB0	INTERNATIONAL BANK FOR RECON	4/22/2025	0.63	40,000,000	40,086,000	40,041,524	36,997,160	
Supranationals	4581X0DN5	INTER-AMERICAN DEVELOPMENT E	7/15/2025	0.63	28,900,000	28,519,098	28,690,109	26,536,038	
Supranationals	45950VRU2	INTERNATIONAL FINANCE CORP	1/26/2026	4.02	100,000,000	100,000,000	100,000,000	98,040,900	
Supranationals	45818WDG8	INTER-AMERICAN DEVELOPMENT E	2/27/2026	0.82	19,500,000	19,556,907	19,533,585	17,550,761	
Supranationals	45906M4C2	INTERNATIONAL BANK FOR RECON	6/15/2026	5.75	32,000,000	32,000,000	32,000,000	31,745,600	
Subtotals				2.38	\$ 636,156,000	\$ 643,166,207	\$ 638,725,443	\$ 611,206,675	
Grand Totals				2.69	\$ 16,558,064,071	\$ 16,536,301,817	\$ 16,540,306,162	\$ 16,026,273,845	

Monthly Investment Earnings

Pooled Fund

For month ended June 30, 2023

Type of Investment	CUSIP	Issuer Name	Par Value	Coupon	YTM ¹	Settle Date	Maturity		Earned Interest	Amort.	Realized	Earned Income
							Date	Expense		Gain/(Loss)	/Net Earnings	
U.S. Treasuries	912828ZU7	United States Department of The Treasury	-	0.25	0.25	6/24/21	6/15/23	4,808	38	-	4,846	
U.S. Treasuries	912828ZU7	United States Department of The Treasury	-	0.25	0.25	4/8/21	6/15/23	4,808	(1,268)	-	3,540	
U.S. Treasuries	912828ZU7	United States Department of The Treasury	-	0.25	0.25	3/12/21	6/15/23	4,808	(1,127)	-	3,681	
U.S. Treasuries	912828S35	United States Department of The Treasury	-	1.38	1.38	6/24/21	6/30/23	55,076	(44,866)	-	10,210	
U.S. Treasuries	912828S35	United States Department of The Treasury	-	1.38	1.38	1/9/20	6/30/23	55,076	9,023	-	64,099	
U.S. Treasuries	91282CCK5	United States Department of The Treasury	-	0.13	0.13	6/30/21	6/30/23	5,007	5,354	-	10,361	
U.S. Treasuries	912828S92	United States Department of The Treasury	50,000,000	1.25	0.20	4/1/21	7/31/23	51,796	(42,964)	-	8,831	
U.S. Treasuries	912828S92	United States Department of The Treasury	50,000,000	1.25	0.20	4/1/21	7/31/23	51,796	(43,033)	-	8,763	
U.S. Treasuries	91282CAK7	United States Department of The Treasury	50,000,000	0.13	0.23	8/10/21	9/15/23	5,095	4,437	-	9,532	
U.S. Treasuries	912797HC4	United States Department of The Treasury	50,000,000	0.00	5.40	6/27/23	10/24/23	-	29,000	-	29,000	
U.S. Treasuries	912828WE6	United States Department of The Treasury	50,000,000	2.75	1.73	12/17/19	11/15/23	112,092	(41,167)	-	70,925	
U.S. Treasuries	91282CBA8	United States Department of The Treasury	50,000,000	0.13	0.30	3/19/21	12/15/23	5,136	6,966	-	12,102	
U.S. Treasuries	91282CBA8	United States Department of The Treasury	50,000,000	0.13	0.72	12/9/21	12/15/23	5,136	24,361	-	29,497	
U.S. Treasuries	91282CBA8	United States Department of The Treasury	50,000,000	0.13	0.69	12/15/21	12/15/23	5,136	22,876	-	28,012	
U.S. Treasuries	9128285Z9	United States Department of The Treasury	50,000,000	2.50	0.33	10/4/21	1/31/24	103,591	(88,753)	-	14,838	
U.S. Treasuries	91282CDV0	United States Department of The Treasury	50,000,000	0.88	2.46	4/11/22	1/31/24	36,257	63,388	-	99,645	
U.S. Treasuries	91282CDV0	United States Department of The Treasury	50,000,000	0.88	1.52	2/23/22	1/31/24	36,257	25,857	-	62,114	
U.S. Treasuries	912828B66	United States Department of The Treasury	50,000,000	2.75	2.47	4/11/22	2/15/24	113,950	(11,111)	-	102,839	
U.S. Treasuries	91282CBR1	United States Department of The Treasury	50,000,000	0.25	1.55	3/8/22	3/15/24	10,190	52,480	-	62,671	
U.S. Treasuries	91282CCC3	United States Department of The Treasury	50,000,000	0.25	0.45	7/2/21	5/15/24	10,190	8,051	-	18,241	
U.S. Treasuries	912828XT2	United States Department of The Treasury	50,000,000	2.00	0.43	7/6/21	5/31/24	81,967	(64,066)	-	17,901	
U.S. Treasuries	91282CCL3	United States Department of The Treasury	50,000,000	0.38	0.38	8/6/21	7/15/24	15,539	55	-	15,593	
U.S. Treasuries	91282CCL3	United States Department of The Treasury	50,000,000	0.38	2.60	4/12/22	7/15/24	15,539	88,281	-	103,820	
U.S. Treasuries	91282CCL3	United States Department of The Treasury	50,000,000	0.38	0.40	8/9/21	7/15/24	15,539	1,094	-	16,633	
U.S. Treasuries	912828Y87	United States Department of The Treasury	50,000,000	1.75	0.42	3/30/21	7/31/24	72,514	(54,412)	-	18,102	
U.S. Treasuries	91282CCT6	United States Department of The Treasury	50,000,000	0.38	0.44	8/25/21	8/15/24	15,539	2,806	-	18,344	
U.S. Treasuries	912828YM6	United States Department of The Treasury	50,000,000	1.50	0.51	4/15/21	10/31/24	61,141	(40,450)	-	20,691	
U.S. Treasuries	912828G38	United States Department of The Treasury	50,000,000	2.25	0.52	3/9/21	11/15/24	91,712	(70,382)	-	21,330	
U.S. Treasuries	912828G38	United States Department of The Treasury	50,000,000	2.25	0.48	3/12/21	11/15/24	91,712	(72,065)	-	19,647	
U.S. Treasuries	912828YY0	United States Department of The Treasury	50,000,000	1.75	0.57	3/15/21	12/31/24	72,474	(48,159)	-	24,315	
U.S. Treasuries	912828Z52	United States Department of The Treasury	50,000,000	1.38	0.58	3/30/21	1/31/25	56,975	(32,408)	-	24,567	
U.S. Treasuries	912828Z52	United States Department of The Treasury	50,000,000	1.38	0.57	4/15/21	1/31/25	56,975	(32,613)	-	24,362	
U.S. Treasuries	912828ZC7	United States Department of The Treasury	50,000,000	1.13	0.61	3/31/21	2/28/25	45,856	(20,938)	-	24,918	
U.S. Treasuries	912828ZC7	United States Department of The Treasury	50,000,000	1.13	0.61	3/15/21	2/28/25	45,856	(20,990)	-	24,866	
U.S. Treasuries	912828ZF0	United States Department of The Treasury	50,000,000	0.50	0.61	4/15/21	3/31/25	20,492	4,579	-	25,071	
U.S. Treasuries	912828ZF0	United States Department of The Treasury	50,000,000	0.50	0.58	4/19/21	3/31/25	20,492	3,332	-	23,824	
U.S. Treasuries	912828ZL7	United States Department of The Treasury	50,000,000	0.38	0.57	5/18/21	4/30/25	15,285	7,999	-	23,285	
U.S. Treasuries	912828XB1	United States Department of The Treasury	50,000,000	2.13	0.57	9/2/21	5/15/25	86,617	(63,278)	-	23,339	
U.S. Treasuries	912828ZW3	United States Department of The Treasury	50,000,000	0.25	0.51	8/5/21	6/30/25	10,353	10,526	-	20,880	
U.S. Treasuries	912828ZW3	United States Department of The Treasury	50,000,000	0.25	0.65	3/8/21	6/30/25	10,353	16,369	-	26,723	
U.S. Treasuries	912828ZW3	United States Department of The Treasury	50,000,000	0.25	0.62	5/18/21	6/30/25	10,353	14,882	-	25,236	
U.S. Treasuries	912828ZW3	United States Department of The Treasury	50,000,000	0.25	1.04	12/7/21	6/30/25	10,353	31,616	-	41,970	
U.S. Treasuries	912828ZW3	United States Department of The Treasury	50,000,000	0.25	0.65	5/13/21	6/30/25	10,353	16,231	-	26,584	
U.S. Treasuries	912828ZW3	United States Department of The Treasury	50,000,000	0.25	0.56	8/6/21	6/30/25	10,353	12,509	-	22,862	
U.S. Treasuries	912828ZW3	United States Department of The Treasury	50,000,000	0.25	0.60	7/12/21	6/30/25	10,353	14,274	-	24,628	
U.S. Treasuries	912828ZW3	United States Department of The Treasury	50,000,000	0.25	0.60	5/12/21	6/30/25	10,353	14,280	-	24,633	
U.S. Treasuries	912828ZW3	United States Department of The Treasury	50,000,000	0.25	0.70	3/9/21	6/30/25	10,353	18,241	-	28,594	
U.S. Treasuries	91282CAB7	United States Department of The Treasury	50,000,000	0.25	0.52	8/5/21	7/31/25	10,359	11,147	-	21,506	
U.S. Treasuries	91282CAB7	United States Department of The Treasury	50,000,000	0.25	0.57	8/6/21	7/31/25	10,359	13,128	-	23,487	
U.S. Treasuries	91282CFK2	United States Department of The Treasury	50,000,000	3.50	4.25	10/7/22	9/15/25	142,663	28,806	-	171,469	
U.S. Treasuries	91282CAM3	United States Department of The Treasury	50,000,000	0.25	0.60	7/26/21	9/30/25	10,246	14,121	-	24,367	
U.S. Treasuries	91282CAM3	United States Department of The Treasury	50,000,000	0.25	0.66	5/12/21	9/30/25	10,246	16,678	-	26,924	
U.S. Treasuries	91282CAT8	United States Department of The Treasury	50,000,000	0.25	0.66	3/4/21	10/31/25	10,190	16,766	-	26,956	

Monthly Investment Earnings

Pooled Fund

Type of Investment	CUSIP	Issuer Name	Par Value	Coupon	YTM ¹	Settle Date	Maturity		Earned Interest	Amort.	Realized	Earned Income
							Date	Expense		Gain/(Loss)	Net Earnings	
U.S. Treasuries	91282CAT8	United States Department of The Treasury	50,000,000	0.25	0.55	2/25/21	10/31/25	10,190	12,308	-	-	22,499
U.S. Treasuries	91282CAT8	United States Department of The Treasury	50,000,000	0.25	0.65	3/2/21	10/31/25	10,190	16,230	-	-	26,420
U.S. Treasuries	91282CBC4	United States Department of The Treasury	50,000,000	0.38	0.68	2/26/21	12/31/25	15,530	12,355	-	-	27,885
U.S. Treasuries	91282CBC4	United States Department of The Treasury	50,000,000	0.38	0.60	2/25/21	12/31/25	15,530	9,236	-	-	24,766
U.S. Treasuries	91282CBW0	United States Department of The Treasury	50,000,000	0.75	0.89	6/28/21	4/30/26	30,571	5,737	-	-	36,307
U.S. Treasuries	91282CBW0	United States Department of The Treasury	50,000,000	0.75	0.86	7/2/21	4/30/26	30,571	4,586	-	-	35,157
U.S. Treasuries	912828R36	United States Department of The Treasury	50,000,000	1.63	0.81	8/27/21	5/15/26	66,236	(32,938)	-	-	33,299
U.S. Treasuries	912828R36	United States Department of The Treasury	50,000,000	1.63	0.69	7/23/21	5/15/26	66,236	(37,617)	-	-	28,619
U.S. Treasuries	91282CCJ8	United States Department of The Treasury	50,000,000	0.88	0.90	7/2/21	6/30/26	36,237	1,124	-	-	37,362
U.S. Treasuries	91282CCJ8	United States Department of The Treasury	50,000,000	0.88	0.77	8/10/21	6/30/26	36,237	(4,038)	-	-	32,200
U.S. Treasuries	91282CCJ8	United States Department of The Treasury	50,000,000	0.88	0.85	7/14/21	6/30/26	36,237	(1,164)	-	-	35,073
U.S. Treasuries	91282CCJ8	United States Department of The Treasury	50,000,000	0.88	0.71	8/6/21	6/30/26	36,237	(6,812)	-	-	29,425
U.S. Treasuries	91282CCJ8	United States Department of The Treasury	50,000,000	0.88	1.05	10/14/21	6/30/26	36,237	7,086	-	-	43,323
U.S. Treasuries	91282CCJ8	United States Department of The Treasury	50,000,000	0.88	0.73	7/22/21	6/30/26	36,237	(5,749)	-	-	30,488
U.S. Treasuries	91282CCJ8	United States Department of The Treasury	50,000,000	0.88	0.74	7/22/21	6/30/26	36,237	(5,457)	-	-	30,781
U.S. Treasuries	91282CCJ8	United States Department of The Treasury	50,000,000	0.88	1.32	1/4/22	6/30/26	36,237	17,814	-	-	54,051
U.S. Treasuries	91282CCJ8	United States Department of The Treasury	50,000,000	0.88	0.90	9/24/21	6/30/26	36,237	1,078	-	-	37,315
U.S. Treasuries	91282CCW9	United States Department of The Treasury	50,000,000	0.75	0.98	9/28/21	8/31/26	30,571	9,190	-	-	39,761
U.S. Treasuries	91282CCZ2	United States Department of The Treasury	50,000,000	0.88	1.01	10/8/21	9/30/26	35,861	5,415	-	-	41,275
U.S. Treasuries	91282CCZ2	United States Department of The Treasury	50,000,000	0.88	1.16	10/19/21	9/30/26	35,861	11,317	-	-	47,177
U.S. Treasuries	91282CCZ2	United States Department of The Treasury	50,000,000	0.88	1.00	10/8/21	9/30/26	35,861	5,125	-	-	40,985
U.S. Treasuries	91282CDK4	United States Department of The Treasury	50,000,000	1.25	1.22	12/3/21	11/30/26	51,230	(1,189)	-	-	50,040
U.S. Treasuries	91282CDK4	United States Department of The Treasury	50,000,000	1.25	2.59	3/29/22	11/30/26	51,230	51,351	-	-	102,581
U.S. Treasuries	91282CDK4	United States Department of The Treasury	50,000,000	1.25	1.20	12/7/21	11/30/26	51,230	(1,933)	-	-	49,297
U.S. Treasuries	91282CDQ1	United States Department of The Treasury	50,000,000	1.25	2.55	3/29/22	12/31/26	51,767	49,929	-	-	101,697
U.S. Treasuries	91282CEF4	United States Department of The Treasury	25,000,000	2.50	2.71	4/6/22	3/31/27	51,230	3,992	-	-	55,222
Subtotals			\$ 3,625,000,000					\$ 2,811,700	\$ (57,525)	\$ -	\$ -	\$ 2,754,175
Federal Agencies	3130AMRY0	Federal Home Loan Banks	\$ -	0.13	0.13	6/4/21	6/2/23	\$ 52	\$ 19	\$ -	\$ -	\$ 71
Federal Agencies	313384GJ2	Federal Home Loan Banks	-	5.26	5.26	4/11/23	6/2/23	-	9,833	-	-	9,833
Federal Agencies	3133EMF31	Federal Farm Credit Banks Funding Corpor:	-	0.13	0.13	6/2/21	6/2/23	347	85	-	-	432
Federal Agencies	313384GP8	Federal Home Loan Banks	-	0.00	0.00	4/12/23	6/7/23	-	39,458	-	-	39,458
Federal Agencies	3133EMH96	Federal Farm Credit Banks Funding Corpor:	-	0.13	0.13	6/28/21	6/14/23	2,257	2,454	-	-	4,711
Federal Agencies	313384GY9	Federal Home Loan Banks	-	0.00	0.00	4/11/23	6/16/23	-	107,708	-	-	107,708
Federal Agencies	313384HD4	Federal Home Loan Banks	-	0.00	0.00	4/12/23	6/21/23	-	131,250	-	-	131,250
Federal Agencies	313384HD4	Federal Home Loan Banks	-	0.00	0.00	4/11/23	6/21/23	-	131,250	-	-	131,250
Federal Agencies	3130AUNE0	Federal Home Loan Banks	-	4.78	4.78	1/26/23	6/26/23	96,264	-	-	-	96,264
Federal Agencies	3133EM3S9	Federal Farm Credit Banks Funding Corpor:	-	0.20	0.20	12/14/21	6/26/23	6,676	10,770	-	-	17,446
Federal Agencies	3133EM3S9	Federal Farm Credit Banks Funding Corpor:	-	0.20	0.20	8/26/21	6/26/23	6,944	751	-	-	7,696
Federal Agencies	313312HL7	Federal Farm Credit Banks Funding Corpor:	-	0.00	0.00	4/11/23	6/28/23	-	60,945	-	-	60,945
Federal Agencies	313384HT9	Federal Home Loan Banks	50,000,000	0.00	4.90	4/24/23	7/5/23	-	200,625	-	-	200,625
Federal Agencies	313384HV4	Federal Home Loan Banks	25,000,000	0.00	4.98	5/2/23	7/7/23	-	102,083	-	-	102,083
Federal Agencies	313384JC4	Federal Home Loan Banks	50,000,000	0.00	4.89	4/10/23	7/14/23	-	200,000	-	-	200,000
Federal Agencies	3133EMS37	Federal Farm Credit Banks Funding Corpor:	50,000,000	0.13	0.20	7/14/21	7/14/23	5,208	2,968	-	-	8,176
Federal Agencies	3133EMS37	Federal Farm Credit Banks Funding Corpor:	50,000,000	0.13	0.22	7/14/21	7/14/23	5,208	3,812	-	-	9,020
Federal Agencies	313384JK6	Federal Home Loan Banks	15,000,000	0.00	5.24	5/26/23	7/21/23	-	64,375	-	-	64,375
Federal Agencies	313384JK6	Federal Home Loan Banks	40,000,000	0.00	5.04	5/2/23	7/21/23	-	165,000	-	-	165,000
Federal Agencies	3133ENEY2	Federal Farm Credit Banks Funding Corpor:	50,000,000	0.45	0.45	11/24/21	7/24/23	18,750	173	-	-	18,923
Federal Agencies	313384JQ3	Federal Home Loan Banks	25,000,000	0.00	5.04	5/2/23	7/26/23	-	103,125	-	-	103,125
Federal Agencies	313384JS9	Federal Home Loan Banks	50,000,000	0.00	4.89	4/10/23	7/28/23	-	200,000	-	-	200,000
Federal Agencies	313384KF5	Federal Home Loan Banks	75,000,000	0.00	4.92	4/10/23	8/10/23	-	301,250	-	-	301,250
Federal Agencies	3133EM2E1	Federal Farm Credit Banks Funding Corpor:	50,000,000	0.16	0.19	8/10/21	8/10/23	6,667	1,233	-	-	7,900
Federal Agencies	313384KP3	Federal Home Loan Banks	15,000,000	0.00	5.11	5/17/23	8/18/23	-	62,625	-	-	62,625
Federal Agencies	313384KU2	Federal Home Loan Banks	10,000,000	0.00	5.30	5/26/23	8/23/23	-	43,333	-	-	43,333

Monthly Investment Earnings

Pooled Fund

Type of Investment	CUSIP	Issuer Name	Par Value	Coupon	YTM ¹	Settle Date	Maturity		Earned Interest	Amort.	Realized	Earned Income
							Date	Date		Expense	Gain/(Loss)	/Net Earnings
Federal Agencies	3137EAEV7	Federal Home Loan Mortgage Corporation	40,776,000	0.25	0.58	12/6/21	8/24/23	8,495	11,178	-	-	19,673
Federal Agencies	313384LJ6	Federal Home Loan Banks	50,000,000	0.00	4.77	11/7/22	9/6/23	-	192,500	-	-	192,500
Federal Agencies	3130AJXD6	Federal Home Loan Banks	20,975,000	0.13	0.59	12/14/21	9/8/23	2,185	7,992	-	-	10,177
Federal Agencies	313383YJ4	Federal Home Loan Banks	25,000,000	3.38	3.11	7/27/22	9/8/23	70,313	(5,276)	-	-	65,037
Federal Agencies	313383YJ4	Federal Home Loan Banks	25,000,000	3.38	3.12	7/27/22	9/8/23	70,313	(5,147)	-	-	65,165
Federal Agencies	313383YJ4	Federal Home Loan Banks	40,000,000	3.38	3.14	7/28/22	9/8/23	112,500	(7,518)	-	-	104,982
Federal Agencies	3135G0U43	Federal National Mortgage Association	29,648,000	2.88	0.66	12/9/21	9/12/23	71,032	(53,519)	-	-	17,513
Federal Agencies	313384LR8	Federal Home Loan Banks	25,000,000	0.00	5.31	5/26/23	9/13/23	-	108,333	-	-	108,333
Federal Agencies	313384LY3	Federal Home Loan Banks	50,000,000	0.00	4.99	4/21/23	9/20/23	-	203,333	-	-	203,333
Federal Agencies	313384MD8	Federal Home Loan Banks	25,000,000	0.00	5.02	4/24/23	9/25/23	-	102,188	-	-	102,188
Federal Agencies	313384MD8	Federal Home Loan Banks	25,000,000	0.00	5.02	4/24/23	9/25/23	-	102,188	-	-	102,188
Federal Agencies	3133EM6N7	Federal Farm Credit Banks Funding Corpor:	50,000,000	0.17	0.22	9/27/21	9/27/23	7,083	2,055	-	-	9,138
Federal Agencies	313384MH9	Federal Home Loan Banks	25,000,000	0.00	5.02	4/20/23	9/29/23	-	102,083	-	-	102,083
Federal Agencies	313384MH9	Federal Home Loan Banks	25,000,000	0.00	5.02	4/20/23	9/29/23	-	102,083	-	-	102,083
Federal Agencies	313384MQ9	Federal Home Loan Banks	30,000,000	0.00	5.02	4/24/23	10/6/23	-	122,500	-	-	122,500
Federal Agencies	313384MQ9	Federal Home Loan Banks	36,000,000	0.00	5.02	4/24/23	10/6/23	-	147,000	-	-	147,000
Federal Agencies	313384MV8	Federal Home Loan Banks	25,000,000	0.00	5.04	5/5/23	10/11/23	-	102,500	-	-	102,500
Federal Agencies	313384MV8	Federal Home Loan Banks	25,000,000	0.00	5.04	5/5/23	10/11/23	-	102,500	-	-	102,500
Federal Agencies	313384MV8	Federal Home Loan Banks	40,000,000	0.00	4.92	4/12/23	10/11/23	-	160,000	-	-	160,000
Federal Agencies	313384MV8	Federal Home Loan Banks	60,000,000	0.00	4.92	4/12/23	10/11/23	-	240,000	-	-	240,000
Federal Agencies	313384NE5	Federal Home Loan Banks	35,000,000	0.00	5.02	4/21/23	10/20/23	-	142,917	-	-	142,917
Federal Agencies	313384NE5	Federal Home Loan Banks	40,613,000	0.00	5.37	6/6/23	10/20/23	-	148,068	-	-	148,068
Federal Agencies	313384NE5	Federal Home Loan Banks	54,113,000	0.00	5.02	4/21/23	10/20/23	-	220,961	-	-	220,961
Federal Agencies	313384NK1	Federal Home Loan Banks	43,944,000	0.00	5.25	6/21/23	10/25/23	-	62,681	-	-	62,681
Federal Agencies	313384NX3	Federal Home Loan Banks	50,000,000	0.00	5.25	6/20/23	11/6/23	-	78,451	-	-	78,451
Federal Agencies	3133ENGF1	Federal Farm Credit Banks Funding Corpor:	25,000,000	0.50	0.57	12/3/21	12/1/23	10,417	1,494	-	-	11,910
Federal Agencies	3133ENGF1	Federal Farm Credit Banks Funding Corpor:	25,000,000	0.50	0.57	12/3/21	12/1/23	10,417	1,494	-	-	11,910
Federal Agencies	3133ENGF1	Federal Farm Credit Banks Funding Corpor:	75,000,000	0.50	0.57	12/3/21	12/1/23	31,250	4,481	-	-	35,731
Federal Agencies	3130A3VC5	Federal Home Loan Banks	10,000,000	2.25	0.73	12/10/21	12/8/23	18,750	(12,404)	-	-	6,346
Federal Agencies	3130A3VC5	Federal Home Loan Banks	30,000,000	2.25	0.73	12/10/21	12/8/23	56,250	(37,212)	-	-	19,038
Federal Agencies	3133ENHR4	Federal Farm Credit Banks Funding Corpor:	25,000,000	0.68	0.70	12/20/21	12/20/23	14,167	493	-	-	14,660
Federal Agencies	3133ENHR4	Federal Farm Credit Banks Funding Corpor:	25,000,000	0.68	0.70	12/20/21	12/20/23	14,167	510	-	-	14,676
Federal Agencies	3133ENHR4	Federal Farm Credit Banks Funding Corpor:	62,000,000	0.68	0.70	12/20/21	12/20/23	35,133	1,213	-	-	36,346
Federal Agencies	3130AU4V3	Federal Home Loan Banks	11,000,000	4.80	4.81	12/8/22	1/8/24	44,000	83	-	-	44,083
Federal Agencies	3130AU4V3	Federal Home Loan Banks	25,000,000	4.80	4.85	12/8/22	1/8/24	100,000	947	-	-	100,947
Federal Agencies	3133ENLF5	Federal Farm Credit Banks Funding Corpor:	11,856,000	0.90	1.44	3/3/22	1/18/24	8,892	5,125	-	-	14,017
Federal Agencies	3133ENLF5	Federal Farm Credit Banks Funding Corpor:	50,000,000	0.90	1.21	2/1/22	1/18/24	37,500	12,528	-	-	50,028
Federal Agencies	313384ST7	Federal Home Loan Banks	10,650,000	0.00	4.96	4/21/23	2/6/24	-	42,600	-	-	42,600
Federal Agencies	3130AFW94	Federal Home Loan Banks	39,010,000	2.50	0.62	11/12/21	2/13/24	81,271	(59,738)	-	-	21,533
Federal Agencies	3133ELNE0	Federal Farm Credit Banks Funding Corpor:	20,495,000	1.43	0.85	3/18/20	2/14/24	24,423	(9,572)	-	-	14,852
Federal Agencies	3130AUYG3	Federal Home Loan Banks	25,000,000	5.10	5.11	2/16/23	2/16/24	106,250	288	-	-	106,538
Federal Agencies	3133EMRZ7	Federal Farm Credit Banks Funding Corpor:	5,000,000	0.25	0.26	2/26/21	2/26/24	1,042	49	-	-	1,091
Federal Agencies	3133EMRZ7	Federal Farm Credit Banks Funding Corpor:	5,000,000	0.25	0.26	2/26/21	2/26/24	1,042	49	-	-	1,091
Federal Agencies	3133EMRZ7	Federal Farm Credit Banks Funding Corpor:	100,000,000	0.25	0.26	2/26/21	2/26/24	20,833	986	-	-	21,820
Federal Agencies	3130ARHG9	Federal Home Loan Banks	11,000,000	2.13	2.18	3/25/22	2/28/24	19,479	534	-	-	20,013
Federal Agencies	3130ARHG9	Federal Home Loan Banks	25,000,000	2.13	2.18	3/25/22	2/28/24	44,271	1,213	-	-	45,484
Federal Agencies	3130ATUQ8	Federal Home Loan Banks	10,000,000	4.75	4.65	11/15/22	3/8/24	39,583	(833)	-	-	38,750
Federal Agencies	3130ATUQ8	Federal Home Loan Banks	20,000,000	4.75	4.75	11/18/22	3/8/24	79,167	(50)	-	-	79,116
Federal Agencies	3130ATUQ8	Federal Home Loan Banks	25,000,000	4.75	4.81	12/8/22	3/8/24	98,958	1,184	-	-	100,143
Federal Agencies	3130ATUQ8	Federal Home Loan Banks	30,000,000	4.75	4.81	12/8/22	3/8/24	118,750	1,421	-	-	120,171
Federal Agencies	3130ATUQ8	Federal Home Loan Banks	30,000,000	4.75	4.75	11/18/22	3/8/24	118,750	(113)	-	-	118,637
Federal Agencies	3133EMTW2	Federal Farm Credit Banks Funding Corpor:	50,000,000	0.30	0.34	3/18/21	3/18/24	12,500	1,657	-	-	14,157
Federal Agencies	3133EMTW2	Federal Farm Credit Banks Funding Corpor:	50,000,000	0.30	0.34	3/18/21	3/18/24	12,500	1,656	-	-	14,156
Federal Agencies	3133EMWV0	Federal Farm Credit Banks Funding Corpor:	16,545,000	0.35	0.34	5/4/21	4/22/24	4,826	(128)	-	-	4,697

Monthly Investment Earnings

Pooled Fund

Type of Investment	CUSIP	Issuer Name	Par Value	Coupon	YTM ¹	Settle Date	Maturity		Earned Interest	Amort.	Realized	Earned Income
							Date	Date		Expense	Gain/(Loss)	/Net Earnings
Federal Agencies	3133EMWV0	Federal Farm Credit Banks Funding Corpor:	29,424,000	0.35	0.34	5/4/21	4/22/24	8,582	(228)	-	8,354	
Federal Agencies	3133EMWV0	Federal Farm Credit Banks Funding Corpor:	39,000,000	0.35	0.34	5/4/21	4/22/24	11,375	(302)	-	11,073	
Federal Agencies	3133ENWP1	Federal Farm Credit Banks Funding Corpor:	45,000,000	2.63	2.69	5/16/22	5/16/24	98,438	2,493	-	100,931	
Federal Agencies	3133ENWP1	Federal Farm Credit Banks Funding Corpor:	50,000,000	2.63	2.69	5/16/22	5/16/24	109,375	2,770	-	112,145	
Federal Agencies	3133ENYH7	Federal Farm Credit Banks Funding Corpor:	100,000,000	2.63	2.69	6/10/22	6/10/24	218,750	5,294	-	224,044	
Federal Agencies	3130A1XJ2	Federal Home Loan Banks	15,955,000	2.88	2.71	5/18/22	6/14/24	38,226	(2,115)	-	36,110	
Federal Agencies	3130A1XJ2	Federal Home Loan Banks	17,980,000	2.88	2.70	5/18/22	6/14/24	43,077	(2,526)	-	40,551	
Federal Agencies	3130A1XJ2	Federal Home Loan Banks	25,500,000	2.88	2.77	5/12/22	6/14/24	61,094	(2,063)	-	59,031	
Federal Agencies	3130A1XJ2	Federal Home Loan Banks	50,000,000	2.88	2.67	5/16/22	6/14/24	119,792	(8,053)	-	111,739	
Federal Agencies	3130ASHK8	Federal Home Loan Banks	28,000,000	3.13	3.31	7/22/22	6/14/24	72,917	4,133	-	77,050	
Federal Agencies	3130ASHK8	Federal Home Loan Banks	28,210,000	3.13	3.31	7/22/22	6/14/24	73,464	4,115	-	77,579	
Federal Agencies	3133ENYX2	Federal Farm Credit Banks Funding Corpor:	25,000,000	3.25	3.31	6/17/22	6/17/24	67,708	1,200	-	68,909	
Federal Agencies	3133ENYX2	Federal Farm Credit Banks Funding Corpor:	25,000,000	3.25	3.31	6/17/22	6/17/24	67,708	1,211	-	68,919	
Federal Agencies	3133ENYX2	Federal Farm Credit Banks Funding Corpor:	50,000,000	3.25	3.28	6/17/22	6/17/24	135,417	1,231	-	136,648	
Federal Agencies	3133ENZS2	Federal Farm Credit Banks Funding Corpor:	25,000,000	3.10	3.13	6/28/22	6/28/24	64,583	554	-	65,137	
Federal Agencies	3133ENZS2	Federal Farm Credit Banks Funding Corpor:	25,000,000	3.10	3.13	6/28/22	6/28/24	64,583	513	-	65,096	
Federal Agencies	3133ENZS2	Federal Farm Credit Banks Funding Corpor:	50,000,000	3.10	3.13	6/28/22	6/28/24	129,167	1,108	-	130,275	
Federal Agencies	3130ASME6	Federal Home Loan Banks	10,000,000	3.00	3.10	7/8/22	7/8/24	25,000	796	-	25,796	
Federal Agencies	3130ASME6	Federal Home Loan Banks	15,000,000	3.00	3.10	7/8/22	7/8/24	37,500	1,194	-	38,694	
Federal Agencies	3130ASME6	Federal Home Loan Banks	17,500,000	3.00	3.10	7/8/22	7/8/24	43,750	1,393	-	45,143	
Federal Agencies	3130AWFH8	Federal Home Loan Banks	50,000,000	5.51	5.51	6/13/23	7/12/24	137,750	-	-	137,750	
Federal Agencies	3133EMV25	Federal Farm Credit Banks Funding Corpor:	50,000,000	0.45	0.39	8/6/21	7/23/24	18,750	(2,551)	-	16,199	
Federal Agencies	3133EPBF1	Federal Farm Credit Banks Funding Corpor:	10,000,000	4.88	4.91	2/21/23	8/21/24	40,625	236	-	40,861	
Federal Agencies	3133EPBF1	Federal Farm Credit Banks Funding Corpor:	20,000,000	4.88	4.90	2/21/23	8/21/24	81,250	439	-	81,689	
Federal Agencies	3133EPBF1	Federal Farm Credit Banks Funding Corpor:	25,000,000	4.88	4.90	2/21/23	8/21/24	101,563	548	-	102,111	
Federal Agencies	3133ENJ84	Federal Farm Credit Banks Funding Corpor:	50,000,000	3.38	3.46	8/26/22	8/26/24	140,625	3,427	-	144,052	
Federal Agencies	3130ATVD6	Federal Home Loan Banks	50,000,000	4.88	4.81	11/10/22	9/13/24	203,125	(2,764)	-	200,361	
Federal Agencies	3133EM5X6	Federal Farm Credit Banks Funding Corpor:	25,000,000	0.43	0.46	9/23/21	9/23/24	8,958	691	-	9,649	
Federal Agencies	3133EM5X6	Federal Farm Credit Banks Funding Corpor:	50,000,000	0.43	0.46	9/23/21	9/23/24	17,917	1,382	-	19,299	
Federal Agencies	3133EM5X6	Federal Farm Credit Banks Funding Corpor:	50,000,000	0.43	0.46	9/23/21	9/23/24	17,917	1,382	-	19,299	
Federal Agencies	3133ENP79	Federal Farm Credit Banks Funding Corpor:	50,000,000	4.25	4.25	9/26/22	9/26/24	177,083	164	-	177,247	
Federal Agencies	3130ATT31	Federal Home Loan Banks	50,000,000	4.50	4.65	11/1/22	10/3/24	187,500	5,962	-	193,462	
Federal Agencies	3135GAFY2	Federal National Mortgage Association	25,000,000	5.32	5.32	4/3/23	10/3/24	110,833	-	-	110,833	
Federal Agencies	3135GAFY2	Federal National Mortgage Association	25,000,000	5.32	5.32	4/3/23	10/3/24	110,833	-	-	110,833	
Federal Agencies	3135GAFY2	Federal National Mortgage Association	50,000,000	5.32	5.32	4/3/23	10/3/24	221,667	-	-	221,667	
Federal Agencies	3133EPHD0	Federal Farm Credit Banks Funding Corpor:	20,000,000	4.50	4.61	4/28/23	10/28/24	75,000	1,727	-	76,727	
Federal Agencies	3133EPHD0	Federal Farm Credit Banks Funding Corpor:	25,000,000	4.50	4.61	4/28/23	10/28/24	93,750	2,240	-	95,990	
Federal Agencies	3133ENEJ5	Federal Farm Credit Banks Funding Corpor:	10,000,000	0.88	0.91	11/18/21	11/18/24	7,292	315	-	7,606	
Federal Agencies	3133ENEJ5	Federal Farm Credit Banks Funding Corpor:	10,000,000	0.88	0.91	11/18/21	11/18/24	7,292	315	-	7,606	
Federal Agencies	3133ENEJ5	Federal Farm Credit Banks Funding Corpor:	50,000,000	0.88	0.91	11/18/21	11/18/24	36,458	1,574	-	38,032	
Federal Agencies	3133ENZ94	Federal Farm Credit Banks Funding Corpor:	25,000,000	4.50	4.56	11/18/22	11/18/24	93,750	1,088	-	94,838	
Federal Agencies	3133ELCP7	Federal Farm Credit Banks Funding Corpor:	25,000,000	1.63	1.66	12/3/19	12/3/24	33,854	657	-	34,511	
Federal Agencies	3133ENGQ7	Federal Farm Credit Banks Funding Corpor:	50,000,000	0.92	0.95	12/9/21	12/9/24	38,333	1,013	-	39,346	
Federal Agencies	3133ENGQ7	Federal Farm Credit Banks Funding Corpor:	50,000,000	0.92	0.93	12/9/21	12/9/24	38,333	411	-	38,744	
Federal Agencies	3133EN4N7	Federal Farm Credit Banks Funding Corpor:	10,000,000	4.25	4.34	12/20/22	12/20/24	35,417	702	-	36,118	
Federal Agencies	3133EN4N7	Federal Farm Credit Banks Funding Corpor:	25,000,000	4.25	4.35	12/20/22	12/20/24	88,542	1,867	-	90,409	
Federal Agencies	3133EN4N7	Federal Farm Credit Banks Funding Corpor:	25,000,000	4.25	4.35	12/20/22	12/20/24	88,542	1,867	-	90,409	
Federal Agencies	3135GAG39	Federal National Mortgage Association	25,000,000	5.38	5.38	3/30/23	12/30/24	111,979	-	-	111,979	
Federal Agencies	3135GAG39	Federal National Mortgage Association	25,000,000	5.38	5.38	3/30/23	12/30/24	111,979	-	-	111,979	
Federal Agencies	3135GAG39	Federal National Mortgage Association	25,000,000	5.38	5.38	3/30/23	12/30/24	111,979	-	-	111,979	
Federal Agencies	3135GAG39	Federal National Mortgage Association	25,000,000	5.38	5.38	3/30/23	12/30/24	111,979	-	-	111,979	
Federal Agencies	3133ENKS8	Federal Farm Credit Banks Funding Corpor:	20,000,000	1.13	1.20	1/11/22	1/6/25	18,750	1,237	-	19,987	
Federal Agencies	3133ENKS8	Federal Farm Credit Banks Funding Corpor:	25,000,000	1.13	1.20	1/11/22	1/6/25	23,438	1,547	-	24,984	
Federal Agencies	3133ENKS8	Federal Farm Credit Banks Funding Corpor:	25,000,000	1.13	1.20	1/11/22	1/6/25	23,438	1,547	-	24,984	

Monthly Investment Earnings

Pooled Fund

Type of Investment	CUSIP	Issuer Name	Par Value	Coupon	YTM ¹	Settle Date	Maturity		Earned Interest	Amort.	Realized	Earned Income
							Date	Expense		Gain/(Loss)	/Net Earnings	
Federal Agencies	3135G0X24	Federal National Mortgage Association	39,060,000	1.63	0.53	4/21/21	1/7/25	52,894	(34,765)	-	-	18,128
Federal Agencies	3133ENZ37	Federal Farm Credit Banks Funding Corpor:	10,000,000	4.88	4.88	11/10/22	1/10/25	40,625	23	-	-	40,648
Federal Agencies	3133ENZ37	Federal Farm Credit Banks Funding Corpor:	20,000,000	4.88	4.88	11/10/22	1/10/25	81,250	45	-	-	81,295
Federal Agencies	3133ENZ37	Federal Farm Credit Banks Funding Corpor:	20,000,000	4.88	4.88	11/10/22	1/10/25	81,250	16	-	-	81,266
Federal Agencies	3133EPAG0	Federal Farm Credit Banks Funding Corpor:	10,000,000	4.25	4.53	2/10/23	2/10/25	35,417	2,167	-	-	37,584
Federal Agencies	3133EPAG0	Federal Farm Credit Banks Funding Corpor:	29,875,000	4.25	4.53	2/10/23	2/10/25	105,807	6,523	-	-	112,330
Federal Agencies	3137EAEP0	Federal Home Loan Mortgage Corporation	5,000,000	1.50	1.52	2/14/20	2/12/25	6,250	63	-	-	6,313
Federal Agencies	3137EAEP0	Federal Home Loan Mortgage Corporation	5,000,000	1.50	1.52	2/14/20	2/12/25	6,250	63	-	-	6,313
Federal Agencies	3137EAEP0	Federal Home Loan Mortgage Corporation	15,000,000	1.50	1.52	2/14/20	2/12/25	18,750	190	-	-	18,940
Federal Agencies	3137EAEP0	Federal Home Loan Mortgage Corporation	50,000,000	1.50	1.52	2/14/20	2/12/25	62,500	633	-	-	63,133
Federal Agencies	3137EAEP0	Federal Home Loan Mortgage Corporation	53,532,000	1.50	0.55	4/21/21	2/12/25	66,915	(41,308)	-	-	25,607
Federal Agencies	3130AUVZ4	Federal Home Loan Banks	50,000,000	4.50	4.58	2/13/23	2/13/25	187,500	3,222	-	-	190,722
Federal Agencies	3130AV7L0	Federal Home Loan Banks	25,000,000	5.00	5.07	3/3/23	2/28/25	104,167	1,360	-	-	105,527
Federal Agencies	3130AV7L0	Federal Home Loan Banks	35,000,000	5.00	5.07	3/3/23	2/28/25	145,833	1,904	-	-	147,737
Federal Agencies	3133ELQY3	Federal Farm Credit Banks Funding Corpor:	16,000,000	1.21	1.22	3/23/20	3/3/25	16,133	154	-	-	16,287
Federal Agencies	3133ELQY3	Federal Farm Credit Banks Funding Corpor:	24,000,000	1.21	1.24	3/23/20	3/3/25	24,200	594	-	-	24,794
Federal Agencies	3133EMWT5	Federal Farm Credit Banks Funding Corpor:	50,000,000	0.60	0.61	4/21/21	4/21/25	25,000	544	-	-	25,544
Federal Agencies	3135G03U5	Federal National Mortgage Association	37,938,000	0.63	1.08	12/8/21	4/22/25	19,759	13,896	-	-	33,656
Federal Agencies	3135G03U5	Federal National Mortgage Association	50,000,000	0.63	1.08	12/8/21	4/22/25	26,042	18,425	-	-	44,467
Federal Agencies	3135G03U5	Federal National Mortgage Association	50,000,000	0.63	0.57	7/12/21	4/22/25	26,042	(2,348)	-	-	23,694
Federal Agencies	3133ENXE5	Federal Farm Credit Banks Funding Corpor:	6,000,000	2.85	2.90	5/23/22	5/23/25	14,250	230	-	-	14,480
Federal Agencies	3133ENXE5	Federal Farm Credit Banks Funding Corpor:	20,000,000	2.85	2.90	5/23/22	5/23/25	47,500	766	-	-	48,266
Federal Agencies	3130AWER7	Federal Home Loan Banks	10,000,000	4.63	4.67	6/12/23	6/6/25	24,410	218	-	-	24,627
Federal Agencies	3130AWER7	Federal Home Loan Banks	15,000,000	4.63	4.67	6/12/23	6/6/25	36,615	326	-	-	36,941
Federal Agencies	3130AWER7	Federal Home Loan Banks	25,000,000	4.63	4.67	6/12/23	6/6/25	61,024	544	-	-	61,568
Federal Agencies	3130AWER7	Federal Home Loan Banks	52,000,000	4.63	4.67	6/12/23	6/6/25	126,931	1,131	-	-	128,062
Federal Agencies	3130ASG86	Federal Home Loan Banks	11,940,000	3.38	3.19	8/4/22	6/13/25	33,581	(1,729)	-	-	31,852
Federal Agencies	3130ASG86	Federal Home Loan Banks	12,700,000	3.38	3.07	8/3/22	6/13/25	35,719	(3,044)	-	-	32,674
Federal Agencies	3130ATST5	Federal Home Loan Banks	3,000,000	4.38	4.17	5/10/23	6/13/25	10,938	(481)	-	-	10,456
Federal Agencies	3130ATST5	Federal Home Loan Banks	9,915,000	4.38	4.06	5/8/23	6/13/25	36,148	(2,381)	-	-	33,767
Federal Agencies	3130ATST5	Federal Home Loan Banks	10,000,000	4.38	4.19	5/11/23	6/13/25	36,458	(1,414)	-	-	35,045
Federal Agencies	3130ATST5	Federal Home Loan Banks	10,000,000	4.38	4.05	5/8/23	6/13/25	36,458	(2,542)	-	-	33,916
Federal Agencies	3130ATST5	Federal Home Loan Banks	24,000,000	4.38	4.20	5/17/23	6/13/25	87,500	(3,144)	-	-	84,356
Federal Agencies	3130ATST5	Federal Home Loan Banks	25,500,000	4.38	4.13	5/9/23	6/13/25	92,969	(4,884)	-	-	88,085
Federal Agencies	3133EN4B3	Federal Farm Credit Banks Funding Corpor:	15,000,000	4.25	4.28	12/13/22	6/13/25	53,125	382	-	-	53,507
Federal Agencies	3133EN4B3	Federal Farm Credit Banks Funding Corpor:	15,000,000	4.25	4.28	12/13/22	6/13/25	53,125	335	-	-	53,460
Federal Agencies	3133EN4B3	Federal Farm Credit Banks Funding Corpor:	15,000,000	4.25	4.28	12/13/22	6/13/25	53,125	360	-	-	53,485
Federal Agencies	3133ENYQ7	Federal Farm Credit Banks Funding Corpor:	50,000,000	2.95	2.97	6/13/22	6/13/25	122,917	671	-	-	123,587
Federal Agencies	3135G04Z3	Federal National Mortgage Association	4,655,000	0.50	1.11	12/8/21	6/17/25	1,940	2,293	-	-	4,232
Federal Agencies	3135G04Z3	Federal National Mortgage Association	10,000,000	0.50	1.11	12/8/21	6/17/25	4,167	4,904	-	-	9,071
Federal Agencies	3130AN4A5	Federal Home Loan Banks	17,680,000	0.70	0.62	7/12/21	6/30/25	10,313	(1,131)	-	-	9,182
Federal Agencies	3133EPKA2	Federal Farm Credit Banks Funding Corpor:	25,000,000	4.00	4.04	5/18/23	8/18/25	83,333	656	-	-	83,989
Federal Agencies	3133EPKA2	Federal Farm Credit Banks Funding Corpor:	26,500,000	4.00	4.03	5/18/23	8/18/25	88,333	589	-	-	88,923
Federal Agencies	3133EPKA2	Federal Farm Credit Banks Funding Corpor:	30,000,000	4.00	4.03	5/18/23	8/18/25	100,000	667	-	-	100,667
Federal Agencies	3135G05X7	Federal National Mortgage Association	25,000,000	0.38	0.66	3/4/21	8/25/25	7,813	5,794	-	-	13,606
Federal Agencies	3135G05X7	Federal National Mortgage Association	72,500,000	0.38	0.57	2/25/21	8/25/25	22,656	11,657	-	-	34,313
Federal Agencies	3130A8ZQ9	Federal Home Loan Banks	10,295,000	1.75	1.03	11/2/21	9/12/25	15,014	(5,965)	-	-	9,049
Federal Agencies	3137EAEX3	Federal Home Loan Mortgage Corporation	22,600,000	0.38	0.67	3/4/21	9/23/25	7,063	5,492	-	-	12,555
Federal Agencies	3133EPDL6	Federal Farm Credit Banks Funding Corpor:	50,000,000	4.85	4.85	3/15/23	10/11/25	202,083	-	-	-	202,083
Federal Agencies	3133ENEG1	Federal Farm Credit Banks Funding Corpor:	39,675,000	1.05	1.08	11/17/21	11/17/25	34,716	1,084	-	-	35,799
Federal Agencies	3133ENEG1	Federal Farm Credit Banks Funding Corpor:	55,000,000	1.05	1.09	11/17/21	11/17/25	48,125	1,581	-	-	49,706
Federal Agencies	3133ENHM5	Federal Farm Credit Banks Funding Corpor:	45,000,000	1.17	1.20	12/16/21	12/16/25	43,875	943	-	-	44,818
Federal Agencies	3133ENHM5	Federal Farm Credit Banks Funding Corpor:	50,000,000	1.17	1.20	12/16/21	12/16/25	48,750	1,047	-	-	49,797

Monthly Investment Earnings

Pooled Fund

Type of Investment	CUSIP	Issuer Name	Par Value	Coupon	YTM ¹	Settle Date	Maturity		Earned Interest	Amort.	Realized	Earned Income
							Date	Expense		Gain/(Loss)	/Net Earnings	
Federal Agencies	3133EN5E6	Federal Farm Credit Banks Funding Corpor:	15,000,000	4.00	4.11	12/29/22	12/29/25	50,000	1,240	-	51,240	
Federal Agencies	3133EN5E6	Federal Farm Credit Banks Funding Corpor:	20,000,000	4.00	4.11	12/29/22	12/29/25	66,667	1,653	-	68,320	
Federal Agencies	3133EN5E6	Federal Farm Credit Banks Funding Corpor:	25,000,000	4.00	4.11	12/29/22	12/29/25	83,333	2,087	-	85,420	
Federal Agencies	3133EN6A3	Federal Farm Credit Banks Funding Corpor:	20,000,000	4.00	4.03	1/13/23	1/13/26	66,667	482	-	67,148	
Federal Agencies	3133EN6A3	Federal Farm Credit Banks Funding Corpor:	30,000,000	4.00	4.03	1/13/23	1/13/26	100,000	624	-	100,624	
Federal Agencies	3130AUTC8	Federal Home Loan Banks	21,100,000	4.01	4.21	2/9/23	2/6/26	70,509	3,145	-	73,654	
Federal Agencies	3133EPJX4	Federal Farm Credit Banks Funding Corpor:	25,000,000	3.63	3.74	5/17/23	2/17/26	75,521	2,130	-	77,651	
Federal Agencies	3133EPJX4	Federal Farm Credit Banks Funding Corpor:	30,000,000	3.63	3.75	5/17/23	2/17/26	90,625	2,815	-	93,440	
Federal Agencies	3133EPBJ3	Federal Farm Credit Banks Funding Corpor:	25,000,000	4.38	4.44	2/23/23	2/23/26	91,146	1,273	-	92,419	
Federal Agencies	3133EPBJ3	Federal Farm Credit Banks Funding Corpor:	28,000,000	4.38	4.43	2/23/23	2/23/26	102,083	1,257	-	103,340	
Federal Agencies	3133EPBJ3	Federal Farm Credit Banks Funding Corpor:	50,000,000	4.38	4.43	2/23/23	2/23/26	182,292	2,245	-	184,536	
Federal Agencies	3133ENJ35	Federal Farm Credit Banks Funding Corpor:	35,000,000	3.32	3.36	8/25/22	2/25/26	96,833	993	-	97,826	
Federal Agencies	3133EMZ21	Federal Farm Credit Banks Funding Corpor:	15,500,000	0.69	0.75	8/9/21	4/6/26	8,913	738	-	9,651	
Federal Agencies	3133ENUD0	Federal Farm Credit Banks Funding Corpor:	20,000,000	2.64	2.69	4/8/22	4/8/26	44,000	797	-	44,797	
Federal Agencies	3133ENUD0	Federal Farm Credit Banks Funding Corpor:	30,000,000	2.64	2.69	4/8/22	4/8/26	66,000	1,195	-	67,195	
Federal Agencies	3130AVWS7	Federal Home Loan Banks	17,045,000	3.75	3.86	5/10/23	6/12/26	53,266	1,422	-	54,688	
Federal Agencies	3130AVWS7	Federal Home Loan Banks	20,000,000	3.75	3.85	5/17/23	6/12/26	62,500	1,626	-	64,126	
Federal Agencies	3130AWAH3	Federal Home Loan Banks	10,000,000	4.00	4.23	6/1/23	6/12/26	33,333	1,780	-	35,114	
Federal Agencies	3130AWAH3	Federal Home Loan Banks	15,000,000	4.00	4.24	6/1/23	6/12/26	50,000	2,728	-	52,728	
Federal Agencies	3133EPMU6	Federal Farm Credit Banks Funding Corpor:	20,000,000	4.25	4.31	6/15/23	6/15/26	37,778	450	-	38,227	
Federal Agencies	3133EPMU6	Federal Farm Credit Banks Funding Corpor:	24,700,000	4.25	4.34	6/15/23	6/15/26	46,656	873	-	47,528	
Federal Agencies	3133EPMU6	Federal Farm Credit Banks Funding Corpor:	30,000,000	4.25	4.31	6/15/23	6/15/26	56,667	709	-	57,376	
Federal Agencies	3133EPNG6	Federal Farm Credit Banks Funding Corpor:	25,000,000	4.38	4.39	6/23/23	6/23/26	24,306	97	-	24,402	
Federal Agencies	3133EPNG6	Federal Farm Credit Banks Funding Corpor:	25,000,000	4.38	4.39	6/23/23	6/23/26	24,306	97	-	24,402	
Federal Agencies	3133EPNG6	Federal Farm Credit Banks Funding Corpor:	50,000,000	4.38	4.39	6/23/23	6/23/26	48,611	193	-	48,805	
Federal Agencies	3130ANNM8	Federal Home Loan Banks	25,000,000	1.05	1.05	8/19/21	7/13/26	21,875	-	-	21,875	
Federal Agencies	3130ANNM8	Federal Home Loan Banks	25,000,000	1.05	1.05	8/19/21	7/13/26	21,875	-	-	21,875	
Federal Agencies	3130ANNM8	Federal Home Loan Banks	25,000,000	1.05	1.05	8/19/21	7/13/26	21,875	-	-	21,875	
Federal Agencies	3130ANNM8	Federal Home Loan Banks	25,000,000	1.05	1.05	8/19/21	7/13/26	21,875	-	-	21,875	
Federal Agencies	3130ANMP2	Federal Home Loan Banks	25,000,000	1.07	1.07	8/20/21	7/27/26	22,292	-	-	22,292	
Federal Agencies	3130ANMP2	Federal Home Loan Banks	25,000,000	1.07	1.07	8/20/21	7/27/26	22,292	-	-	22,292	
Federal Agencies	3130ANMP2	Federal Home Loan Banks	25,000,000	1.07	1.07	8/20/21	7/27/26	22,292	-	-	22,292	
Federal Agencies	3130ANMP2	Federal Home Loan Banks	25,000,000	1.07	1.07	8/20/21	7/27/26	22,292	-	-	22,292	
Federal Agencies	3130ANTG5	Federal Home Loan Banks	25,000,000	1.05	1.05	9/13/21	8/10/26	21,875	-	-	21,875	
Federal Agencies	3130ANTG5	Federal Home Loan Banks	25,000,000	1.05	1.05	9/13/21	8/10/26	21,875	-	-	21,875	
Federal Agencies	3130ANTG5	Federal Home Loan Banks	25,000,000	1.05	1.05	9/13/21	8/10/26	21,875	-	-	21,875	
Federal Agencies	3130ANTG5	Federal Home Loan Banks	25,000,000	1.05	1.05	9/13/21	8/10/26	21,875	-	-	21,875	
Federal Agencies	3130AP6T7	Federal Home Loan Banks	25,000,000	1.08	1.07	10/1/21	9/3/26	22,396	-	-	22,396	
Federal Agencies	3130AP6T7	Federal Home Loan Banks	25,000,000	1.08	1.07	10/1/21	9/3/26	22,396	-	-	22,396	
Federal Agencies	3130AP6T7	Federal Home Loan Banks	25,000,000	1.08	1.07	10/1/21	9/3/26	22,396	-	-	22,396	
Federal Agencies	3130AP6T7	Federal Home Loan Banks	25,000,000	1.08	1.07	10/1/21	9/3/26	22,396	-	-	22,396	
Federal Agencies	3130APPR0	Federal Home Loan Banks	25,000,000	1.43	1.43	11/18/21	10/19/26	29,792	-	-	29,792	
Federal Agencies	3130APPR0	Federal Home Loan Banks	25,000,000	1.43	1.43	11/18/21	10/19/26	29,792	-	-	29,792	
Federal Agencies	3130APPR0	Federal Home Loan Banks	25,000,000	1.43	1.43	11/18/21	10/19/26	29,792	-	-	29,792	
Federal Agencies	3130APPR0	Federal Home Loan Banks	25,000,000	1.43	1.43	11/18/21	10/19/26	29,792	-	-	29,792	
Federal Agencies	3134GYRY0	Federal Home Loan Mortgage Corporation	25,000,000	5.29	5.29	5/9/23	11/2/26	110,208	-	-	110,208	
Federal Agencies	3134GYRY0	Federal Home Loan Mortgage Corporation	25,000,000	5.29	5.29	5/9/23	11/2/26	110,208	-	-	110,208	
Federal Agencies	3134GYRY0	Federal Home Loan Mortgage Corporation	25,000,000	5.29	5.29	5/9/23	11/2/26	110,208	-	-	110,208	
Federal Agencies	3134GYRY0	Federal Home Loan Mortgage Corporation	25,000,000	5.29	5.29	5/9/23	11/2/26	110,208	-	-	110,208	
Federal Agencies	3130AQ7L1	Federal Home Loan Banks	25,000,000	1.61	1.61	12/16/21	11/16/26	33,438	-	-	33,438	
Federal Agencies	3130AQ7L1	Federal Home Loan Banks	25,000,000	1.61	1.61	12/16/21	11/16/26	33,438	-	-	33,438	
Federal Agencies	3130AQ7L1	Federal Home Loan Banks	25,000,000	1.61	1.61	12/16/21	11/16/26	33,438	-	-	33,438	
Federal Agencies	3130AQ7L1	Federal Home Loan Banks	25,000,000	1.61	1.61	12/16/21	11/16/26	33,438	-	-	33,438	
Federal Agencies	3130AQ7L1	Federal Home Loan Banks	25,000,000	1.61	1.61	12/16/21	11/16/26	33,438	-	-	33,438	
Federal Agencies	3130AQJ95	Federal Home Loan Banks	25,000,000	1.65	1.65	1/14/22	12/14/26	34,271	-	-	34,271	

Monthly Investment Earnings

Pooled Fund

Type of Investment	CUSIP	Issuer Name	Par Value	Coupon	YTM ¹	Settle Date	Maturity		Earned Interest	Amort.	Realized	Earned Income
							Date	Expense		Gain/(Loss)	Net Earnings	
Federal Agencies	3130AQJ95	Federal Home Loan Banks	25,000,000	1.65	1.65	1/14/22	12/14/26	34,271	-	-	34,271	
Federal Agencies	3130AQJ95	Federal Home Loan Banks	25,000,000	1.65	1.65	1/14/22	12/14/26	34,271	-	-	34,271	
Federal Agencies	3130AQJ95	Federal Home Loan Banks	25,000,000	1.65	1.65	1/14/22	12/14/26	34,271	-	-	34,271	
Federal Agencies	3130ARB59	Federal Home Loan Banks	25,000,000	2.35	2.35	3/22/22	3/8/27	48,958	-	-	48,958	
Federal Agencies	3130ARB59	Federal Home Loan Banks	25,000,000	2.35	2.35	3/22/22	3/8/27	48,958	-	-	48,958	
Federal Agencies	3130ARB59	Federal Home Loan Banks	25,000,000	2.35	2.35	3/22/22	3/8/27	48,958	-	-	48,958	
Federal Agencies	3130ARB59	Federal Home Loan Banks	25,000,000	2.35	2.35	3/22/22	3/8/27	48,958	-	-	48,958	
Federal Agencies	3133ENRD4	Federal Farm Credit Banks Funding Corpor:	48,573,000	1.68	2.18	3/16/22	3/10/27	68,002	18,807	-	86,810	
Federal Agencies	3133ENTS9	Federal Farm Credit Banks Funding Corpor:	22,500,000	2.60	2.70	4/6/22	4/5/27	48,750	1,770	-	50,520	
Federal Agencies	3133ENTS9	Federal Farm Credit Banks Funding Corpor:	24,500,000	2.60	2.71	4/6/22	4/5/27	53,083	2,022	-	55,105	
Federal Agencies	3133ENTS9	Federal Farm Credit Banks Funding Corpor:	25,000,000	2.60	2.77	4/6/22	4/5/27	54,167	3,222	-	57,389	
Federal Agencies	3133EN2L3	Federal Farm Credit Banks Funding Corpor:	4,650,000	4.13	4.14	11/17/22	5/17/27	15,984	59	-	16,043	
Federal Agencies	3133EN2L3	Federal Farm Credit Banks Funding Corpor:	5,000,000	4.13	4.14	11/17/22	5/17/27	17,188	63	-	17,251	
Federal Agencies	3133EN2L3	Federal Farm Credit Banks Funding Corpor:	21,000,000	4.13	4.14	11/17/22	5/17/27	72,188	237	-	72,425	
Federal Agencies	3133EN2L3	Federal Farm Credit Banks Funding Corpor:	25,000,000	4.13	4.14	11/17/22	5/17/27	85,938	315	-	86,253	
Federal Agencies	3130ASGU7	Federal Home Loan Banks	10,000,000	3.50	3.19	7/19/22	6/11/27	29,167	(2,374)	-	26,793	
Federal Agencies	3130ASGU7	Federal Home Loan Banks	12,375,000	3.50	3.18	7/19/22	6/11/27	36,094	(2,984)	-	33,110	
Federal Agencies	3130ASGU7	Federal Home Loan Banks	21,725,000	3.50	3.20	7/20/22	6/11/27	63,365	(4,895)	-	58,470	
Federal Agencies	3133EPMV4	Federal Farm Credit Banks Funding Corpor:	28,940,000	4.13	4.15	6/15/23	6/15/27	53,057	307	-	53,364	
Federal Agencies	3133ENZK9	Federal Farm Credit Banks Funding Corpor:	27,865,000	3.24	3.06	7/7/22	6/28/27	75,236	(3,865)	-	71,371	
Federal Agencies	3134GYUV2	Federal Home Loan Mortgage Corporation	25,000,000	5.94	5.94	6/29/23	6/29/27	8,250	-	-	8,250	
Federal Agencies	3134GYUV2	Federal Home Loan Mortgage Corporation	25,000,000	5.94	5.94	6/29/23	6/29/27	8,250	-	-	8,250	
Federal Agencies	3134GYUV2	Federal Home Loan Mortgage Corporation	50,000,000	5.94	5.94	6/29/23	6/29/27	16,500	-	-	16,500	
Federal Agencies	3133EPBM6	Federal Farm Credit Banks Funding Corpor:	10,000,000	4.13	4.19	2/23/23	8/23/27	34,375	475	-	34,850	
Subtotals			\$ 7,373,032,000					\$ 12,443,708	\$ 4,367,102	\$ -	\$ 16,810,810	
Public Time Deposits	PPFTL68P0	Bank of San Francisco	\$ -	4.69	4.69	12/5/22	6/5/23	\$ 5,211	\$ -	\$ -	\$ 5,211	
Public Time Deposits	PPG03UL74	Bridge Bank	-	4.72	4.72	12/19/22	6/19/23	25,596	-	-	25,596	
Public Time Deposits	PPFTLUBP3	Bank of San Francisco	10,000,000	4.85	4.85	1/11/23	7/10/23	40,417	-	-	40,417	
Public Time Deposits	PPG62B630	Bank of San Francisco	10,000,000	5.46	5.46	6/5/23	12/4/23	39,433	-	-	39,433	
Public Time Deposits	PPG42YZD6	Bridge Bank	10,000,000	5.37	5.37	6/19/23	12/18/23	17,655	-	-	17,655	
Subtotals			\$ 30,000,000					\$ 128,312	\$ -	\$ -	\$ 128,312	
Negotiable CDs	78012U6W0	Royal Bank of Canada New York Branch	\$ -	3.71	3.71	6/21/22	6/15/23	\$ 72,139	\$ -	\$ -	\$ 72,139	
Negotiable CDs	78012U7H2	Royal Bank of Canada New York Branch	-	3.68	3.68	6/28/22	6/15/23	71,556	-	-	71,556	
Negotiable CDs	89115B3A6	Toronto-Dominion Bank - New York Branch	-	3.60	3.60	7/5/22	6/15/23	140,000	-	-	140,000	
Negotiable CDs	06367CX51	Bank of Montreal - Chicago Branch	-	3.92	3.92	7/21/22	6/30/23	157,889	-	-	157,889	
Negotiable CDs	89115BAW0	Toronto-Dominion Bank - New York Branch	-	3.90	3.90	7/19/22	6/30/23	157,083	-	-	157,083	
Negotiable CDs	06367CWT0	Bank of Montreal - Chicago Branch	50,000,000	3.75	3.75	7/12/22	7/3/23	156,250	-	-	156,250	
Negotiable CDs	06367CXA0	Bank of Montreal - Chicago Branch	50,000,000	3.84	3.84	7/27/22	7/3/23	160,000	-	-	160,000	
Negotiable CDs	06367D2M6	Bank of Montreal - Chicago Branch	50,000,000	5.30	5.30	12/5/22	7/3/23	220,833	-	-	220,833	
Negotiable CDs	06417MB87	Bank of Nova Scotia - Houston Branch	50,000,000	3.73	3.73	8/1/22	7/3/23	155,417	-	-	155,417	
Negotiable CDs	78015J3N5	Royal Bank of Canada New York Branch	50,000,000	3.73	3.73	7/12/22	7/3/23	155,417	-	-	155,417	
Negotiable CDs	78015JAJ6	Royal Bank of Canada New York Branch	50,000,000	4.02	4.02	8/8/22	7/3/23	167,500	-	-	167,500	
Negotiable CDs	65602Y7E4	Norinchukin Bank - New York Branch	50,000,000	5.05	5.05	2/8/23	8/16/23	210,417	-	-	210,417	
Negotiable CDs	06367CXR3	Bank of Montreal - Chicago Branch	50,000,000	4.23	4.23	9/1/22	8/28/23	176,250	-	-	176,250	
Negotiable CDs	78015JFJ1	Royal Bank of Canada New York Branch	50,000,000	4.75	4.75	9/20/22	9/20/23	197,917	-	-	197,917	
Negotiable CDs	06367CY27	Bank of Montreal - Chicago Branch	50,000,000	4.80	4.80	10/3/22	9/22/23	200,000	-	-	200,000	
Negotiable CDs	78015JHJ9	Royal Bank of Canada New York Branch	50,000,000	4.81	4.81	9/30/22	9/22/23	200,417	-	-	200,417	
Negotiable CDs	06367CXX0	Bank of Montreal - Chicago Branch	50,000,000	4.82	4.82	9/28/22	9/25/23	200,833	-	-	200,833	
Negotiable CDs	78015JH67	Royal Bank of Canada New York Branch	50,000,000	4.76	4.76	9/28/22	9/25/23	198,333	-	-	198,333	
Negotiable CDs	06367CYA9	Bank of Montreal - Chicago Branch	50,000,000	4.97	4.97	10/6/22	10/6/23	207,083	-	-	207,083	
Negotiable CDs	78015JMJ3	Royal Bank of Canada New York Branch	50,000,000	5.46	5.46	11/16/22	10/23/23	227,500	-	-	227,500	
Negotiable CDs	89115BC73	Toronto-Dominion Bank - New York Branch	50,000,000	5.57	5.57	11/2/22	10/23/23	232,083	-	-	232,083	

Monthly Investment Earnings

Pooled Fund

Type of Investment	CUSIP	Issuer Name	Par Value	Coupon	YTM ¹	Settle Date	Maturity	Earned Interest	Amort.	Realized	Earned Income
							Date		Expense	Gain/(Loss)	/Net Earnings
Negotiable CDs	06367D4E2	Bank of Montreal - Chicago Branch	100,000,000	5.42	5.42	3/1/23	10/24/23	451,667	-	-	451,667
Negotiable CDs	13606KRZ1	Canadian Imperial Bank of Commerce (New	50,000,000	5.32	5.32	1/10/23	11/6/23	221,667	-	-	221,667
Negotiable CDs	89115BJX9	Toronto-Dominion Bank - New York Branch	50,000,000	5.51	5.51	12/2/22	11/20/23	229,583	-	-	229,583
Negotiable CDs	06417MN84	Bank of Nova Scotia - Houston Branch	50,000,000	5.50	5.50	12/5/22	11/21/23	229,167	-	-	229,167
Negotiable CDs	78015JPE1	Royal Bank of Canada New York Branch	50,000,000	5.37	5.37	12/19/22	12/18/23	223,750	-	-	223,750
Negotiable CDs	78015JRE9	Royal Bank of Canada New York Branch	100,000,000	5.43	5.43	1/5/23	12/29/23	452,500	-	-	452,500
Negotiable CDs	89115BPB0	Toronto-Dominion Bank - New York Branch	50,000,000	5.43	5.43	1/5/23	1/3/24	226,250	-	-	226,250
Negotiable CDs	89115BPF1	Toronto-Dominion Bank - New York Branch	50,000,000	5.43	5.43	1/5/23	1/5/24	226,250	-	-	226,250
Negotiable CDs	06367D3V5	Bank of Montreal - Chicago Branch	70,000,000	5.24	5.24	1/13/23	1/12/24	305,667	-	-	305,667
Negotiable CDs	89115BQB9	Toronto-Dominion Bank - New York Branch	50,000,000	5.24	5.24	1/17/23	1/17/24	218,333	-	-	218,333
Negotiable CDs	89115BST8	Toronto-Dominion Bank - New York Branch	100,000,000	5.21	5.21	1/30/23	1/29/24	434,167	-	-	434,167
Negotiable CDs	89115BY79	Toronto-Dominion Bank - New York Branch	50,000,000	5.75	5.75	3/8/23	1/29/24	239,583	-	-	239,583
Negotiable CDs	06417MT47	Bank of Nova Scotia - Houston Branch	50,000,000	5.43	5.43	2/10/23	2/9/24	226,250	-	-	226,250
Negotiable CDs	89115BWK2	Toronto-Dominion Bank - New York Branch	50,000,000	5.58	5.58	3/1/23	2/22/24	232,500	-	-	232,500
Negotiable CDs	89115BXF2	Toronto-Dominion Bank - New York Branch	50,000,000	5.60	5.60	3/6/23	3/6/24	233,333	-	-	233,333
Negotiable CDs	89115BNG1	Toronto-Dominion Bank - New York Branch	50,000,000	5.85	5.85	6/27/23	6/5/24	32,500	-	-	32,500
Negotiable CDs	06367DAU9	Bank of Montreal - Chicago Branch	100,000,000	5.87	5.87	6/27/23	6/21/24	65,222	-	-	65,222
Negotiable CDs	78015JXW2	Royal Bank of Canada New York Branch	50,000,000	5.89	5.89	6/28/23	6/28/24	24,542	-	-	24,542
Subtotals			\$ 1,920,000,000					\$ 7,937,847	\$ -	\$ -	\$ 7,937,847
Commercial Paper	62479MTG8	MUFG Bank - New York Branch	\$ -	0.00	0.00	12/19/22	6/16/23	\$ -	\$ 104,583	\$ -	\$ 104,583
Commercial Paper	62479MTW3	MUFG Bank - New York Branch	-	0.00	0.00	12/21/22	6/30/23	-	405,194	-	405,194
Commercial Paper	89233HTW4	Toyota Motor Credit Corporation	-	0.00	0.00	11/8/22	6/30/23	-	207,431	-	207,431
Commercial Paper	89233HTW4	Toyota Motor Credit Corporation	-	0.00	0.00	11/2/22	6/30/23	-	206,222	-	206,222
Commercial Paper	89233HTW4	Toyota Motor Credit Corporation	-	0.00	0.00	10/3/22	6/30/23	-	182,458	-	182,458
Commercial Paper	62479MU35	MUFG Bank - New York Branch	50,000,000	0.00	5.23	12/5/22	7/3/23	-	212,083	-	212,083
Commercial Paper	62479MV26	MUFG Bank - New York Branch	50,000,000	0.00	5.10	2/7/23	8/2/23	-	207,083	-	207,083
Commercial Paper	62479MV75	MUFG Bank - New York Branch	50,000,000	0.00	5.10	2/7/23	8/7/23	-	207,083	-	207,083
Commercial Paper	89233HVB7	Toyota Motor Credit Corporation	50,000,000	0.00	5.13	2/13/23	8/11/23	-	208,333	-	208,333
Commercial Paper	62479MVE0	MUFG Bank - New York Branch	50,000,000	0.00	5.05	1/30/23	8/14/23	-	205,000	-	205,000
Commercial Paper	62479MVU4	MUFG Bank - New York Branch	50,000,000	0.00	5.12	1/17/23	8/28/23	-	207,500	-	207,500
Commercial Paper	89233HVW1	Toyota Motor Credit Corporation	50,000,000	0.00	5.15	2/10/23	8/30/23	-	208,750	-	208,750
Commercial Paper	89233HY65	Toyota Motor Credit Corporation	50,000,000	0.00	5.61	6/26/23	11/6/23	-	38,056	-	38,056
Subtotals			\$ 400,000,000					\$ -	\$ 2,599,778	\$ -	\$ 2,599,778
Money Market Funds	09248U718	BlackRock Liquidity Funds - T-Fund	\$ 120,525,052	4.99	5.00	6/30/23	7/1/23	\$ 57,859	\$ -	\$ -	\$ 57,859
Money Market Funds	262006208	Dreyfus Government Cash Management Fu	462,486,475	4.99	5.00	6/30/23	7/1/23	2,774,105	-	-	2,774,105
Money Market Funds	31607A703	Fidelity Colchester Street Trust - Governme	834,819,494	5.03	5.02	6/30/23	7/1/23	3,433,318	-	-	3,433,318
Money Market Funds	608919718	Money Market Obligations Trust - Federatec	11,865,527	4.99	4.99	6/30/23	7/1/23	69,697	-	-	69,697
Money Market Funds	61747C319	Morgan Stanley Institutional Liquidity Funds	833,581,041	5.03	5.04	6/30/23	7/1/23	3,416,769	-	-	3,416,769
Money Market Funds	85749T517	State Street Institutional U.S. Government M	310,656,341	5.00	5.01	6/30/23	7/1/23	619,993	-	-	619,993
Subtotals			\$ 2,573,933,930					\$ 10,371,740	\$ -	\$ -	\$ 10,371,740

Monthly Investment Earnings Pooled Fund

Type of Investment	CUSIP	Issuer Name	Par Value	Coupon	YTM ¹	Settle Date	Maturity		Earned Interest	Amort.	Realized	Earned Income
							Date	Date		Expense	Gain/(Loss)	/Net Earnings
Supranationals	4581X0CC0	Inter-American Development Bank	\$ 25,756,000	3.00	0.66	12/15/21	10/4/23	\$ 64,390	\$ (49,320)	\$ -	\$ -	\$ 15,070
Supranationals	45906M3B5	International Bank for Reconstruction and D	100,000,000	1.98	1.98	3/23/22	6/14/24	165,000	-	-	-	165,000
Supranationals	4581X0EE4	Inter-American Development Bank	80,000,000	3.25	3.26	7/1/22	7/1/24	216,667	328	-	-	216,995
Supranationals	459056HV2	International Bank for Reconstruction and D	50,000,000	1.50	0.79	11/2/21	8/28/24	62,500	(28,667)	-	-	33,833
Supranationals	4581X0DZ8	Inter-American Development Bank	50,000,000	0.50	0.78	11/4/21	9/23/24	20,833	11,513	-	-	32,347
Supranationals	45950VQG4	International Finance Corporation	10,000,000	0.44	0.72	10/22/21	9/23/24	3,667	2,286	-	-	5,953
Supranationals	4581X0CM8	Inter-American Development Bank	100,000,000	2.13	0.58	4/26/21	1/15/25	177,083	(125,206)	-	-	51,877
Supranationals	459058JB0	International Bank for Reconstruction and D	40,000,000	0.63	0.57	7/23/21	4/22/25	20,867	(1,885)	-	-	18,982
Supranationals	4581X0DN5	Inter-American Development Bank	28,900,000	0.63	0.99	11/1/21	7/15/25	15,052	8,452	-	-	23,504
Supranationals	45950VRU2	International Finance Corporation	100,000,000	4.02	4.02	1/26/23	1/26/26	335,250	-	-	-	335,250
Supranationals	45818WDG8	Inter-American Development Bank	19,500,000	0.82	0.75	8/25/21	2/27/26	13,325	(1,037)	-	-	12,288
Supranationals	45906M4C2	International Bank for Reconstruction and D	32,000,000	5.75	5.75	6/15/23	6/15/26	81,778	-	-	-	81,778
Subtotals			\$ 636,156,000					\$ 1,176,412	\$ (183,535)	\$ -	\$ -	\$ 992,876
Grand Totals			\$ 16,558,121,930					\$ 34,869,720	\$ 6,725,820	\$ -	\$ -	\$ 41,595,540

Investment Transactions

Pooled Fund

For month ended June 30, 2023

Transaction	Settle Date	Maturity	Type of Investment	Issuer Name	CUSIP	Par Value	Coupon	YTM	Price	Interest	Transaction Amount
Purchase	6/1/23	6/12/26	Federal Agencies	Federal Home Loan Banks	3130AWAH3	\$ 10,000,000	4.00	4.23	\$ 99.34	\$ (6,667)	\$ (9,940,967)
Purchase	6/1/23	6/12/26	Federal Agencies	Federal Home Loan Banks	3130AWAH3	15,000,000	4.00	4.24	99.33	(10,000)	(14,909,350)
Purchase	6/1/23	7/1/23	Money Market Funds	BlackRock Liquidity Funds - T-Fund	09248U718	118,581	4.99	5.02	1.00	-	(118,581)
Purchase	6/2/23	7/1/23	Money Market Funds	State Street Institutional U.S. Govern	85749T517	200,000,000	5.00	5.00	1.00	-	(200,000,000)
Purchase	6/5/23	12/4/23	Public Time Deposits	Bank of San Francisco	PPG62B630	10,000,000	5.46	5.46	100.00	-	(10,000,000)
Purchase	6/6/23	7/1/23	Money Market Funds	Money Market Obligations Trust - Fe	608919718	100,000,000	4.99	4.95	1.00	-	(100,000,000)
Purchase	6/6/23	7/1/23	Money Market Funds	State Street Institutional U.S. Govern	85749T517	60,000,000	5.00	4.97	1.00	-	(60,000,000)
Purchase	6/6/23	10/20/23	Federal Agencies	Federal Home Loan Banks	313384NE5	40,613,000	0.00	5.37	98.02	-	(39,807,509)
Purchase	6/12/23	6/6/25	Federal Agencies	Federal Home Loan Banks	3130AWER7	10,000,000	4.63	4.67	99.92	-	(9,991,700)
Purchase	6/12/23	6/6/25	Federal Agencies	Federal Home Loan Banks	3130AWER7	2,000,000	4.63	4.67	99.92	-	(1,998,340)
Purchase	6/12/23	6/6/25	Federal Agencies	Federal Home Loan Banks	3130AWER7	50,000,000	4.63	4.67	99.92	-	(49,958,500)
Purchase	6/12/23	6/6/25	Federal Agencies	Federal Home Loan Banks	3130AWER7	25,000,000	4.63	4.67	99.92	-	(24,979,250)
Purchase	6/12/23	6/6/25	Federal Agencies	Federal Home Loan Banks	3130AWER7	15,000,000	4.63	4.67	99.92	-	(14,987,550)
Purchase	6/13/23	7/12/24	Federal Agencies	Federal Home Loan Banks	3130AWFH8	50,000,000	5.51	5.51	100.00	-	(50,000,000)
Purchase	6/14/23	7/1/23	Money Market Funds	State Street Institutional U.S. Govern	85749T517	15,000,000	5.00	4.97	1.00	-	(15,000,000)
Purchase	6/15/23	6/15/27	Federal Agencies	Federal Farm Credit Banks Funding	3133EPMV4	28,940,000	4.13	4.15	99.90	-	(28,911,928)
Purchase	6/15/23	6/15/26	Federal Agencies	Federal Farm Credit Banks Funding	3133EPMU6	20,000,000	4.25	4.31	99.85	-	(19,969,200)
Purchase	6/15/23	6/15/26	Federal Agencies	Federal Farm Credit Banks Funding	3133EPMU6	30,000,000	4.25	4.31	99.84	-	(29,951,400)
Purchase	6/15/23	6/15/26	Federal Agencies	Federal Farm Credit Banks Funding	3133EPMU6	24,700,000	4.25	4.34	99.76	-	(24,640,226)
Purchase	6/15/23	6/15/26	Supranationals	International Bank for Reconstruction	45906M4C2	32,000,000	5.75	5.75	100.00	-	(32,000,000)
Purchase	6/20/23	11/6/23	Federal Agencies	Federal Home Loan Banks	313384NX3	50,000,000	0.00	5.25	98.02	-	(49,008,660)
Purchase	6/20/23	12/18/23	Public Time Deposits	Bridge Bank	PPG42YDZ6	10,000,000	5.37	5.37	100.00	-	(10,000,000)
Purchase	6/21/23	10/25/23	Federal Agencies	Federal Home Loan Banks	313384NK1	43,944,000	0.00	5.25	98.20	-	(43,154,216)
Purchase	6/23/23	6/23/26	Federal Agencies	Federal Farm Credit Banks Funding	3133EPNG6	25,000,000	4.38	4.39	99.95	-	(24,986,750)
Purchase	6/23/23	6/23/26	Federal Agencies	Federal Farm Credit Banks Funding	3133EPNG6	50,000,000	4.38	4.39	99.95	-	(49,973,500)
Purchase	6/23/23	6/23/26	Federal Agencies	Federal Farm Credit Banks Funding	3133EPNG6	25,000,000	4.38	4.39	99.95	-	(24,986,750)
Purchase	6/23/23	7/1/23	Money Market Funds	State Street Institutional U.S. Govern	85749T517	10,000,000	5.00	4.99	1.00	-	(10,000,000)
Purchase	6/26/23	7/1/23	Money Market Funds	Dreyfus Government Cash Managen	262006208	90,000,000	4.99	5.00	1.00	-	(90,000,000)
Purchase	6/26/23	11/6/23	Commercial Paper	Toyota Motor Credit Corporation	89233HY65	50,000,000	0.00	5.61	97.98	-	(48,987,722)
Purchase	6/27/23	10/24/23	U.S. Treasuries	United States Department of The Tre	912797HC4	50,000,000	0.00	5.40	98.27	-	(49,137,250)
Purchase	6/27/23	6/5/24	Negotiable CDs	Toronto-Dominion Bank - New York	I89115BNG1	50,000,000	5.85	5.85	100.00	-	(50,000,000)
Purchase	6/27/23	6/21/24	Negotiable CDs	Bank of Montreal - Chicago Branch	06367DAU9	50,000,000	5.87	5.87	100.00	-	(50,000,000)
Purchase	6/27/23	6/21/24	Negotiable CDs	Bank of Montreal - Chicago Branch	06367DAU9	50,000,000	5.87	5.87	100.00	-	(50,000,000)
Purchase	6/28/23	7/1/23	Money Market Funds	State Street Institutional U.S. Govern	85749T517	100,000,000	5.00	5.01	1.00	-	(100,000,000)
Purchase	6/28/23	6/28/24	Negotiable CDs	Royal Bank of Canada New York Brz	78015JXW2	50,000,000	5.89	5.89	100.00	-	(50,000,000)
Purchase	6/29/23	6/29/27	Federal Agencies	Federal Home Loan Mortgage Corpo	3134GYUV2	25,000,000	5.94	5.94	100.00	-	(25,000,000)
Purchase	6/29/23	6/29/27	Federal Agencies	Federal Home Loan Mortgage Corpo	3134GYUV2	25,000,000	5.94	5.94	100.00	-	(25,000,000)
Purchase	6/29/23	6/29/27	Federal Agencies	Federal Home Loan Mortgage Corpo	3134GYUV2	50,000,000	5.94	5.94	100.00	-	(50,000,000)
Purchase	6/30/23	7/1/23	Money Market Funds	Money Market Obligations Trust - Fe	608919718	69,697	4.99	4.99	1.00	-	(69,697)
Purchase	6/30/23	7/1/23	Money Market Funds	Dreyfus Government Cash Managen	262006208	150,000,000	4.99	5.00	1.00	-	(150,000,000)
Purchase	6/30/23	7/1/23	Money Market Funds	Dreyfus Government Cash Managen	262006208	2,774,105	4.99	5.00	1.00	-	(2,774,105)
Purchase	6/30/23	7/1/23	Money Market Funds	BlackRock Liquidity Funds - T-Fund	09248U718	110,000,000	4.99	5.00	1.00	-	(110,000,000)
Purchase	6/30/23	7/1/23	Money Market Funds	State Street Institutional U.S. Govern	85749T517	619,993	5.00	5.01	1.00	-	(619,993)
Purchase	6/30/23	7/1/23	Money Market Funds	State Street Institutional U.S. Govern	85749T517	150,000,000	5.00	5.01	1.00	-	(150,000,000)
Purchase	6/30/23	7/1/23	Money Market Funds	Fidelity Colchester Street Trust - Gov	31607A703	3,433,318	5.03	5.02	1.00	-	(3,433,318)
Purchase	6/30/23	7/1/23	Money Market Funds	Morgan Stanley Institutional Liquidity	61747C319	3,416,769	5.03	5.04	1.00	-	(3,416,769)
Subtotals						\$ 1,962,629,462	4.46	5.11	\$ 49.54	\$ (16,667)	\$ (1,957,713,230)
Sale	6/1/23	7/1/23	Money Market Funds	State Street Institutional U.S. Govern	85749T517	\$ (33,000,000)	5.00	5.00	\$ 1.00	\$ -	\$ 33,000,000
Sale	6/5/23	7/1/23	Money Market Funds	State Street Institutional U.S. Govern	85749T517	(98,000,000)	5.00	4.98	1.00	-	98,000,000
Sale	6/7/23	7/1/23	Money Market Funds	Money Market Obligations Trust - Fe	608919718	(110,000,000)	4.99	4.94	1.00	-	110,000,000
Sale	6/7/23	7/1/23	Money Market Funds	State Street Institutional U.S. Govern	85749T517	(70,000,000)	5.00	4.97	1.00	-	70,000,000
Sale	6/8/23	7/1/23	Money Market Funds	State Street Institutional U.S. Govern	85749T517	(10,000,000)	5.00	4.97	1.00	-	10,000,000
Sale	6/9/23	7/1/23	Money Market Funds	State Street Institutional U.S. Govern	85749T517	(15,000,000)	5.00	4.97	1.00	-	15,000,000
Sale	6/12/23	7/1/23	Money Market Funds	State Street Institutional U.S. Govern	85749T517	(50,000,000)	5.00	4.97	1.00	-	50,000,000

Investment Transactions

Pooled Fund

Transaction	Settle Date	Maturity	Type of Investment	Issuer Name	CUSIP	Par Value	Coupon	YTM	Price	Interest	Transaction Amount
Sale	6/13/23	7/1/23	Money Market Funds	State Street Institutional U.S. Govern	85749T517	(60,000,000)	5.00	4.98	1.00	-	60,000,000
Sale	6/15/23	7/1/23	Money Market Funds	State Street Institutional U.S. Govern	85749T517	(40,000,000)	5.00	4.97	1.00	-	40,000,000
Sale	6/16/23	7/1/23	Money Market Funds	State Street Institutional U.S. Govern	85749T517	(25,000,000)	5.00	4.97	1.00	-	25,000,000
Sale	6/20/23	7/1/23	Money Market Funds	Dreyfus Government Cash Managen	262006208	(106,000,000)	4.99	4.98	1.00	-	106,000,000
Sale	6/22/23	7/1/23	Money Market Funds	Dreyfus Government Cash Managen	262006208	(110,000,000)	4.99	4.99	1.00	-	110,000,000
Sale	6/23/23	7/1/23	Money Market Funds	Dreyfus Government Cash Managen	262006208	(135,000,000)	4.99	4.99	1.00	-	135,000,000
Sale	6/27/23	7/1/23	Money Market Funds	Dreyfus Government Cash Managen	262006208	(135,000,000)	4.99	5.00	1.00	-	135,000,000
Sale	6/28/23	7/1/23	Money Market Funds	Dreyfus Government Cash Managen	262006208	(46,000,000)	4.99	5.00	1.00	-	46,000,000
Sale	6/29/23	7/1/23	Money Market Funds	Dreyfus Government Cash Managen	262006208	(38,000,000)	4.99	5.00	1.00	-	38,000,000
Subtotals						\$ (1,081,000,000)	4.99	4.98	\$ 1.00	\$ -	\$ 1,081,000,000

Maturity	6/2/23	6/2/23	Federal Agencies	Federal Farm Credit Banks Funding	3133EMF31	\$ (100,000,000)	0.13	0.13	\$ 100.00	\$ -	\$ 100,000,000
Maturity	6/2/23	6/2/23	Federal Agencies	Federal Home Loan Banks	3130AMRY0	(15,000,000)	0.13	0.13	100.00	-	15,000,000
Maturity	6/2/23	6/2/23	Federal Agencies	Federal Home Loan Banks	313384GJ2	(75,000,000)	5.26	5.26	100.00	-	75,000,000
Maturity	6/5/23	6/5/23	Public Time Deposits	Bank of San Francisco	PPFTL68P0	(10,000,000)	4.69	4.69	100.00	-	10,000,000
Maturity	6/7/23	6/7/23	Federal Agencies	Federal Home Loan Banks	313384GP8	(50,000,000)	0.00	0.00	100.00	-	50,000,000
Maturity	6/14/23	6/14/23	Federal Agencies	Federal Farm Credit Banks Funding	3133EMH96	(50,000,000)	0.13	0.13	100.00	-	50,000,000
Maturity	6/15/23	6/15/23	U.S. Treasuries	United States Department of The Tre	912828ZU7	(150,000,000)	0.25	0.25	100.00	-	150,000,000
Maturity	6/15/23	6/15/23	Negotiable CDs	Toronto-Dominion Bank - New York I	89115B3A6	(100,000,000)	3.60	3.60	100.00	-	100,000,000
Maturity	6/15/23	6/15/23	Negotiable CDs	Royal Bank of Canada New York Brz	78012U7H2	(50,000,000)	3.68	3.68	100.00	-	50,000,000
Maturity	6/15/23	6/15/23	Negotiable CDs	Royal Bank of Canada New York Brz	78012U6W0	(50,000,000)	3.71	3.71	100.00	-	50,000,000
Maturity	6/16/23	6/16/23	Commercial Paper	MUFG Bank - New York Branch	62479MTG8	(50,000,000)	0.00	0.00	100.00	-	50,000,000
Maturity	6/16/23	6/16/23	Federal Agencies	Federal Home Loan Banks	313384GY9	(55,000,000)	0.00	0.00	100.00	-	55,000,000
Maturity	6/20/23	6/19/23	Public Time Deposits	Bridge Bank	PPG03UL74	(10,000,000)	4.72	4.72	100.00	-	10,000,000
Maturity	6/21/23	6/21/23	Federal Agencies	Federal Home Loan Banks	313384HD4	(100,000,000)	0.00	0.00	100.00	-	100,000,000
Maturity	6/26/23	6/26/23	Federal Agencies	Federal Farm Credit Banks Funding	3133EM3S9	(98,067,000)	0.20	0.20	100.00	-	98,067,000
Maturity	6/26/23	6/26/23	Federal Agencies	Federal Home Loan Banks	3130AUNE0	(29,000,000)	4.78	4.78	100.00	-	29,000,000
Maturity	6/28/23	6/28/23	Federal Agencies	Federal Farm Credit Banks Funding	313312HL7	(17,000,000)	0.00	0.00	100.00	-	17,000,000
Maturity	6/30/23	6/30/23	Commercial Paper	MUFG Bank - New York Branch	62479MTW3	(100,000,000)	0.00	0.00	100.00	-	100,000,000
Maturity	6/30/23	6/30/23	Commercial Paper	Toyota Motor Credit Corporation	89233HTW4	(150,000,000)	0.00	0.00	100.00	-	150,000,000
Maturity	6/30/23	6/30/23	U.S. Treasuries	United States Department of The Tre	91282CCK5	(50,000,000)	0.13	0.13	100.00	-	50,000,000
Maturity	6/30/23	6/30/23	U.S. Treasuries	United States Department of The Tre	912828S35	(100,000,000)	1.38	1.38	100.00	-	100,000,000
Maturity	6/30/23	6/30/23	Negotiable CDs	Toronto-Dominion Bank - New York I	89115BAW0	(50,000,000)	3.90	3.90	100.00	-	50,000,000
Maturity	6/30/23	6/30/23	Negotiable CDs	Bank of Montreal - Chicago Branch	06367CX51	(50,000,000)	3.92	3.92	100.00	-	50,000,000
Subtotals						\$ (1,509,067,000)	1.30	1.30	\$ 100.00	\$ -	\$ 1,509,067,000

Interest	6/1/23	12/1/23	Federal Agencies	Federal Farm Credit Banks Funding	3133ENGF1	---	0.50	0.57	---	\$ -	\$ 312,500
Interest	6/1/23	7/1/23	Money Market Funds	BlackRock Liquidity Funds - T-Fund	09248U718	---	4.99	5.02	---	-	118,581
Interest	6/2/23	6/2/23	Federal Agencies	Federal Farm Credit Banks Funding	3133EMF31	---	0.13	0.13	---	-	62,500
Interest	6/2/23	6/2/23	Federal Agencies	Federal Home Loan Banks	3130AMRY0	---	0.13	0.13	---	-	9,375
Interest	6/5/23	12/3/24	Federal Agencies	Federal Farm Credit Banks Funding	3133ELCP7	---	1.63	1.66	---	-	203,125
Interest	6/5/23	6/5/23	Public Time Deposits	Bank of San Francisco	PPFTL68P0	---	4.69	4.69	---	-	237,106
Interest	6/8/23	12/8/23	Federal Agencies	Federal Home Loan Banks	3130A3VC5	---	2.25	0.73	---	-	450,000
Interest	6/9/23	12/9/24	Federal Agencies	Federal Farm Credit Banks Funding	3133ENGG7	---	0.92	0.94	---	-	460,000
Interest	6/12/23	6/10/24	Federal Agencies	Federal Farm Credit Banks Funding	3133ENYH7	---	2.63	2.69	---	-	1,312,500
Interest	6/12/23	6/11/27	Federal Agencies	Federal Home Loan Banks	3130ASGU7	---	3.50	3.19	---	-	771,750
Interest	6/13/23	6/13/25	Federal Agencies	Federal Farm Credit Banks Funding	3133ENYQ7	---	2.95	2.97	---	-	737,500
Interest	6/13/23	6/13/25	Federal Agencies	Federal Home Loan Banks	3130ATST5	---	4.38	4.14	---	-	2,263,551
Interest	6/13/23	6/13/25	Federal Agencies	Federal Farm Credit Banks Funding	3133EN4B3	---	4.25	4.28	---	-	956,250
Interest	6/13/23	6/13/25	Federal Agencies	Federal Home Loan Banks	3130ASG86	---	3.38	3.13	---	-	415,800
Interest	6/14/23	6/14/24	Supranationals	International Bank for Reconstructor	45906M3B5	---	1.98	1.98	---	-	990,000
Interest	6/14/23	6/14/23	Federal Agencies	Federal Farm Credit Banks Funding	3133EMH96	---	0.13	0.13	---	-	31,250
Interest	6/14/23	6/14/24	Federal Agencies	Federal Home Loan Banks	3130ASHK8	---	3.13	3.31	---	-	878,281
Interest	6/14/23	6/14/24	Federal Agencies	Federal Home Loan Banks	3130A1XJ2	---	2.88	2.70	---	-	1,573,128
Interest	6/15/23	12/15/23	U.S. Treasuries	United States Department of The Tre	91282CBA8	---	0.13	0.57	---	-	93,750
Interest	6/15/23	6/15/23	Negotiable CDs	Royal Bank of Canada New York Brz	78012U6W0	---	3.71	3.71	---	-	1,849,847

Investment Transactions Pooled Fund

Transaction	Settle Date	Maturity	Type of Investment	Issuer Name	CUSIP	Par Value	Coupon	YTM	Price	Interest	Transaction Amount				
Interest	6/15/23	6/15/23	U.S. Treasuries	United States Department of The Tre	912828ZU7	---	0.25	0.25	---	-	187,500				
Interest	6/15/23	6/15/23	Negotiable CDs	Royal Bank of Canada New York Br	78012U7H2	---	3.68	3.68	---	-	1,799,111				
Interest	6/15/23	6/15/23	Negotiable CDs	Toronto-Dominion Bank - New York	189115B3A6	---	3.60	3.60	---	-	3,450,000				
Interest	6/16/23	12/16/25	Federal Agencies	Federal Farm Credit Banks Funding	3133ENHM5	---	1.17	1.20	---	-	555,750				
Interest	6/20/23	6/17/24	Federal Agencies	Federal Farm Credit Banks Funding	3133ENYX2	---	3.25	3.30	---	-	1,625,000				
Interest	6/20/23	6/17/25	Federal Agencies	Federal National Mortgage Associati	3135G04Z3	---	0.50	1.11	---	-	36,638				
Interest	6/20/23	6/19/23	Public Time Deposits	Bridge Bank	PPG03UL74	---	4.72	4.72	---	-	237,673				
Interest	6/20/23	12/20/24	Federal Agencies	Federal Farm Credit Banks Funding	3133EN4N7	---	4.25	4.35	---	-	1,275,000				
Interest	6/20/23	12/20/23	Federal Agencies	Federal Farm Credit Banks Funding	3133ENHR4	---	0.68	0.70	---	-	380,800				
Interest	6/26/23	6/26/23	Federal Agencies	Federal Farm Credit Banks Funding	3133EM3S9	---	0.20	0.20	---	-	98,067				
Interest	6/26/23	6/26/23	Federal Agencies	Federal Home Loan Banks	3130AUNE0	---	4.78	4.78	---	-	577,583				
Interest	6/28/23	6/28/27	Federal Agencies	Federal Farm Credit Banks Funding	3133ENZK9	---	3.24	3.06	---	-	451,413				
Interest	6/28/23	6/28/24	Federal Agencies	Federal Farm Credit Banks Funding	3133ENZS2	---	3.10	3.13	---	-	1,550,000				
Interest	6/29/23	12/29/25	Federal Agencies	Federal Farm Credit Banks Funding	3133EN5E6	---	4.00	4.11	---	-	1,200,000				
Interest	6/30/23	7/1/23	Money Market Funds	Morgan Stanley Institutional Liquidity	61747C319	---	5.03	5.04	---	-	3,416,769				
Interest	6/30/23	6/30/25	U.S. Treasuries	United States Department of The Tre	912828ZW3	---	0.25	0.66	---	-	562,500				
Interest	6/30/23	6/30/25	Federal Agencies	Federal Home Loan Banks	3130AN4A5	---	0.70	0.62	---	-	61,880				
Interest	6/30/23	6/30/23	Negotiable CDs	Bank of Montreal - Chicago Branch	06367CX51	---	3.92	3.92	---	-	1,872,889				
Interest	6/30/23	6/30/23	Negotiable CDs	Toronto-Dominion Bank - New York	189115BAW0	---	3.90	3.90	---	-	1,874,167				
Interest	6/30/23	6/30/23	U.S. Treasuries	United States Department of The Tre	91282CCK5	---	0.13	0.13	---	-	31,250				
Interest	6/30/23	12/31/25	U.S. Treasuries	United States Department of The Tre	91282CBC4	---	0.38	0.64	---	-	187,500				
Interest	6/30/23	6/30/26	U.S. Treasuries	United States Department of The Tre	91282CCJ8	---	0.88	0.89	---	-	1,968,750				
Interest	6/30/23	12/31/24	U.S. Treasuries	United States Department of The Tre	912828YY0	---	1.75	0.57	---	-	437,500				
Interest	6/30/23	6/30/23	U.S. Treasuries	United States Department of The Tre	912828S35	---	1.38	1.38	---	-	687,500				
Interest	6/30/23	12/31/26	U.S. Treasuries	United States Department of The Tre	91282CDQ1	---	1.25	2.55	---	-	312,500				
Interest	6/30/23	7/1/23	Money Market Funds	Dreyfus Government Cash Managen	262006208	---	4.99	5.00	---	-	2,774,105				
Interest	6/30/23	7/1/23	Money Market Funds	Fidelity Colchester Street Trust - Gov	31607A703	---	5.03	5.02	---	-	3,433,318				
Interest	6/30/23	7/1/23	Money Market Funds	Money Market Obligations Trust - Fe	608919718	---	4.99	4.99	---	-	69,697				
Interest	6/30/23	7/1/23	Money Market Funds	State Street Institutional U.S. Govern	85749T517	---	5.00	5.01	---	-	619,993				
Subtotals						\$	-	3.51	3.49	\$	-	\$	-	\$	45,461,645

Grand Totals	46	Purchases
	(16)	Sales
	(23)	Maturities / Calls
	7	Change in number of positions