



## Memorandum

### AGENDA ITEM 9

**DATE:** September 22, 2022  
**TO:** Transportation Authority Board  
**FROM:** Cynthia Fong – Deputy Director for Finance and Administration  
**SUBJECT:** 09/27/2022 Board Meeting: Investment Report and Debt Expenditure Report for the Quarter Ended June 30, 2022

<p><b>RECOMMENDATION</b>      <input checked="" type="checkbox"/> Information      <input type="checkbox"/> Action</p> <p>None. This is an information item.</p> <p><b>SUMMARY</b></p> <p>The Transportation Authority’s Investment Policy directs that a review of portfolio compliance be presented quarterly. As year-end closing is just wrapping up, the investment report for the quarter ended June 30, 2022, is presented independently. Following the annual audit, the Annual Comprehensive Financial Report will be presented to the Board along with the results of the fiscal audit, single audit, and management review.</p>	<p><input type="checkbox"/> Fund Allocation</p> <p><input type="checkbox"/> Fund Programming</p> <p><input type="checkbox"/> Policy/Legislation</p> <p><input type="checkbox"/> Plan/Study</p> <p><input type="checkbox"/> Capital Project Oversight/Delivery</p> <p><input checked="" type="checkbox"/> Budget/Finance</p> <p><input type="checkbox"/> Contract/Agreement</p> <p><input type="checkbox"/> Other: _____</p>
--	---

### BACKGROUND

Our Investment Policy directs a submittal of portfolio compliance with the Investment Policy at the end of the quarter. Usually, this is presented in conjunction with, and in the context of, a quarterly Internal Accounting Report. However, since fiscal year-end project accruals are still being submitted, the Internal Accounting Report is not available at this time.

### DISCUSSION

**Investment Report.** Our investment policies and practices are subject to, and limited by, applicable provisions of state law and prudent money management principles. All investable funds are invested in accordance with our Investment Policy and applicable provisions of California Government Code Section 53600 et seq. Any investment of bond proceeds will be further restricted by the provisions of relevant bond documents.



We observe the “Prudent Investor” standard, as stated in California Government Code Section 53600.3, applied in the context of managing an overall portfolio. Investments are to be made with care, skill, prudence, and diligence, taking into account the prevailing circumstances, including, but not limited to, general economic conditions, our anticipated needs, and other relevant factors that a prudent person of a like character and purpose, acting in a fiduciary capacity and familiar with those matters, would use in the stewardship of funds.

The primary objectives for the investment activities, in order of priority, are:

- 1) **Safety.** Safety of the principal is the foremost objective of the investment program. Investments will be undertaken in a manner that seeks to ensure preservation of the principal of the funds under its control.
- 2) **Liquidity.** The investment portfolio will remain sufficiently liquid to enable us to meet its reasonably anticipated cash flow requirements.
- 3) **Return on Investment.** The investment portfolio will be managed with the objective of attaining a market rate of return throughout budgetary and economic cycles, commensurate with the investment risk parameters and the cash flow characteristics of the portfolio.

Permitted investment instruments are specifically listed in our Investment Policy and include the San Francisco City and County Treasury Pool (Treasury Pool), certificates of deposit, and money market funds.

**Investment Compliance.** As of June 30, the Transportation Authority’s bank accounts total to \$107.0 million and approximately 48.7 percent of this amount was invested in the Treasury Pool. The remaining funds are held in bank accounts for daily operations. These investments are in compliance with the California Government Code and our Board-adopted Investment Policy and provide sufficient liquidity to meet expenditure requirements. Attachment 1 is the investment report furnished by the Office of the Treasurer and Tax Collector for the period ended on June 30, 2022.

**Debt Expenditure Compliance.** In October 2021, the Transportation Authority entered into a 3-year Revolving Credit (loan) Agreement with U.S. Bank for a total amount of \$125 million. As of June 30, 2022, the Transportation Authority does not have any outstanding balance in the loan.

As of June 30, 2022, total outstanding bond principal and premium balance is \$225.3 million. We made cumulative payments of \$74.5 million, including principal payment of \$39.9 million and interest payment of \$34.6 million.

**Credit Rating.** On June 23, 2022, Fitch Ratings affirmed the Transportation Authority’s sales tax revenue bonds with a rating of AAA and a stable financial outlook. The affirmation reflects the structure's very strong resilience and financial capacity despite the sharp drop in sales taxes due to the pandemic. Fiscal year 2022 revenue performance has been solid with strong year-to-year recovery in each month through March 2022. Fitch expects sales tax revenues growth to recover to its historical trend of growth between inflation and U.S. GDP.



### **FINANCIAL IMPACT**

None. This is an information item.

### **CAC POSITION**

None. This is an information item.

### **SUPPLEMENTAL MATERIALS**

- Attachment 1 – City and County of San Francisco Investment Report for the Month of June 2022

**Office of the Treasurer & Tax Collector  
City and County of San Francisco**



José Cisneros, Treasurer

Tajel Shah, Chief Assistant Treasurer  
Hubert R White, III CFA, CTP, Chief Investment Officer

Investment Report for the month of June 2022

July 15, 2022

**The Honorable London N. Breed  
Mayor of San Francisco  
City Hall, Room 200  
1 Dr. Carlton B. Goodlett Place  
San Francisco, CA 94102-4638**

**The Honorable Board of Supervisors  
City and County of San Francisco  
City Hall, Room 244  
1 Dr. Carlton B. Goodlett Place  
San Francisco, CA 94102-4638**

Colleagues,

In accordance with the provisions of California State Government Code, Section 53646, we forward this report detailing the City's pooled fund portfolio as of June 30, 2022. These investments provide sufficient liquidity to meet expenditure requirements for the next six months and are in compliance with our statement of investment policy and California Code.

This correspondence and its attachments show the investment activity for the month of June 2022 for the portfolios under the Treasurer's management. All pricing and valuation data is obtained from Interactive Data Corporation.

**CCSF Pooled Fund Investment Earnings Statistics \***

<i>(in \$ million)</i>	<b>Current Month</b>		<b>Prior Month</b>	
	<b>Fiscal YTD</b>	<b>June 2022</b>	<b>Fiscal YTD</b>	<b>May 2022</b>
Average Daily Balance	\$ 13,633	\$ 14,913	\$ 13,518	\$ 14,875
Net Earnings	81.63	11.21	70.42	9.85
Earned Income Yield	0.60%	0.91%	0.57%	0.78%

**CCSF Pooled Fund Statistics \***

<i>(in \$ million)</i>	<b>% of Portfolio</b>	<b>Book Value</b>	<b>Market Value</b>	<b>Wtd. Avg. Coupon</b>	<b>Wtd. Avg. YTM</b>	<b>WAM</b>
<b>Investment Type</b>						
U.S. Treasuries	29.28%	\$ 4,482.7	\$ 4,253.4	0.83%	0.77%	879
Federal Agencies	31.60%	4,761.8	4,590.1	1.12%	1.11%	832
Public Time Deposits	0.28%	40.0	40.0	1.41%	1.41%	123
Negotiable CDs	13.45%	1,960.0	1,953.3	1.26%	1.26%	143
Commercial Paper	4.67%	676.9	677.9	0.00%	1.32%	56
Money Market Funds	16.80%	2,440.7	2,440.7	1.08%	1.08%	1
Supranationals	3.93%	596.2	570.7	0.31%	0.80%	674
<b>Totals</b>	<b>100.0%</b>	<b>\$ 14,958.3</b>	<b>\$ 14,526.2</b>	<b>1.01%</b>	<b>1.03%</b>	<b>569</b>

In the remainder of this report, we provide additional information and analytics at the security-level and portfolio-level, as recommended by the California Debt and Investment Advisory Commission.

Respectfully,

**José Cisneros  
Treasurer**

cc: Treasury Oversight Committee: Aimee Brown, Kevin Kone, Brenda Kwee McNulty, Meghan Wallace  
Ben Rosenfield - Contoller, Office of the Contoller  
Mark de la Rosa - Director of Audits, Office of the Contoller  
Mayor's Office of Public Policy and Finance  
San Francisco County Transportation Authority  
San Francisco Public Library  
San Francisco Health Service System

# Portfolio Summary

## Pooled Fund

As of June 30, 2022

<i>(in \$ million)</i>							
<b>Security Type</b>	<b>Par Value</b>	<b>Book Value</b>	<b>Market Value</b>	<b>Market/Book Price</b>	<b>Current % Allocation</b>	<b>Max. Policy Allocation</b>	<b>Compliant?</b>
U.S. Treasuries	\$ 4,475.0	\$ 4,482.7	\$ 4,253.4	94.89	29.28%	100%	Yes
Federal Agencies	4,760.3	4,761.8	4,590.1	96.39	31.60%	100%	Yes
State & Local Government							
Agency Obligations	-	-	-	-	0.00%	20%	Yes
Public Time Deposits	40.0	40.0	40.0	100.00	0.28%	100%	Yes
Negotiable CDs	1,960.0	1,960.0	1,953.3	99.66	13.45%	30%	Yes
Bankers Acceptances	-	-	-	-	0.00%	40%	Yes
Commercial Paper	680.0	676.9	677.9	-	4.67%	25%	Yes
Medium Term Notes	-	-	-	-	0.00%	30%	Yes
Repurchase Agreements	-	-	-	-	0.00%	10%	Yes
Reverse Repurchase/ Securities Lending Agreements	-	-	-	-	0.00%	\$75mm	Yes
Money Market Funds - Government	2,440.7	2,440.7	2,440.7	100.00	16.80%	20%	Yes
LAIF	-	-	-	-	0.00%	\$50mm	Yes
Supranationals	588.5	596.2	570.7	95.74	3.93%	30%	Yes
<b>TOTAL</b>	<b>\$ 14,944.6</b>	<b>\$ 14,958.3</b>	<b>\$ 14,526.2</b>	<b>97.11</b>	<b>100.00%</b>	<b>-</b>	<b>Yes</b>

The City and County of San Francisco uses the following methodology to determine compliance: Compliance is pre-trade and calculated on a par value basis of the overall portfolio value. Cash balances are included in the City's compliance calculations.

Please note the information in this report does not include cash balances. Due to fluctuations in the market value of the securities held in the Pooled Fund and changes in the City's cash position, the allocation limits may be exceeded on a post-trade compliance basis. In these instances, no compliance violation has occurred, as the policy limits were not exceeded prior to trade execution. The full Investment Policy can be found at <https://sftreasurer.org/banking-investments/investments>

Totals may not add due to rounding.

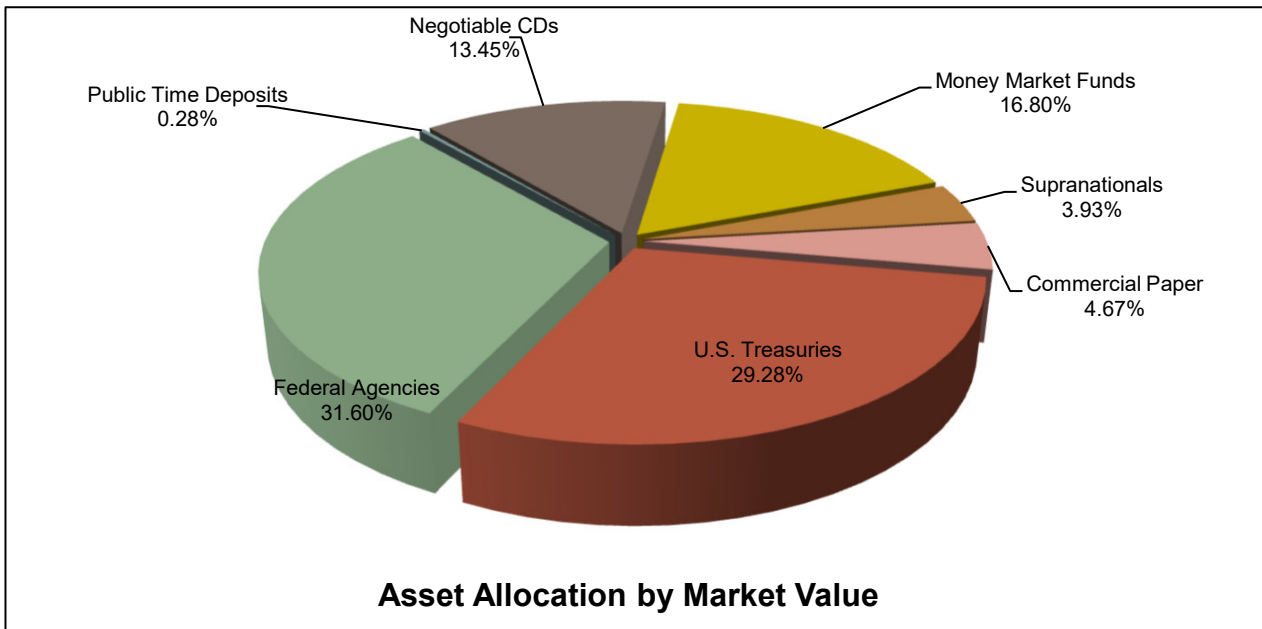
# City and County of San Francisco

## Pooled Fund Portfolio Statistics

For the month ended June 30, 2022

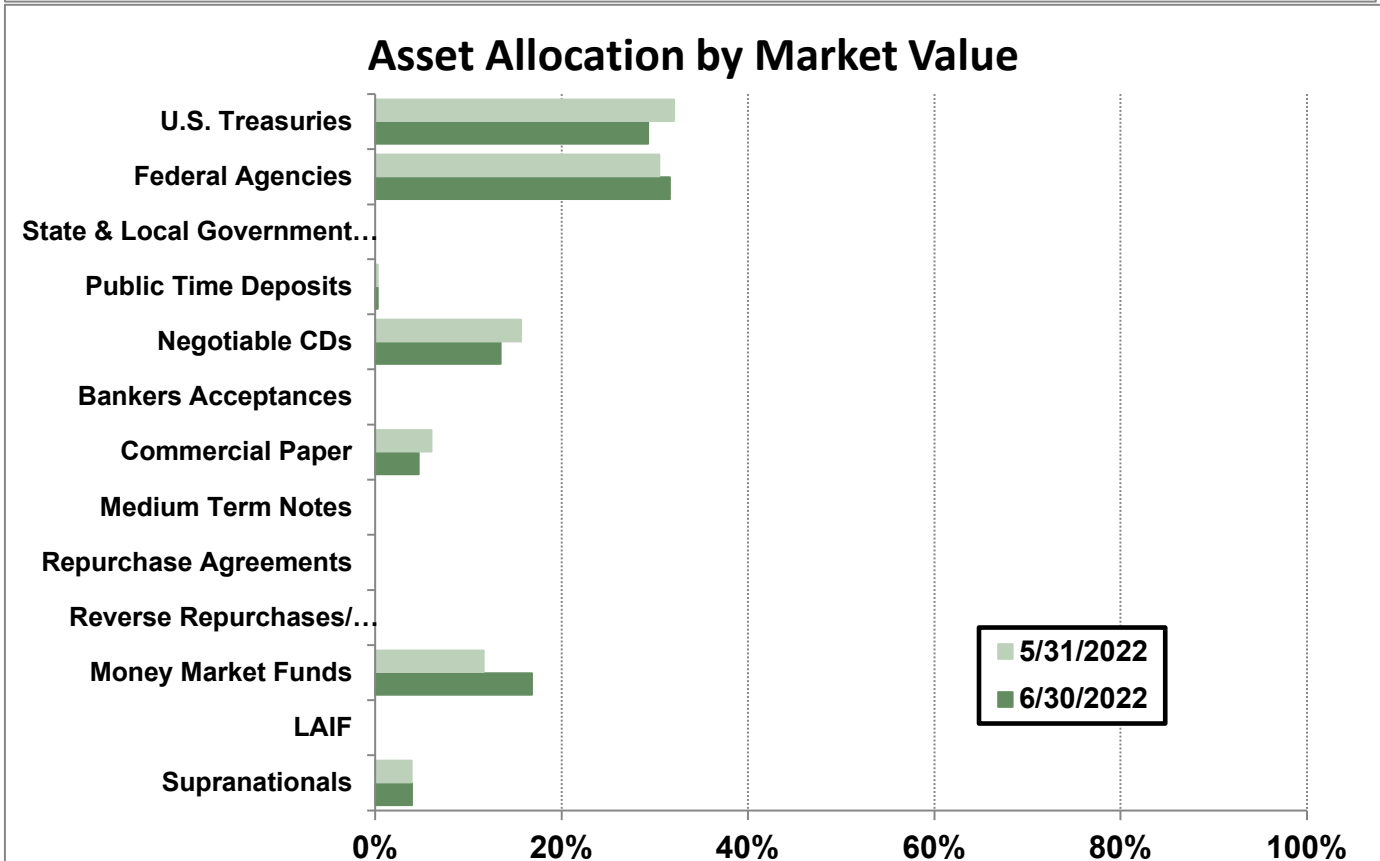
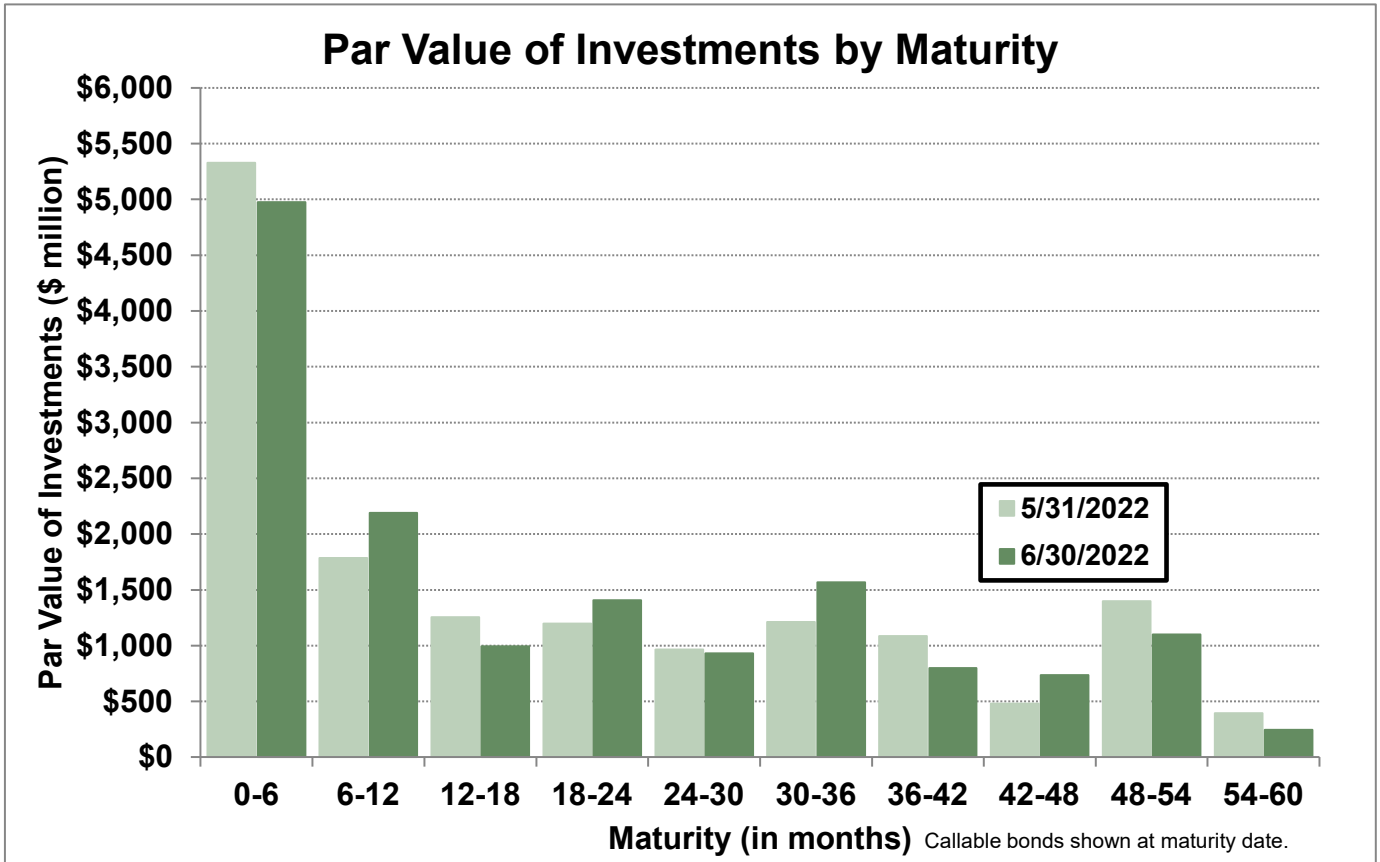
Average Daily Balance	\$14,913,233,332
Net Earnings	\$11,212,819
Earned Income Yield	0.91%
Weighted Average Maturity	569 days

Investment Type	(\$ million)	Par Value	Book Value	Market Value
U.S. Treasuries		\$ 4,475.0	\$ 4,482.7	\$ 4,253.4
Federal Agencies		4,760.3	4,761.8	4,590.1
Public Time Deposits		40.0	40.0	40.0
Negotiable CDs		1,960.0	1,960.0	1,953.3
Commercial Paper		680.0	676.9	677.9
Money Market Funds		2,440.7	2,440.7	2,440.7
Supranationals		588.5	596.2	570.7
<b>Total</b>		<b>\$ 14,944.6</b>	<b>\$ 14,958.3</b>	<b>\$ 14,526.2</b>



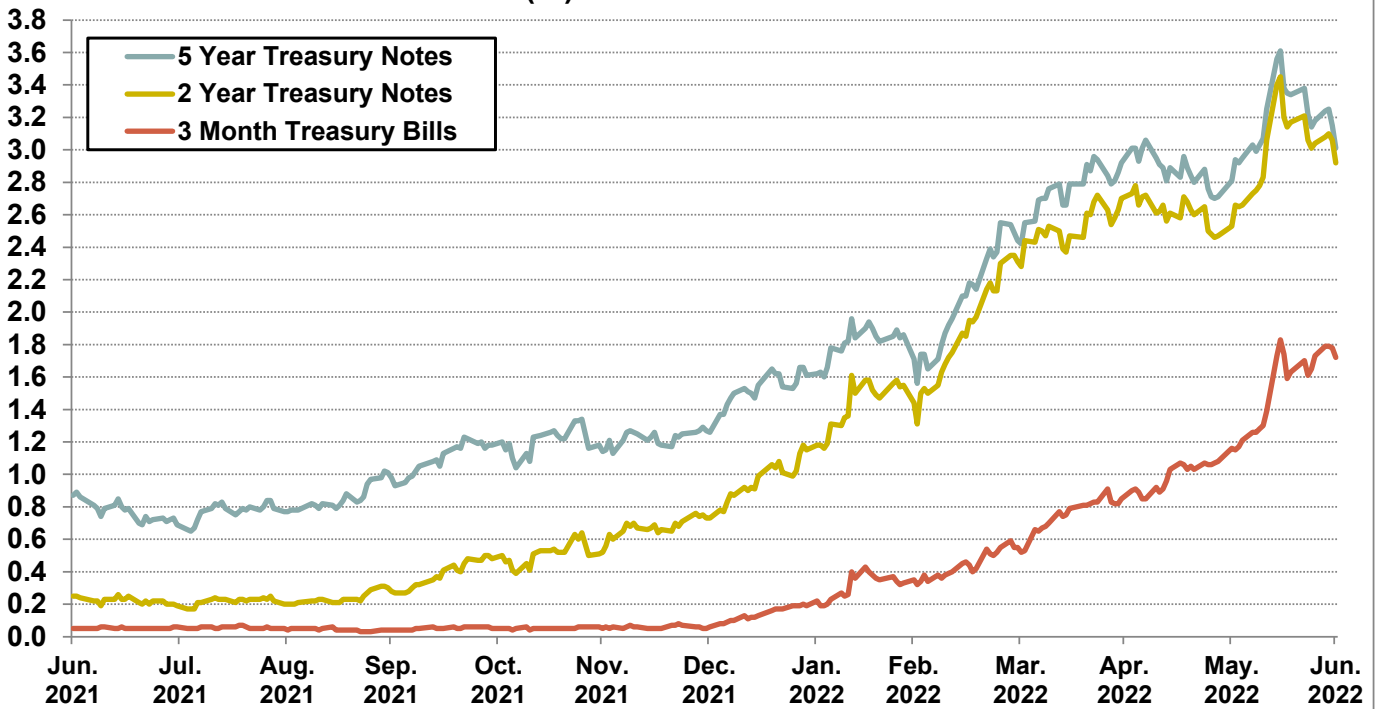
# Portfolio Analysis

## Pooled Fund



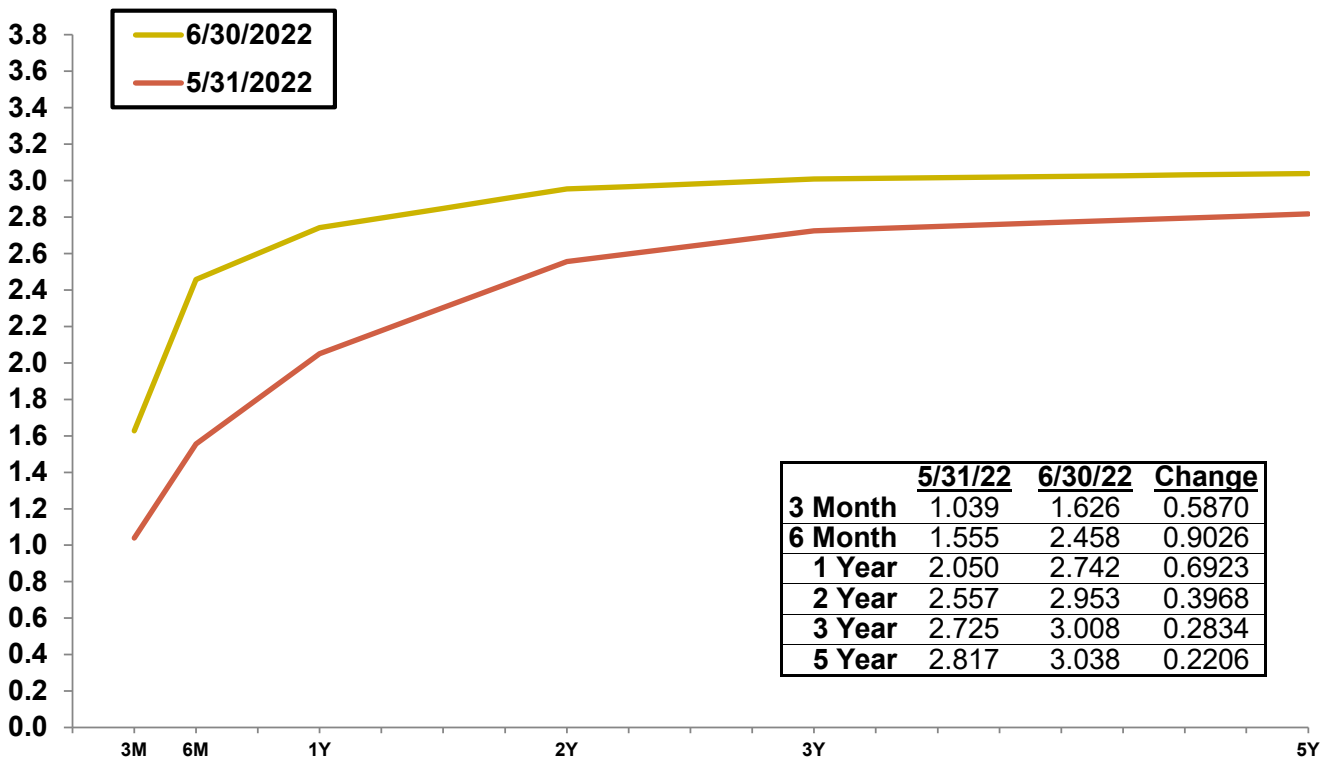
# Yield Curves

## Yields (%) on Benchmark Indices



Source: Bloomberg

## U.S. Treasury Yield Curves



	5/31/22	6/30/22	Change
<b>3 Month</b>	1.039	1.626	0.5870
<b>6 Month</b>	1.555	2.458	0.9026
<b>1 Year</b>	2.050	2.742	0.6923
<b>2 Year</b>	2.557	2.953	0.3968
<b>3 Year</b>	2.725	3.008	0.2834
<b>5 Year</b>	2.817	3.038	0.2206

Source: Bloomberg



# Investment Inventory

## Pooled Fund

As of June 30, 2022

Type of Investment	CUSIP	Issuer Name	Maturity		Coupon	Par Value	Book Value	Amortized	
			Settle Date	Date				Book Value	Market Value
U.S. Treasuries	912828YA2	US TREASURY	3/30/2021	8/15/2022	1.50	\$ 100,000,000	\$ 101,933,594	\$ 100,172,986	\$ 100,006,000
U.S. Treasuries	91282CAG6	US TREASURY	3/30/2021	8/31/2022	0.13	50,000,000	50,019,531	50,002,296	49,880,500
U.S. Treasuries	912796U56	TREASURY BILL	3/29/2022	9/22/2022	0.00	50,000,000	49,759,821	49,887,374	49,813,250
U.S. Treasuries	912796U64	TREASURY BILL	3/31/2022	9/29/2022	0.00	50,000,000	49,734,584	49,868,750	49,795,000
U.S. Treasuries	912796M89	TREASURY BILL	4/7/2022	10/6/2022	0.00	50,000,000	49,719,417	49,850,458	49,766,300
U.S. Treasuries	912796V63	TREASURY BILL	4/21/2022	10/20/2022	0.00	50,000,000	49,684,028	49,807,292	49,705,750
U.S. Treasuries	912828TY6	US TREASURY	4/8/2021	11/15/2022	1.63	50,000,000	51,201,172	50,280,820	49,875,000
U.S. Treasuries	912796P94	TREASURY BILL	12/13/2021	12/1/2022	0.00	50,000,000	49,878,019	49,947,130	49,531,700
U.S. Treasuries	912828Z86	US TREASURY	8/17/2021	2/15/2023	1.38	50,000,000	50,923,828	50,386,758	49,603,500
U.S. Treasuries	912828Z86	US TREASURY	3/3/2022	2/15/2023	1.38	50,000,000	50,196,402	50,108,933	49,603,500
U.S. Treasuries	912828ZD5	US TREASURY	3/18/2021	3/15/2023	0.50	50,000,000	50,335,938	50,118,756	49,224,500
U.S. Treasuries	91282CBU4	US TREASURY	5/4/2021	3/31/2023	0.13	50,000,000	49,972,656	49,989,275	49,025,500
U.S. Treasuries	912828ZU7	US TREASURY	3/12/2021	6/15/2023	0.25	50,000,000	50,066,406	50,028,092	48,748,000
U.S. Treasuries	912828ZU7	US TREASURY	4/8/2021	6/15/2023	0.25	50,000,000	50,072,266	50,072,605	48,748,000
U.S. Treasuries	912828ZU7	US TREASURY	6/24/2021	6/15/2023	0.25	50,000,000	49,998,047	49,999,055	48,748,000
U.S. Treasuries	912828S35	US TREASURY	1/9/2020	6/30/2023	1.38	50,000,000	49,605,469	49,886,743	49,248,000
U.S. Treasuries	912828S35	US TREASURY	6/24/2021	6/30/2023	1.38	50,000,000	51,138,672	50,563,148	49,248,000
U.S. Treasuries	91282CCK5	US TREASURY	6/30/2021	6/30/2023	0.13	50,000,000	49,865,234	49,932,802	48,638,500
U.S. Treasuries	912828S92	US TREASURY	4/1/2021	7/31/2023	1.25	50,000,000	51,220,703	50,566,601	49,119,000
U.S. Treasuries	912828S92	US TREASURY	4/1/2021	7/31/2023	1.25	50,000,000	51,218,750	50,565,695	49,119,000
U.S. Treasuries	91282CAK7	US TREASURY	8/10/2021	9/15/2023	0.13	50,000,000	49,886,719	49,934,782	48,351,500
U.S. Treasuries	912828WE6	US TREASURY	12/17/2019	11/15/2023	2.75	50,000,000	51,960,938	50,688,867	49,877,000
U.S. Treasuries	91282CBA8	US TREASURY	3/19/2021	12/15/2023	0.13	50,000,000	49,767,578	49,876,475	48,010,000
U.S. Treasuries	91282CBA8	US TREASURY	12/9/2021	12/15/2023	0.13	50,000,000	49,402,344	49,567,998	48,010,000
U.S. Treasuries	91282CBA8	US TREASURY	12/15/2021	12/15/2023	0.13	50,000,000	49,443,359	49,594,339	48,010,000
U.S. Treasuries	9128285Z9	US TREASURY	10/4/2021	1/31/2024	2.50	50,000,000	52,511,719	51,712,939	49,658,000
U.S. Treasuries	91282CDV0	US TREASURY	2/23/2022	1/31/2024	0.88	50,000,000	49,418,422	49,500,950	48,416,000
U.S. Treasuries	91282CDV0	US TREASURY	4/11/2022	1/31/2024	0.88	50,000,000	48,690,068	48,776,616	48,416,000
U.S. Treasuries	912828B66	US TREASURY	4/11/2022	2/15/2024	2.75	50,000,000	50,458,909	50,220,000	49,859,500
U.S. Treasuries	91282CBR1	US TREASURY	3/8/2022	3/15/2024	0.25	50,000,000	48,708,984	48,910,159	47,777,500
U.S. Treasuries	91282CGC3	US TREASURY	7/2/2021	5/15/2024	0.25	50,000,000	49,718,750	49,816,436	47,560,500
U.S. Treasuries	912828XT2	US TREASURY	7/6/2021	5/31/2024	2.00	50,000,000	52,263,672	51,494,878	49,136,500
U.S. Treasuries	91282CCL3	US TREASURY	8/6/2021	7/15/2024	0.38	50,000,000	49,998,047	49,998,645	47,469,000
U.S. Treasuries	91282CCL3	US TREASURY	8/9/2021	7/15/2024	0.38	50,000,000	49,960,938	49,972,828	47,469,000
U.S. Treasuries	91282CCL3	US TREASURY	4/12/2022	7/15/2024	0.38	50,000,000	47,617,328	47,807,682	47,469,000
U.S. Treasuries	912828Y87	US TREASURY	3/30/2021	7/31/2024	1.75	50,000,000	52,210,938	51,380,249	48,787,000
U.S. Treasuries	91282CCT6	US TREASURY	8/25/2021	8/15/2024	0.38	50,000,000	49,898,438	49,927,429	47,342,000
U.S. Treasuries	912828YM6	US TREASURY	4/15/2021	10/31/2024	1.50	50,000,000	51,746,094	51,150,130	48,347,500
U.S. Treasuries	912828G38	US TREASURY	3/9/2021	11/15/2024	2.25	50,000,000	53,160,156	52,036,389	49,181,500
U.S. Treasuries	912828G38	US TREASURY	3/12/2021	11/15/2024	2.25	50,000,000	53,228,516	52,085,083	49,181,500
U.S. Treasuries	912828YY0	US TREASURY	3/15/2021	12/31/2024	1.75	50,000,000	52,226,563	51,467,252	48,502,000
U.S. Treasuries	912828Z52	US TREASURY	3/30/2021	1/31/2025	1.38	50,000,000	51,515,625	51,020,859	48,000,000
U.S. Treasuries	912828Z52	US TREASURY	4/15/2021	1/31/2025	1.38	50,000,000	51,507,813	51,027,313	48,000,000
U.S. Treasuries	912828ZC7	US TREASURY	3/15/2021	2/28/2025	1.13	50,000,000	51,011,719	50,680,776	47,636,500
U.S. Treasuries	912828ZC7	US TREASURY	3/31/2021	2/28/2025	1.13	50,000,000	50,998,047	50,679,091	47,636,500
U.S. Treasuries	912828ZF0	US TREASURY	4/15/2021	3/31/2025	0.50	50,000,000	49,779,297	49,846,759	46,713,000
U.S. Treasuries	912828ZF0	US TREASURY	4/19/2021	3/31/2025	0.50	50,000,000	49,839,844	49,888,490	46,713,000
U.S. Treasuries	912828ZL7	US TREASURY	5/18/2021	4/30/2025	0.38	50,000,000	49,615,234	49,724,291	46,453,000
U.S. Treasuries	912828XB1	US TREASURY	9/2/2021	5/15/2025	2.13	50,000,000	52,849,609	52,212,613	48,824,000

# Investment Inventory

## Pooled Fund

Type of Investment	CUSIP	Issuer Name	Maturity			Par Value	Book Value	Amortized	
			Settle Date	Date	Coupon			Book Value	Market Value
U.S. Treasuries	912828ZW3	US TREASURY	3/8/2021	6/30/2025	0.25	50,000,000	49,140,625	49,402,530	46,086,000
U.S. Treasuries	912828ZW3	US TREASURY	3/9/2021	6/30/2025	0.25	50,000,000	49,042,969	49,334,213	46,086,000
U.S. Treasuries	912828ZW3	US TREASURY	5/12/2021	6/30/2025	0.25	50,000,000	49,281,250	49,478,787	46,086,000
U.S. Treasuries	912828ZW3	US TREASURY	5/13/2021	6/30/2025	0.25	50,000,000	49,183,594	49,407,578	46,086,000
U.S. Treasuries	912828ZW3	US TREASURY	5/18/2021	6/30/2025	0.25	50,000,000	49,253,906	49,456,800	46,086,000
U.S. Treasuries	912828ZW3	US TREASURY	7/12/2021	6/30/2025	0.25	50,000,000	49,310,547	49,478,985	46,086,000
U.S. Treasuries	912828ZW3	US TREASURY	8/5/2021	6/30/2025	0.25	50,000,000	49,500,000	49,615,789	46,086,000
U.S. Treasuries	912828ZW3	US TREASURY	8/6/2021	6/30/2025	0.25	50,000,000	49,406,250	49,543,430	46,086,000
U.S. Treasuries	912828ZW3	US TREASURY	12/7/2021	6/30/2025	0.25	50,000,000	48,628,906	48,846,005	46,086,000
U.S. Treasuries	91282CAB7	US TREASURY	8/5/2021	7/31/2025	0.25	50,000,000	49,458,984	49,581,605	45,959,000
U.S. Treasuries	91282CAB7	US TREASURY	8/6/2021	7/31/2025	0.25	50,000,000	49,363,281	49,507,254	45,959,000
U.S. Treasuries	91282CAM3	US TREASURY	5/12/2021	9/30/2025	0.25	50,000,000	49,109,375	49,340,092	45,732,500
U.S. Treasuries	91282CAM3	US TREASURY	7/26/2021	9/30/2025	0.25	50,000,000	49,281,250	49,441,286	45,732,500
U.S. Treasuries	91282CAT8	US TREASURY	2/25/2021	10/31/2025	0.25	50,000,000	49,298,828	49,500,277	45,615,500
U.S. Treasuries	91282CAT8	US TREASURY	3/2/2021	10/31/2025	0.25	50,000,000	49,078,125	49,078,125	45,615,500
U.S. Treasuries	91282CAT8	US TREASURY	3/4/2021	10/31/2025	0.25	50,000,000	49,048,828	49,319,314	45,615,500
U.S. Treasuries	91282CBC4	US TREASURY	2/25/2021	12/31/2025	0.38	50,000,000	49,455,078	49,606,240	45,623,000
U.S. Treasuries	91282CBC4	US TREASURY	2/26/2021	12/31/2025	0.38	50,000,000	49,271,484	49,473,278	45,623,000
U.S. Treasuries	91282CBW0	US TREASURY	6/28/2021	4/30/2026	0.75	50,000,000	49,662,109	49,732,479	45,959,500
U.S. Treasuries	91282CBW0	US TREASURY	7/2/2021	4/30/2026	0.75	50,000,000	49,730,469	49,786,118	45,894,500
U.S. Treasuries	912828R36	US TREASURY	7/23/2021	5/15/2026	1.63	50,000,000	52,203,125	51,773,033	47,443,500
U.S. Treasuries	912828R36	US TREASURY	8/27/2021	5/15/2026	1.63	50,000,000	51,890,625	51,552,464	47,443,500
U.S. Treasuries	91282CCJ8	US TREASURY	7/2/2021	6/30/2026	0.88	50,000,000	49,931,641	49,945,283	45,963,000
U.S. Treasuries	91282CCJ8	US TREASURY	7/14/2021	6/30/2026	0.88	50,000,000	50,070,313	50,056,654	45,963,000
U.S. Treasuries	91282CCJ8	US TREASURY	7/22/2021	6/30/2026	0.88	50,000,000	50,345,703	50,279,782	45,963,000
U.S. Treasuries	91282CCJ8	US TREASURY	7/22/2021	6/30/2026	0.88	50,000,000	50,328,125	50,265,556	45,963,000
U.S. Treasuries	91282CCJ8	US TREASURY	8/6/2021	6/30/2026	0.88	50,000,000	50,406,250	50,331,540	45,963,000
U.S. Treasuries	91282CCJ8	US TREASURY	8/10/2021	6/30/2026	0.88	50,000,000	50,240,234	50,196,494	45,963,000
U.S. Treasuries	91282CCJ8	US TREASURY	9/24/2021	6/30/2026	0.88	50,000,000	49,937,500	49,947,557	45,963,000
U.S. Treasuries	91282CCJ8	US TREASURY	10/14/2021	6/30/2026	0.88	50,000,000	49,593,750	49,655,160	45,963,000
U.S. Treasuries	91282CCJ8	US TREASURY	1/4/2022	6/30/2026	0.88	50,000,000	49,027,344	49,133,041	45,963,000
U.S. Treasuries	91282CCW9	US TREASURY	9/28/2021	8/31/2026	0.75	50,000,000	49,449,219	49,533,766	45,576,000
U.S. Treasuries	91282CC22	US TREASURY	10/8/2021	9/30/2026	0.88	50,000,000	49,689,453	49,734,891	45,730,450
U.S. Treasuries	91282CC22	US TREASURY	10/8/2021	9/30/2026	0.88	50,000,000	49,671,875	49,719,884	45,730,450
U.S. Treasuries	91282CC22	US TREASURY	10/19/2021	9/30/2026	0.88	50,000,000	49,318,359	49,414,551	45,730,450
U.S. Treasuries	91282CDK4	US TREASURY	12/3/2021	11/30/2026	1.25	50,000,000	50,072,266	50,063,941	46,361,350
U.S. Treasuries	91282CDK4	US TREASURY	12/7/2021	11/30/2026	1.25	50,000,000	50,117,188	50,103,916	46,361,350
U.S. Treasuries	91282CDK4	US TREASURY	3/29/2022	11/30/2026	1.25	50,000,000	47,078,125	47,239,025	46,361,350
U.S. Treasuries	91282CDQ1	US TREASURY	3/29/2022	12/31/2026	1.25	50,000,000	47,107,422	47,263,867	46,283,000
U.S. Treasuries	91282CEF4	US TREASURY	4/6/2022	3/31/2027	2.50	25,000,000	24,768,058	24,769,257	24,427,725
<b>Subtotals</b>					<b>0.83</b>	<b>\$ 4,475,000,000</b>	<b>\$ 4,482,692,634</b>	<b>\$ 4,473,167,660</b>	<b>\$ 4,253,408,625</b>
Federal Agencies	313385F92	FED HOME LN DISCOUNT NT	5/10/2022	9/16/2022	0.00	\$ 25,000,000	\$ 24,899,667	\$ 24,940,111	\$ 24,898,500
Federal Agencies	3133EHZP1	FEDERAL FARM CREDIT BANK	3/18/2020	9/20/2022	1.85	25,000,000	25,718,750	25,063,558	25,018,000
Federal Agencies	3133ELVL5	FEDERAL FARM CREDIT BANK	4/3/2020	10/3/2022	0.70	40,000,000	39,990,000	39,998,970	39,915,200
Federal Agencies	3133EMS45	FEDERAL FARM CREDIT BANK	7/14/2021	12/14/2022	0.11	50,000,000	49,992,900	49,997,725	49,361,500
Federal Agencies	3133EMWK4	FEDERAL FARM CREDIT BANK	5/18/2021	1/19/2023	0.14	60,000,000	59,987,400	59,995,834	59,218,800
Federal Agencies	3133ELJH8	FEDERAL FARM CREDIT BANK	3/25/2020	1/23/2023	1.60	10,140,000	10,384,141	10,388,639	10,077,132
Federal Agencies	3133EMPH9	FEDERAL FARM CREDIT BANK	3/3/2022	2/3/2023	0.13	45,500,000	45,101,055	45,240,060	44,835,700
Federal Agencies	3133827H0	FEDERAL HOME LOAN BANK	3/7/2022	2/6/2023	2.14	44,400,000	44,908,503	44,679,376	44,273,460

# Investment Inventory

## Pooled Fund

Type of Investment	CUSIP	Issuer Name	Maturity			Par Value	Amortized		Market Value
			Settle Date	Date	Coupon		Book Value	Book Value	
Federal Agencies	3133ENDQ0	FEDERAL FARM CREDIT BANK	11/12/2021	2/10/2023	0.16	50,000,000	49,899,789	49,950,665	49,300,834
Federal Agencies	3133EMUH3	FEDERAL FARM CREDIT BANK	3/31/2021	3/23/2023	0.13	65,000,000	64,955,150	64,983,538	63,815,700
Federal Agencies	3133EMVP4	FEDERAL FARM CREDIT BANK	4/13/2021	4/13/2023	0.13	20,000,000	19,973,600	19,989,657	19,589,800
Federal Agencies	3133EMVP4	FEDERAL FARM CREDIT BANK	4/13/2021	4/13/2023	0.13	25,000,000	24,967,000	24,987,071	24,487,250
Federal Agencies	3133EMVP4	FEDERAL FARM CREDIT BANK	4/13/2021	4/13/2023	0.13	50,000,000	49,934,000	49,974,142	48,974,500
Federal Agencies	3133EMXM9	FEDERAL FARM CREDIT BANK	5/5/2021	4/27/2023	0.13	44,500,000	44,462,233	44,484,307	43,505,870
Federal Agencies	3133EMYX4	FEDERAL FARM CREDIT BANK	5/10/2021	5/10/2023	0.13	12,500,000	12,484,000	12,493,140	12,213,250
Federal Agencies	3133EMYX4	FEDERAL FARM CREDIT BANK	5/10/2021	5/10/2023	0.13	25,000,000	24,968,000	24,986,279	24,426,500
Federal Agencies	3133EMYX4	FEDERAL FARM CREDIT BANK	5/10/2021	5/10/2023	0.13	75,000,000	74,904,000	74,958,838	73,279,500
Federal Agencies	3130AMRY0	FEDERAL HOME LOAN BANK	6/4/2021	6/2/2023	0.13	15,000,000	14,986,200	14,993,631	14,617,050
Federal Agencies	3133EMF31	FEDERAL FARM CREDIT BANK	6/2/2021	6/2/2023	0.13	100,000,000	99,938,000	99,971,463	97,497,000
Federal Agencies	3133EMH96	FEDERAL FARM CREDIT BANK	6/28/2021	6/14/2023	0.13	50,000,000	49,864,850	49,934,313	48,685,500
Federal Agencies	3133EM3S9	FEDERAL FARM CREDIT BANK	12/14/2021	6/26/2023	0.20	48,067,000	47,826,184	47,911,913	46,768,710
Federal Agencies	3133EM3S9	FEDERAL FARM CREDIT BANK	8/26/2021	6/26/2023	0.20	50,000,000	49,979,892	49,989,179	48,649,500
Federal Agencies	3133EMS37	FEDERAL FARM CREDIT BANK	7/14/2021	7/14/2023	0.13	50,000,000	49,927,791	49,962,609	48,590,500
Federal Agencies	3133EMS37	FEDERAL FARM CREDIT BANK	7/14/2021	7/14/2023	0.13	50,000,000	49,907,253	49,951,975	48,590,500
Federal Agencies	3133ENEY2	FEDERAL FARM CREDIT BANK	11/24/2021	7/24/2023	0.45	50,000,000	49,996,500	49,997,763	48,864,512
Federal Agencies	3133EM2E1	FEDERAL FARM CREDIT BANK	8/10/2021	8/10/2023	0.16	50,000,000	49,970,000	49,983,356	48,518,000
Federal Agencies	3137EAEV7	FREDDIE MAC	12/6/2021	8/24/2023	0.25	40,776,000	40,542,761	40,619,887	39,564,137
Federal Agencies	3130AJXD6	FEDERAL HOME LOAN BANK	12/14/2021	9/8/2023	0.13	20,975,000	20,806,361	20,859,377	20,288,069
Federal Agencies	3135G0U43	FANNIE MAE	12/9/2021	9/12/2023	2.88	29,648,000	30,793,302	30,429,374	29,660,156
Federal Agencies	3133EM6N7	FEDERAL FARM CREDIT BANK	9/27/2021	9/27/2023	0.17	50,000,000	49,950,000	49,968,973	48,365,500
Federal Agencies	3133ENGf1	FEDERAL FARM CREDIT BANK	12/3/2021	12/1/2023	0.50	25,000,000	24,963,750	24,974,207	24,173,499
Federal Agencies	3133ENGf1	FEDERAL FARM CREDIT BANK	12/3/2021	12/1/2023	0.50	25,000,000	24,963,750	24,974,207	24,173,499
Federal Agencies	3133ENGf1	FEDERAL FARM CREDIT BANK	12/3/2021	12/1/2023	0.50	75,000,000	74,891,250	74,922,620	72,520,496
Federal Agencies	3130A3VC5	FEDERAL HOME LOAN BANK	12/10/2021	12/8/2023	2.25	10,000,000	10,301,000	10,217,067	9,887,100
Federal Agencies	3130A3VC5	FEDERAL HOME LOAN BANK	12/10/2021	12/8/2023	2.25	30,000,000	30,903,000	30,651,202	29,661,300
Federal Agencies	3133ENHR4	FEDERAL FARM CREDIT BANK	12/20/2021	12/20/2023	0.68	25,000,000	24,987,600	24,990,878	24,163,000
Federal Agencies	3133ENHR4	FEDERAL FARM CREDIT BANK	12/20/2021	12/20/2023	0.68	25,000,000	24,988,000	24,991,173	24,163,000
Federal Agencies	3133ENHR4	FEDERAL FARM CREDIT BANK	12/20/2021	12/20/2023	0.68	62,000,000	61,970,488	61,978,290	59,924,240
Federal Agencies	3133ENLF5	FEDERAL FARM CREDIT BANK	3/3/2022	1/18/2024	0.90	11,856,000	11,752,153	11,759,314	11,512,787
Federal Agencies	3133ENLF5	FEDERAL FARM CREDIT BANK	2/1/2022	1/18/2024	0.90	50,000,000	49,717,250	49,763,640	48,552,579
Federal Agencies	3130AFW94	FEDERAL HOME LOAN BANK	11/12/2021	2/13/2024	2.50	39,010,000	40,648,810	40,188,828	38,749,413
Federal Agencies	3133ELNE0	FEDERAL FARM CREDIT BANK	3/18/2020	2/14/2024	1.43	20,495,000	20,950,604	20,684,197	20,048,414
Federal Agencies	3133EMRZ7	FEDERAL FARM CREDIT BANK	2/26/2021	2/26/2024	0.25	5,000,000	4,998,200	4,999,005	4,794,250
Federal Agencies	3133EMRZ7	FEDERAL FARM CREDIT BANK	2/26/2021	2/26/2024	0.25	5,000,000	4,998,200	4,999,005	4,794,250
Federal Agencies	3133EMRZ7	FEDERAL FARM CREDIT BANK	2/26/2021	2/26/2024	0.25	100,000,000	99,964,000	99,980,110	95,885,000
Federal Agencies	3130ARHG9	FEDERAL HOME LOAN BANK	3/25/2022	2/28/2024	2.13	11,000,000	10,987,460	10,989,203	10,858,100
Federal Agencies	3130ARHG9	FEDERAL HOME LOAN BANK	3/25/2022	2/28/2024	2.13	25,000,000	24,971,500	24,975,462	24,677,500
Federal Agencies	3133EMTW2	FEDERAL FARM CREDIT BANK	3/18/2021	3/18/2024	0.30	50,000,000	49,939,500	49,965,444	47,925,000
Federal Agencies	3133EMTW2	FEDERAL FARM CREDIT BANK	3/18/2021	3/18/2024	0.30	50,000,000	49,939,450	49,965,416	47,925,000
Federal Agencies	3133EMWV0	FEDERAL FARM CREDIT BANK	5/4/2021	4/22/2024	0.35	16,545,000	16,549,633	16,547,825	15,832,407
Federal Agencies	3133EMWV0	FEDERAL FARM CREDIT BANK	5/4/2021	4/22/2024	0.35	29,424,000	29,432,239	29,429,024	28,156,708
Federal Agencies	3133EMWV0	FEDERAL FARM CREDIT BANK	5/4/2021	4/22/2024	0.35	39,000,000	39,010,920	39,006,659	37,320,270
Federal Agencies	3133ENWP1	FEDERAL FARM CREDIT BANK	5/16/2022	5/16/2024	2.63	45,000,000	44,939,250	44,943,073	44,737,200
Federal Agencies	3133ENWP1	FEDERAL FARM CREDIT BANK	5/16/2022	5/16/2024	2.63	50,000,000	49,932,500	49,936,748	49,708,000
Federal Agencies	3133ENYH7	FEDERAL FARM CREDIT BANK	6/10/2022	6/10/2024	2.63	100,000,000	99,871,000	99,874,706	99,298,000
Federal Agencies	3130A1XJ2	FEDERAL HOME LOAN BANK	5/18/2022	6/14/2024	2.88	15,955,000	16,008,449	16,005,347	15,910,486
Federal Agencies	3130A1XJ2	FEDERAL HOME LOAN BANK	5/18/2022	6/14/2024	2.88	17,980,000	18,043,829	18,040,124	17,929,836
Federal Agencies	3130A1XJ2	FEDERAL HOME LOAN BANK	5/12/2022	6/14/2024	2.88	25,500,000	25,552,530	25,549,092	25,428,855

# Investment Inventory

## Pooled Fund

Type of Investment	CUSIP	Issuer Name	Settle Date	Maturity		Coupon	Par Value	Book Value	Amortized	
				Date					Book Value	Market Value
Federal Agencies	3130A1XJ2	FEDERAL HOME LOAN BANK	5/16/2022	6/14/2024		2.88	50,000,000	50,204,000	50,191,653	49,860,500
Federal Agencies	3133ENYX2	FEDERAL FARM CREDIT BANK	6/17/2022	6/17/2024		3.25	25,000,000	24,970,500	24,971,065	25,115,590
Federal Agencies	3133ENYX2	FEDERAL FARM CREDIT BANK	6/17/2022	6/17/2024		3.25	25,000,000	24,970,750	24,971,310	25,115,590
Federal Agencies	3133ENYX2	FEDERAL FARM CREDIT BANK	6/17/2022	6/17/2024		3.25	50,000,000	49,970,000	49,970,575	50,231,179
Federal Agencies	3133ENZS2	FEDERAL FARM CREDIT BANK	6/28/2022	6/28/2024		3.10	25,000,000	24,987,500	24,987,551	25,043,723
Federal Agencies	3133ENZS2	FEDERAL FARM CREDIT BANK	6/28/2022	6/28/2024		3.10	25,000,000	24,986,500	24,986,555	25,043,723
Federal Agencies	3133ENZS2	FEDERAL FARM CREDIT BANK	6/28/2022	6/28/2024		3.10	50,000,000	49,973,000	49,973,111	50,087,446
Federal Agencies	3133EMV25	FEDERAL FARM CREDIT BANK	8/6/2021	7/23/2024		0.45	50,000,000	50,092,000	50,064,026	47,493,500
Federal Agencies	3133EM5X6	FEDERAL FARM CREDIT BANK	9/23/2021	9/23/2024		0.43	25,000,000	24,974,750	24,981,224	23,673,750
Federal Agencies	3133EM5X6	FEDERAL FARM CREDIT BANK	9/23/2021	9/23/2024		0.43	50,000,000	49,949,500	49,962,448	47,347,500
Federal Agencies	3133EM5X6	FEDERAL FARM CREDIT BANK	9/23/2021	9/23/2024		0.43	50,000,000	49,949,500	49,962,448	47,347,500
Federal Agencies	3133ENEJ5	FEDERAL FARM CREDIT BANK	11/18/2021	11/18/2024		0.88	10,000,000	9,988,500	9,990,861	9,510,300
Federal Agencies	3133ENEJ5	FEDERAL FARM CREDIT BANK	11/18/2021	11/18/2024		0.88	10,000,000	9,988,500	9,990,861	9,510,300
Federal Agencies	3133ENEJ5	FEDERAL FARM CREDIT BANK	11/18/2021	11/18/2024		0.88	50,000,000	49,942,500	49,954,304	47,551,500
Federal Agencies	3133ELCP7	FEDERAL FARM CREDIT BANK	12/3/2019	12/3/2024		1.63	25,000,000	24,960,000	24,960,602	24,960,250
Federal Agencies	3133ENGQ7	FEDERAL FARM CREDIT BANK	12/9/2021	12/9/2024		0.92	50,000,000	49,985,000	49,987,792	47,610,697
Federal Agencies	3133ENGQ7	FEDERAL FARM CREDIT BANK	12/9/2021	12/9/2024		0.92	50,000,000	49,963,000	49,969,887	47,610,697
Federal Agencies	3133ENKS8	FEDERAL FARM CREDIT BANK	1/11/2022	1/6/2025		1.13	20,000,000	19,955,000	19,962,053	19,108,400
Federal Agencies	3133ENKS8	FEDERAL FARM CREDIT BANK	1/11/2022	1/6/2025		1.13	25,000,000	24,943,750	24,952,566	23,885,500
Federal Agencies	3133ENKS8	FEDERAL FARM CREDIT BANK	1/11/2022	1/6/2025		1.13	25,000,000	24,943,750	24,952,566	23,885,500
Federal Agencies	3135G0X24	FANNIE MAE	4/21/2021	1/7/2025		1.63	39,060,000	40,632,556	40,127,298	37,746,412
Federal Agencies	3137EAEP0	FREDDIE MAC	2/14/2020	2/12/2025		1.50	5,000,000	4,996,150	4,997,981	4,810,300
Federal Agencies	3137EAEP0	FREDDIE MAC	2/14/2020	2/12/2025		1.50	5,000,000	4,996,150	4,997,981	4,810,300
Federal Agencies	3137EAEP0	FREDDIE MAC	2/14/2020	2/12/2025		1.50	5,000,000	4,996,150	4,997,981	4,810,300
Federal Agencies	3137EAEP0	FREDDIE MAC	2/14/2020	2/12/2025		1.50	15,000,000	14,988,450	14,993,943	14,430,900
Federal Agencies	3137EAEP0	FREDDIE MAC	2/14/2020	2/12/2025		1.50	50,000,000	49,961,500	49,979,811	48,103,000
Federal Agencies	3137EAEP0	FREDDIE MAC	4/21/2021	2/12/2025		1.50	53,532,000	55,450,052	54,849,714	51,500,996
Federal Agencies	3133ELQY3	FEDERAL FARM CREDIT BANK	3/23/2020	3/3/2025		1.21	16,000,000	15,990,720	15,994,985	15,240,800
Federal Agencies	3133ELQY3	FEDERAL FARM CREDIT BANK	3/23/2020	3/3/2025		1.21	24,000,000	23,964,240	23,980,675	22,861,200
Federal Agencies	3133EMWT5	FEDERAL FARM CREDIT BANK	4/21/2021	4/21/2025		0.60	50,000,000	49,973,500	49,981,408	46,727,500
Federal Agencies	3135G03U5	FANNIE MAE	12/8/2021	4/22/2025		0.63	37,938,000	37,367,792	37,462,749	35,508,450
Federal Agencies	3135G03U5	FANNIE MAE	7/12/2021	4/22/2025		0.63	50,000,000	50,108,000	50,080,296	46,798,000
Federal Agencies	3135G03U5	FANNIE MAE	12/8/2021	4/22/2025		0.63	50,000,000	49,243,950	49,369,856	46,798,000
Federal Agencies	3133ENXE5	FEDERAL FARM CREDIT BANK	5/23/2022	5/23/2025		2.85	6,000,000	5,991,600	5,991,899	5,960,442
Federal Agencies	3133ENXE5	FEDERAL FARM CREDIT BANK	5/23/2022	5/23/2025		2.85	20,000,000	19,972,000	19,972,996	19,868,140
Federal Agencies	3133ENYQ7	FEDERAL FARM CREDIT BANK	6/13/2022	6/13/2025		2.95	50,000,000	49,975,500	49,975,902	49,875,854
Federal Agencies	3135G04Z3	FANNIE MAE	12/8/2021	6/17/2025		0.50	4,655,000	4,556,640	4,572,307	4,322,214
Federal Agencies	3135G04Z3	FANNIE MAE	12/8/2021	6/17/2025		0.50	10,000,000	9,789,600	9,823,114	9,285,100
Federal Agencies	3130AN4A5	FEDERAL HOME LOAN BANK	7/12/2021	6/30/2025		0.70	17,680,000	17,734,631	17,721,284	16,501,451
Federal Agencies	3135G05X7	FANNIE MAE	3/4/2021	8/25/2025		0.38	25,000,000	24,684,250	24,777,720	22,984,250
Federal Agencies	3135G05X7	FANNIE MAE	2/25/2021	8/25/2025		0.38	72,500,000	71,862,000	72,052,778	66,654,325
Federal Agencies	3130A8ZQ9	FEDERAL HOME LOAN BANK	11/2/2021	9/12/2025		1.75	10,295,000	10,575,333	10,527,418	9,889,480
Federal Agencies	3137EAEX3	FREDDIE MAC	3/4/2021	9/23/2025		0.38	22,600,000	22,295,352	22,383,964	20,745,670
Federal Agencies	3133ENEG1	FEDERAL FARM CREDIT BANK	11/17/2021	11/17/2025		1.05	39,675,000	39,622,232	39,630,395	37,160,910
Federal Agencies	3133ENEG1	FEDERAL FARM CREDIT BANK	11/17/2021	11/17/2025		1.05	55,000,000	54,923,000	54,934,911	51,514,809
Federal Agencies	3133ENHM5	FEDERAL FARM CREDIT BANK	12/16/2021	12/16/2025		1.17	45,000,000	44,954,100	44,960,289	42,282,000
Federal Agencies	3133ENHM5	FEDERAL FARM CREDIT BANK	12/16/2021	12/16/2025		1.17	50,000,000	49,949,000	49,955,877	46,980,000
Federal Agencies	3133EMZ21	FEDERAL FARM CREDIT BANK	8/9/2021	4/6/2026		0.69	15,500,000	15,458,150	15,458,171	14,209,470
Federal Agencies	3133ENUD0	FEDERAL FARM CREDIT BANK	4/8/2022	4/8/2026		2.64	20,000,000	19,961,200	19,963,431	19,676,148
Federal Agencies	3133ENUD0	FEDERAL FARM CREDIT BANK	4/8/2022	4/8/2026		2.64	30,000,000	29,941,800	29,945,146	29,514,221

# Investment Inventory

## Pooled Fund

Type of Investment	CUSIP	Issuer Name	Settle Date	Maturity		Coupon	Par Value	Book Value	Amortized	
				Date					Book Value	Market Value
Federal Agencies	3130ANNM8	FEDERAL HOME LOAN BANK	8/19/2021	7/13/2026		1.05	25,000,000	25,000,000	25,000,000	23,312,500
Federal Agencies	3130ANNM8	FEDERAL HOME LOAN BANK	8/19/2021	7/13/2026		1.05	25,000,000	25,000,000	25,000,000	23,312,500
Federal Agencies	3130ANNM8	FEDERAL HOME LOAN BANK	8/19/2021	7/13/2026		1.05	25,000,000	25,000,000	25,000,000	23,312,500
Federal Agencies	3130ANNM8	FEDERAL HOME LOAN BANK	8/19/2021	7/13/2026		1.05	25,000,000	25,000,000	25,000,000	23,312,500
Federal Agencies	3130ANMP2	FEDERAL HOME LOAN BANK	8/20/2021	7/27/2026		1.07	25,000,000	25,000,000	25,000,000	23,222,500
Federal Agencies	3130ANMP2	FEDERAL HOME LOAN BANK	8/20/2021	7/27/2026		1.07	25,000,000	25,000,000	25,000,000	23,222,500
Federal Agencies	3130ANMP2	FEDERAL HOME LOAN BANK	8/20/2021	7/27/2026		1.07	25,000,000	25,000,000	25,000,000	23,222,500
Federal Agencies	3130ANMP2	FEDERAL HOME LOAN BANK	8/20/2021	7/27/2026		1.07	25,000,000	25,000,000	25,000,000	23,222,500
Federal Agencies	3130ANTG5	FEDERAL HOME LOAN BANK	9/13/2021	8/10/2026		1.05	25,000,000	25,000,000	25,000,000	23,355,006
Federal Agencies	3130ANTG5	FEDERAL HOME LOAN BANK	9/13/2021	8/10/2026		1.05	25,000,000	25,000,000	25,000,000	23,355,006
Federal Agencies	3130ANTG5	FEDERAL HOME LOAN BANK	9/13/2021	8/10/2026		1.05	25,000,000	25,000,000	25,000,000	23,355,006
Federal Agencies	3130ANTG5	FEDERAL HOME LOAN BANK	9/13/2021	8/10/2026		1.05	25,000,000	25,000,000	25,000,000	23,355,006
Federal Agencies	3130AP6T7	FEDERAL HOME LOAN BANK	10/1/2021	9/3/2026		1.08	25,000,000	25,000,000	25,000,000	23,153,724
Federal Agencies	3130AP6T7	FEDERAL HOME LOAN BANK	10/1/2021	9/3/2026		1.08	25,000,000	25,000,000	25,000,000	23,153,724
Federal Agencies	3130AP6T7	FEDERAL HOME LOAN BANK	10/1/2021	9/3/2026		1.08	25,000,000	25,000,000	25,000,000	23,153,724
Federal Agencies	3130AP6T7	FEDERAL HOME LOAN BANK	10/1/2021	9/3/2026		1.08	25,000,000	25,000,000	25,000,000	23,153,724
Federal Agencies	3130APPR0	FEDERAL HOME LOAN BANK	11/18/2021	10/19/2026		1.43	25,000,000	25,000,000	25,000,000	23,527,750
Federal Agencies	3130APPR0	FEDERAL HOME LOAN BANK	11/18/2021	10/19/2026		1.43	25,000,000	25,000,000	25,000,000	23,527,750
Federal Agencies	3130APPR0	FEDERAL HOME LOAN BANK	11/18/2021	10/19/2026		1.43	25,000,000	25,000,000	25,000,000	23,527,750
Federal Agencies	3130APPR0	FEDERAL HOME LOAN BANK	11/18/2021	10/19/2026		1.43	25,000,000	25,000,000	25,000,000	23,527,750
Federal Agencies	3130AQL71	FEDERAL HOME LOAN BANK	12/16/2021	11/16/2026		1.61	25,000,000	25,000,000	25,000,000	23,687,458
Federal Agencies	3130AQL71	FEDERAL HOME LOAN BANK	12/16/2021	11/16/2026		1.61	25,000,000	25,000,000	25,000,000	23,687,458
Federal Agencies	3130AQL71	FEDERAL HOME LOAN BANK	12/16/2021	11/16/2026		1.61	25,000,000	25,000,000	25,000,000	23,687,458
Federal Agencies	3130AQL71	FEDERAL HOME LOAN BANK	12/16/2021	11/16/2026		1.61	25,000,000	25,000,000	25,000,000	23,687,458
Federal Agencies	3130AQJ95	FEDERAL HOME LOAN BANK	1/14/2022	12/14/2026		1.65	25,000,000	25,000,000	25,000,000	23,663,743
Federal Agencies	3130AQJ95	FEDERAL HOME LOAN BANK	1/14/2022	12/14/2026		1.65	25,000,000	25,000,000	25,000,000	23,663,743
Federal Agencies	3130AQJ95	FEDERAL HOME LOAN BANK	1/14/2022	12/14/2026		1.65	25,000,000	25,000,000	25,000,000	23,663,743
Federal Agencies	3130AQJ95	FEDERAL HOME LOAN BANK	1/14/2022	12/14/2026		1.65	25,000,000	25,000,000	25,000,000	23,663,743
Federal Agencies	3130ARB59	FEDERAL HOME LOAN BANK	3/22/2022	3/8/2027		2.35	25,000,000	25,000,000	25,000,000	24,257,500
Federal Agencies	3130ARB59	FEDERAL HOME LOAN BANK	3/22/2022	3/8/2027		2.35	25,000,000	25,000,000	25,000,000	24,257,500
Federal Agencies	3130ARB59	FEDERAL HOME LOAN BANK	3/22/2022	3/8/2027		2.35	25,000,000	25,000,000	25,000,000	24,257,500
Federal Agencies	3130ARB59	FEDERAL HOME LOAN BANK	3/22/2022	3/8/2027		2.35	25,000,000	25,000,000	25,000,000	24,257,500
Federal Agencies	3133ENRD4	FEDERAL FARM CREDIT BANK	3/16/2022	3/10/2027		1.68	48,573,000	47,445,621	47,499,100	45,589,161
Federal Agencies	3133ENTS9	FEDERAL FARM CREDIT BANK	4/6/2022	4/5/2027		2.60	22,500,000	22,393,963	22,397,411	22,000,950
Federal Agencies	3133ENTS9	FEDERAL FARM CREDIT BANK	4/6/2022	4/5/2027		2.60	24,500,000	24,378,779	24,382,806	23,956,590
Federal Agencies	3133ENTS9	FEDERAL FARM CREDIT BANK	4/6/2022	4/5/2027		2.60	25,000,000	24,805,806	24,813,236	24,445,500
<b>Subtotals</b>						<b>1.12</b>	<b>\$ 4,760,279,000</b>	<b>\$ 4,761,833,362</b>	<b>\$ 4,760,113,882</b>	<b>\$ 4,590,100,526</b>
Public Time Deposits	PPE4E8VT6	BANK OF SAN FRANCISCO	3/21/2022	9/19/2022		0.81	\$ 10,000,000	\$ 10,000,000	\$ 10,000,000	\$ 10,000,000
Public Time Deposits	PPEEE5T97	BRIDGE BANK	3/21/2022	9/19/2022		0.81	10,000,000	10,000,000	10,000,000	10,000,000
Public Time Deposits	PPFT6Q6D2	BANK OF SAN FRANCISCO	6/6/2022	12/5/2022		1.64	10,000,000	10,000,000	10,000,000	10,000,000
Public Time Deposits	PPFR6ZB99	BRIDGE BANK	6/20/2022	12/19/2022		2.39	10,000,000	10,000,000	10,000,000	10,000,000
<b>Subtotals</b>						<b>1.41</b>	<b>\$ 40,000,000</b>	<b>\$ 40,000,000</b>	<b>\$ 40,000,000</b>	<b>\$ 40,000,000</b>

# Investment Inventory

## Pooled Fund

Type of Investment	CUSIP	Issuer Name	Settle Date	Maturity		Coupon	Par Value	Book Value	Amortized	
				Date					Book Value	Market Value
Negotiable CDs	06367CQB6	BANK OF MONTREAL CHICAGO	12/17/2021	7/1/2022	0.33	\$ 50,000,000	\$ 50,000,000	\$ 50,000,000	\$ 49,998,260	
Negotiable CDs	89114WJ89	TORONTO DOMINION BANK NY	10/19/2021	7/1/2022	0.21	50,000,000	50,000,000	50,000,000	49,998,094	
Negotiable CDs	06417MUM5	BANK OF NOVA SCOTIA HOUS	12/13/2021	7/6/2022	0.31	100,000,000	100,000,000	100,000,000	99,978,794	
Negotiable CDs	06367CKG1	BANK OF MONTREAL CHICAGO	8/25/2021	7/18/2022	0.18	50,000,000	50,000,000	50,000,000	49,964,967	
Negotiable CDs	06367CKN6	BANK OF MONTREAL CHICAGO	8/30/2021	7/18/2022	0.18	50,000,000	50,000,000	50,000,000	49,964,968	
Negotiable CDs	06417MSJ5	BANK OF NOVA SCOTIA HOUS	11/2/2021	8/1/2022	0.24	50,000,000	50,000,000	50,000,000	49,940,416	
Negotiable CDs	06367CTZ0	BANK OF MONTREAL CHICAGO	4/11/2022	8/17/2022	1.17	50,000,000	50,000,000	50,000,000	49,972,451	
Negotiable CDs	06367CST5	BANK OF MONTREAL CHICAGO	3/2/2022	8/29/2022	0.83	50,000,000	50,000,000	50,000,000	49,937,301	
Negotiable CDs	78012U3T0	ROYAL BANK OF CANADA NY	2/28/2022	8/29/2022	0.80	50,000,000	50,000,000	50,000,000	49,934,815	
Negotiable CDs	06367CSP3	BANK OF MONTREAL CHICAGO	2/28/2022	9/12/2022	0.82	50,000,000	50,000,000	50,000,000	49,921,692	
Negotiable CDs	78012U3V5	ROYAL BANK OF CANADA NY	3/1/2022	9/12/2022	0.85	50,000,000	50,000,000	50,000,000	49,924,753	
Negotiable CDs	78012U4G7	ROYAL BANK OF CANADA NY	3/15/2022	9/22/2022	1.42	50,000,000	50,000,000	50,000,000	49,980,627	
Negotiable CDs	78012U4H5	ROYAL BANK OF CANADA NY	3/15/2022	9/26/2022	1.44	50,000,000	50,000,000	50,000,000	49,982,132	
Negotiable CDs	78012UW84	ROYAL BANK OF CANADA NY	10/26/2021	9/26/2022	0.28	50,000,000	50,000,000	50,000,000	49,841,353	
Negotiable CDs	06367CTT4	BANK OF MONTREAL CHICAGO	4/4/2022	9/28/2022	1.42	50,000,000	50,000,000	50,000,000	49,979,404	
Negotiable CDs	78012UW68	ROYAL BANK OF CANADA NY	10/25/2021	10/24/2022	0.30	50,000,000	50,000,000	50,000,000	49,709,661	
Negotiable CDs	89114WU52	TORONTO DOMINION BANK NY	4/4/2022	10/24/2022	1.50	50,000,000	50,000,000	50,000,000	49,901,162	
Negotiable CDs	96130ALC0	WESTPAC BANKING CORP NY	10/27/2021	10/24/2022	0.30	50,000,000	50,000,000	50,000,000	49,709,666	
Negotiable CDs	78012U2E4	ROYAL BANK OF CANADA NY	12/2/2021	12/2/2022	0.48	50,000,000	50,000,000	50,000,000	49,650,996	
Negotiable CDs	89114WM36	TORONTO DOMINION BANK NY	12/2/2021	12/2/2022	0.48	50,000,000	50,000,000	50,000,000	49,650,996	
Negotiable CDs	06367CPS0	BANK OF MONTREAL CHICAGO	12/8/2021	12/7/2022	0.52	50,000,000	50,000,000	50,000,000	49,648,581	
Negotiable CDs	89114WP58	TORONTO DOMINION BANK NY	1/6/2022	12/30/2022	0.57	60,000,000	60,000,000	60,000,000	59,306,197	
Negotiable CDs	89114WVW3	TORONTO DOMINION BANK NY	5/9/2022	1/4/2023	2.26	50,000,000	50,000,000	50,000,000	49,840,664	
Negotiable CDs	06367CTW7	BANK OF MONTREAL CHICAGO	4/6/2022	1/13/2023	1.92	50,000,000	50,000,000	50,000,000	49,740,584	
Negotiable CDs	89114WU94	TORONTO DOMINION BANK NY	4/6/2022	1/13/2023	1.92	50,000,000	50,000,000	50,000,000	49,740,584	
Negotiable CDs	06367CUZ8	BANK OF MONTREAL CHICAGO	5/12/2022	1/18/2023	2.28	50,000,000	50,000,000	50,000,000	49,834,637	
Negotiable CDs	89114WVX9	TORONTO DOMINION BANK NY	5/9/2022	1/24/2023	2.36	50,000,000	50,000,000	50,000,000	49,852,290	
Negotiable CDs	78012U5C5	ROYAL BANK OF CANADA NY	4/14/2022	1/27/2023	2.00	50,000,000	50,000,000	50,000,000	49,745,721	
Negotiable CDs	06367CSR9	BANK OF MONTREAL CHICAGO	3/1/2022	1/30/2023	1.18	50,000,000	50,000,000	50,000,000	49,502,794	
Negotiable CDs	89114WQL2	TORONTO DOMINION BANK NY	2/3/2022	1/30/2023	0.95	50,000,000	50,000,000	50,000,000	49,435,653	
Negotiable CDs	06367CSM0	BANK OF MONTREAL CHICAGO	2/28/2022	2/13/2023	1.35	50,000,000	50,000,000	50,000,000	49,523,176	
Negotiable CDs	89114WRW7	TORONTO DOMINION BANK NY	2/28/2022	2/13/2023	1.35	50,000,000	50,000,000	50,000,000	49,523,176	
Negotiable CDs	89114WUU7	TORONTO DOMINION BANK NY	4/12/2022	2/27/2023	2.16	100,000,000	100,000,000	100,000,000	99,522,784	
Negotiable CDs	06367CV46	BANK OF MONTREAL CHICAGO	5/17/2022	3/27/2023	2.60	50,000,000	50,000,000	50,000,000	49,897,536	
Negotiable CDs	78012U5Z4	ROYAL BANK OF CANADA NY	5/24/2022	3/27/2023	2.58	50,000,000	50,000,000	50,000,000	49,890,748	
Negotiable CDs	78012U6W0	ROYAL BANK OF CANADA NY	6/21/2022	6/15/2023	3.71	50,000,000	50,000,000	50,000,000	50,182,206	
Negotiable CDs	78012U7H2	ROYAL BANK OF CANADA NY	6/28/2022	6/15/2023	3.68	50,000,000	50,000,000	50,000,000	50,169,209	
<b>Subtotals</b>					<b>1.26</b>	<b>\$ 1,960,000,000</b>	<b>\$ 1,960,000,000</b>	<b>\$ 1,960,000,000</b>	<b>\$ 1,953,299,041</b>	

# Investment Inventory

## Pooled Fund

Type of Investment	CUSIP	Issuer Name	Settle Date	Maturity		Coupon	Par Value	Book Value	Amortized	
				Date					Book Value	Market Value
Commercial Paper	62479MG15	MUFG BANK LTD NY	2/23/2022	7/1/2022	0.00	\$ 50,000,000	\$ 49,884,444	\$ 50,000,000	\$ 50,000,000	\$ 50,000,000
Commercial Paper	89233HG16	TOYOTA MOTOR CREDIT CORP	11/19/2021	7/1/2022	0.00	50,000,000	49,925,333	50,000,000	50,000,000	50,000,000
Commercial Paper	62479MGL1	MUFG BANK LTD NY	2/28/2022	7/20/2022	0.00	50,000,000	49,867,861	49,982,319	49,957,250	49,957,250
Commercial Paper	62479MGN7	MUFG BANK LTD NY	3/1/2022	7/22/2022	0.00	50,000,000	49,860,972	49,979,583	49,952,750	49,952,750
Commercial Paper	89233HH15	TOYOTA MOTOR CREDIT CORP	11/4/2021	8/1/2022	0.00	50,000,000	49,906,250	49,989,236	49,930,250	49,930,250
Commercial Paper	62479MH30	MUFG BANK LTD NY	3/28/2022	8/3/2022	0.00	50,000,000	49,786,667	49,945,000	49,925,750	49,925,750
Commercial Paper	62479MH55	MUFG BANK LTD NY	4/6/2022	8/5/2022	0.00	50,000,000	49,808,417	49,944,583	49,921,250	49,921,250
Commercial Paper	62479MHQ9	MUFG BANK LTD NY	4/12/2022	8/24/2022	0.00	50,000,000	49,776,667	49,910,000	49,878,500	49,878,500
Commercial Paper	03785EJ62	APPLE INC	5/10/2022	9/6/2022	0.00	40,000,000	39,841,333	39,910,667	39,862,278	39,862,278
Commercial Paper	62479MJE4	MUFG BANK LTD NY	5/10/2022	9/14/2022	0.00	40,000,000	39,774,222	39,866,667	39,845,833	39,845,833
Commercial Paper	62479MKC6	MUFG BANK LTD NY	6/22/2022	10/12/2022	0.00	50,000,000	49,639,111	49,668,111	49,691,000	49,691,000
Commercial Paper	89233HKL7	TOYOTA MOTOR CREDIT CORP	6/23/2022	10/20/2022	0.00	50,000,000	49,611,597	49,637,708	49,667,000	49,667,000
Commercial Paper	89233HKM5	TOYOTA MOTOR CREDIT CORP	6/27/2022	10/21/2022	0.00	50,000,000	49,610,111	49,623,556	49,664,000	49,664,000
Commercial Paper	62479MKS1	MUFG BANK LTD NY	6/27/2022	10/26/2022	0.00	50,000,000	49,588,264	49,601,875	49,649,000	49,649,000
<b>Subtotals</b>					<b>0.00</b>	<b>\$ 680,000,000</b>	<b>\$ 676,881,250</b>	<b>\$ 678,059,306</b>	<b>\$ 677,944,861</b>	
Money Market Funds	09248U718	BLACKROCK LIQ INST GOV FUND	6/30/2022	7/1/2022	1.03	\$ 161,563,599	\$ 161,563,599	\$ 161,563,599	\$ 161,563,599	\$ 161,563,599
Money Market Funds	262006208	DREYFUS GOVERN CASH MGMT-I	6/30/2022	7/1/2022	1.03	678,592,464	678,592,464	678,592,464	678,592,464	678,592,464
Money Market Funds	31607A703	FIDELITY INST GOV FUND	6/30/2022	7/1/2022	0.97	14,369,461	14,369,461	14,369,461	14,369,461	14,369,461
Money Market Funds	608919718	FEDERATED GOVERNMENT OBL-PI	6/30/2022	7/1/2022	1.27	306,135,211	306,135,211	306,135,211	306,135,211	306,135,211
Money Market Funds	61747C707	MORGAN STANLEY INST GOVT FUND	6/30/2022	7/1/2022	1.07	879,461,896	879,461,896	879,461,896	879,461,896	879,461,896
Money Market Funds	85749T517	STATE ST INST US GOV MM-OPP	6/30/2022	7/1/2022	1.06	400,624,322	400,624,322	400,624,322	400,624,322	400,624,322
<b>Subtotals</b>					<b>1.08</b>	<b>\$ 2,440,746,955</b>	<b>\$ 2,440,746,955</b>	<b>\$ 2,440,746,955</b>	<b>\$ 2,440,746,955</b>	<b>\$ 2,440,746,955</b>
Supranationals	459058ES8	INTL BK RECON & DEVELOP	12/16/2021	10/7/2022	1.88	\$ 64,387,000	\$ 65,187,330	\$ 64,734,262	\$ 64,422,413	\$ 64,422,413
Supranationals	459058JV6	INTL BK RECON & DEVELOP	4/20/2021	4/20/2023	0.13	100,000,000	99,793,000	99,908,410	98,172,000	98,172,000
Supranationals	4581X0CC0	INTER-AMERICAN DEVEL BK	12/15/2021	10/4/2023	3.00	25,756,000	26,837,752	26,561,560	25,945,822	25,945,822
Supranationals	45906M3B5	INTL BK RECON & DEVELOP	3/23/2022	6/14/2024	1.98	100,000,000	100,000,000	100,000,000	98,775,000	98,775,000
Supranationals	459056HV2	INTL BK RECON & DEVELOP	11/2/2021	8/28/2024	1.50	50,000,000	50,984,250	50,782,622	48,743,000	48,743,000
Supranationals	4581X0DZ8	INTER-AMERICAN DEVEL BK	11/4/2021	9/23/2024	0.50	50,000,000	49,595,500	49,675,709	47,553,500	47,553,500
Supranationals	45950VQG4	INTL FINANCE CORP	10/22/2021	9/23/2024	0.44	10,000,000	9,918,700	9,935,615	9,457,000	9,457,000
Supranationals	4581X0CM8	INTER-AMERICAN DEVEL BK	4/26/2021	1/15/2025	2.13	100,000,000	105,676,000	104,002,415	98,447,000	98,447,000
Supranationals	459058JB0	INTL BK RECON & DEVELOP	7/23/2021	4/22/2025	0.63	40,000,000	40,086,000	40,066,337	37,618,400	37,618,400
Supranationals	4581X0DN5	INTER-AMERICAN DEVEL BK	11/1/2021	7/15/2025	0.63	28,900,000	28,519,098	28,578,825	27,014,853	27,014,853
Supranationals	45818WDG8	INTER-AMERICAN DEVEL BK	8/25/2021	2/27/2026	0.82	19,500,000	19,556,907	19,547,233	17,973,345	17,973,345
<b>Subtotals</b>					<b>1.34</b>	<b>\$ 588,543,000</b>	<b>\$ 596,154,538</b>	<b>\$ 593,792,988</b>	<b>\$ 574,122,333</b>	
<b>Grand Totals</b>					<b>1.01</b>	<b>\$ 14,944,568,955</b>	<b>\$ 14,958,308,738</b>	<b>\$ 14,945,880,791</b>	<b>\$ 14,529,622,341</b>	

# Monthly Investment Earnings

## Pooled Fund

For month ended June 30, 2022

Type of Investment	CUSIP	Issuer Name	Par Value	Coupon	YTM <sup>1</sup>	Settle Date	Maturity		Amort.	Realized	Earned Income
							Date	Earned Interest	Expense	Gain/(Loss)	/Net Earnings
U.S. Treasuries	9128286Y1	US TREASURY	0	1.75	0.0801	4/8/21	6/15/22	33653.85	-32017	0	1636.85
U.S. Treasuries	9128286Y1	US TREASURY	0	1.75	0.0922	4/28/21	6/15/22	33653.85	-31779.66	0.00	1874.19
U.S. Treasuries	912796W39	TREASURY BILL	0	0	0.4808	3/1/22	6/28/22	0	9000	0	9000
U.S. Treasuries	912828XW5	US TREASURY	0	1.75	1.7692	8/15/17	6/30/22	35048.34	365.94	0	35414.28
U.S. Treasuries	912828ZX1	US TREASURY	0	0.125	0.107	3/12/21	6/30/22	5006.91	-715.46	0.00	4291.45
U.S. Treasuries	912828ZX1	US TREASURY	0	0.125	0.0906	3/31/21	6/30/22	5006.91	-1366.33	0.00	3640.58
U.S. Treasuries	912828ZX1	US TREASURY	0	0.125	0.0837	4/8/21	6/30/22	5006.91	-1643.59	0	3363.32
U.S. Treasuries	912828ZX1	US TREASURY	0	0.125	0.0927	4/15/21	6/30/22	5006.91	-1284.37	0	3722.54
U.S. Treasuries	912828ZX1	US TREASURY	0	0.125	0.0926	4/16/21	6/30/22	5006.91	-1287.29	0	3719.62
U.S. Treasuries	912828ZX1	US TREASURY	0	0.125	0.0924	4/19/21	6/30/22	5006.91	-1296.12	0	3710.79
U.S. Treasuries	912828YA2	US TREASURY	100000000	1.5	0.0988	3/30/21	8/15/22	124309.39	-115323.69	0	8985.7
U.S. Treasuries	91282CAG6	US TREASURY	50000000	0.125	0.0974	3/30/21	8/31/22	5095.11	-1128.97	0	3966.14
U.S. Treasuries	912796U56	TREASURY BILL	50000000	0	0.9817	3/29/22	9/22/22	0.00	40708.33	0.00	40708.33
U.S. Treasuries	912796U64	TREASURY BILL	50000000	0	1.0556	3/31/22	9/29/22	0	43749.97	0	43749.97
U.S. Treasuries	912796M89	TREASURY BILL	50000000	0	1.1163	4/7/22	10/6/22	0.00	46250.02	0.00	46250.02
U.S. Treasuries	912796V63	TREASURY BILL	50000000	0	1.2579	4/21/22	10/20/22	0.00	52083.29	0.00	52083.29
U.S. Treasuries	912828TY6	US TREASURY	50000000	1.625	0.1236	4/8/21	11/15/22	66236.41	-61493.44	0	4742.97
U.S. Treasuries	912796P94	TREASURY BILL	50000000	0	0.2494	12/13/21	12/1/22	0.00	10366.67	0.00	10366.67
U.S. Treasuries	912828Z86	US TREASURY	50000000	1.375	0.1371	8/17/21	2/15/23	56975.14	-50666.99	0.00	6308.15
U.S. Treasuries	912828Z86	US TREASURY	50000000	1.375	1.0249	3/3/22	2/15/23	56975.14	-14270.69	0.00	42704.45
U.S. Treasuries	912828ZD5	US TREASURY	50000000	0.5	0.162	3/18/21	3/15/23	20380.44	-13862.62	0	6517.82
U.S. Treasuries	91282CBU4	US TREASURY	50000000	0.125	0.1537	5/4/21	3/31/23	5122.95	1178.61	0.00	6301.56
U.S. Treasuries	912828ZU7	US TREASURY	50000000	0.25	0.1911	3/12/21	6/15/23	10272.17	-2414.77	0.00	7857.4
U.S. Treasuries	912828ZU7	US TREASURY	50000000	0.25	0.1837	4/8/21	6/15/23	10272.17	-2716.76	0	7555.41
U.S. Treasuries	912828ZU7	US TREASURY	50000000	0.25	0.252	6/24/21	6/15/23	10272.17	81.26	0	10353.43
U.S. Treasuries	912828S35	US TREASURY	50000000	1.375	1.6093	1/9/20	6/30/23	56944.18	9334.34	0.00	66278.52
U.S. Treasuries	912828S35	US TREASURY	50000000	1.375	0.2422	6/24/21	6/30/23	56944.18	-46413.25	0	10530.93
U.S. Treasuries	91282CCK5	US TREASURY	50000000	0.125	0.2602	6/30/21	6/30/23	5176.75	5538.31	0	10715.06
U.S. Treasuries	912828S92	US TREASURY	50000000	1.25	0.2011	4/1/21	7/31/23	51795.58	-43033.01	0	8762.57
U.S. Treasuries	912828S92	US TREASURY	50000000	1.25	0.2027	4/1/21	7/31/23	51795.58	-42964.16	0	8831.42
U.S. Treasuries	91282CAK7	US TREASURY	50000000	0.125	0.2333	8/10/21	9/15/23	5095.11	4436.6	0	9531.71
U.S. Treasuries	912828WE6	US TREASURY	50000000	2.75	1.7091	12/17/19	11/15/23	112092.39	-41167.33	0.00	70925.06
U.S. Treasuries	91282CBA8	US TREASURY	50000000	0.125	0.2954	3/19/21	12/15/23	5136.09	6965.69	0	12101.78
U.S. Treasuries	91282CBA8	US TREASURY	50000000	0.125	0.7232	12/9/21	12/15/23	5136.09	24360.99	0	29497.08
U.S. Treasuries	91282CBA8	US TREASURY	50000000	0.125	0.6864	12/15/21	12/15/23	5136.09	22875.65	0.00	28011.74
U.S. Treasuries	9128285Z9	US TREASURY	50000000	2.5	0.3278	10/4/21	1/31/24	103591.16	-88753.31	0.00	14837.85
U.S. Treasuries	91282CDV0	US TREASURY	50000000	0.875	1.5159	2/23/22	1/31/24	36256.90	25857.5	0.00	62114.4
U.S. Treasuries	91282CDV0	US TREASURY	50000000	0.875	2.4625	4/11/22	1/31/24	36256.91	63387.79	0.00	99644.7
U.S. Treasuries	912828B66	US TREASURY	50000000	2.75	2.4706	4/11/22	2/15/24	113950.28	-11111.11	0	102839.17
U.S. Treasuries	91282CBR1	US TREASURY	50000000	0.25	1.5538	3/8/22	3/15/24	10190.21	52480.31	0.00	62670.52
U.S. Treasuries	91282CCC3	US TREASURY	50000000	0.25	0.4475	7/2/21	5/15/24	10190.21	8051.05	0	18241.26
U.S. Treasuries	912828XT2	US TREASURY	50000000	2	0.4283	7/6/21	5/31/24	81967.21	-64066.18	0.00	17901.03
U.S. Treasuries	91282CCL3	US TREASURY	50000000	0.375	0.3763	8/6/21	7/15/24	15538.68	54.55	0	15593.23
U.S. Treasuries	91282CCL3	US TREASURY	50000000	0.375	0.4018	8/9/21	7/15/24	15538.68	1094.18	0.00	16632.86
U.S. Treasuries	91282CCL3	US TREASURY	50000000	0.375	2.6013	4/12/22	7/15/24	15538.67	88281.25	0	103819.92
U.S. Treasuries	912828Y87	US TREASURY	50000000	1.75	0.4154	3/30/21	7/31/24	72513.81	-54411.92	0.00	18101.89
U.S. Treasuries	91282CCT6	US TREASURY	50000000	0.375	0.4439	8/25/21	8/15/24	15538.68	2805.6	0.00	18344.28
U.S. Treasuries	912828YM6	US TREASURY	50000000	1.5	0.5038	4/15/21	10/31/24	61141.31	-40450.04	0	20691.27
U.S. Treasuries	912828G38	US TREASURY	50000000	2.25	0.5162	3/9/21	11/15/24	91711.96	-70382.1	0.00	21329.86
U.S. Treasuries	912828G38	US TREASURY	50000000	2.25	0.4762	3/12/21	11/15/24	91711.96	-72065.08	0	19646.88
U.S. Treasuries	912828YY0	US TREASURY	50000000	1.75	0.5625	3/15/21	12/31/24	72474.41	-48159.25	0	24315.16
U.S. Treasuries	912828Z52	US TREASURY	50000000	1.375	0.5756	3/30/21	1/31/25	56975.14	-32408.23	0	24566.91
U.S. Treasuries	912828Z52	US TREASURY	50000000	1.375	0.5707	4/15/21	1/31/25	56975.14	-32613.1	0	24362.04



# Monthly Investment Earnings

## Pooled Fund

Type of Investment	CUSIP	Issuer Name	Par Value	Coupon	YTM <sup>1</sup>	Settle Date	Maturity		Amort.	Realized	Earned Income
							Date	Earned Interest			
U.S. Treasuries	912828ZC7	US TREASURY	50000000	1.125	0.607	3/15/21	2/28/25	45855.98	-20990.02	0.00	24865.96
U.S. Treasuries	912828ZC7	US TREASURY	50000000	1.125	0.6083	3/31/21	2/28/25	45855.98	-20938.05	0.00	24917.93
U.S. Treasuries	912828ZF0	US TREASURY	50000000	0.5	0.613	4/15/21	3/31/25	20491.80	4578.9	0.00	25070.7
U.S. Treasuries	912828ZF0	US TREASURY	50000000	0.5	0.5822	4/19/21	3/31/25	20491.80	3331.96	0.00	23823.76
U.S. Treasuries	912828ZL7	US TREASURY	50000000	0.375	0.5722	5/18/21	4/30/25	15285.32	7999.28	0	23284.6
U.S. Treasuries	912828XB1	US TREASURY	50000000	2.125	0.5666	9/2/21	5/15/25	86616.85	-63277.78	0	23339.07
U.S. Treasuries	912828ZW3	US TREASURY	50000000	0.25	0.6546	3/8/21	6/30/25	10353.48	16369.05	0.00	26722.53
U.S. Treasuries	912828ZW3	US TREASURY	50000000	0.25	0.7014	3/9/21	6/30/25	10353.48	18240.74	0	28594.22
U.S. Treasuries	912828ZW3	US TREASURY	50000000	0.25	0.6025	5/12/21	6/30/25	10353.48	14279.8	0	24633.28
U.S. Treasuries	912828ZW3	US TREASURY	50000000	0.25	0.6511	5/13/21	6/30/25	10353.48	16230.74	0	26584.22
U.S. Treasuries	912828ZW3	US TREASURY	50000000	0.25	0.6175	5/18/21	6/30/25	10353.48	14882.19	0.00	25235.67
U.S. Treasuries	912828ZW3	US TREASURY	50000000	0.25	0.6022	7/12/21	6/30/25	10353.48	14274.39	0.00	24627.87
U.S. Treasuries	912828ZW3	US TREASURY	50000000	0.25	0.5091	8/5/21	6/30/25	10353.48	10526.31	0	20879.79
U.S. Treasuries	912828ZW3	US TREASURY	50000000	0.25	0.5583	8/6/21	6/30/25	10353.48	12508.78	0.00	22862.26
U.S. Treasuries	912828ZW3	US TREASURY	50000000	0.25	1.0354	12/7/21	6/30/25	10353.48	31616.31	0	41969.79
U.S. Treasuries	91282CAB7	US TREASURY	50000000	0.25	0.5246	8/5/21	7/31/25	10359.11	11147.3	0.00	21506.41
U.S. Treasuries	91282CAB7	US TREASURY	50000000	0.25	0.5738	8/6/21	7/31/25	10359.11	13128.22	0	23487.33
U.S. Treasuries	91282CAM3	US TREASURY	50000000	0.25	0.6628	5/12/21	9/30/25	10245.91	16678.37	0	26924.28
U.S. Treasuries	91282CAM3	US TREASURY	50000000	0.25	0.5987	7/26/21	9/30/25	10245.91	14120.83	0.00	24366.74
U.S. Treasuries	91282CAT8	US TREASURY	50000000	0.25	0.5542	2/25/21	10/31/25	10190.21	12308.46	0.00	22498.67
U.S. Treasuries	91282CAT8	US TREASURY	50000000	0.25	0.6521	3/2/21	10/31/25	10190.21	16230.2	0.00	26420.41
U.S. Treasuries	91282CAT8	US TREASURY	50000000	0.25	0.6655	3/4/21	10/31/25	10190.21	16765.66	0.00	26955.87
U.S. Treasuries	91282CBC4	US TREASURY	50000000	0.375	0.6036	2/25/21	12/31/25	15530.23	9235.96	0.00	24766.19
U.S. Treasuries	91282CBC4	US TREASURY	50000000	0.375	0.6814	2/26/21	12/31/25	15530.23	12354.7	0.00	27884.93
U.S. Treasuries	91282CBW0	US TREASURY	50000000	0.75	0.8929	6/28/21	4/30/26	30570.65	5736.69	0.00	36307.34
U.S. Treasuries	91282CBW0	US TREASURY	50000000	0.75	0.8642	7/2/21	4/30/26	30570.65	4586.47	0.00	35157.12
U.S. Treasuries	912828R36	US TREASURY	50000000	1.625	0.6924	7/23/21	5/15/26	66236.41	-37617.39	0.00	28619.02
U.S. Treasuries	912828R36	US TREASURY	50000000	1.625	0.8064	8/27/21	5/15/26	66236.41	-32937.72	0.00	33298.69
U.S. Treasuries	91282CCJ8	US TREASURY	50000000	0.875	0.9031	7/2/21	6/30/26	36237.20	1124.33	0.00	37361.53
U.S. Treasuries	91282CCJ8	US TREASURY	50000000	0.875	0.846	7/14/21	6/30/26	36237.20	-1164.11	0.00	35073.09
U.S. Treasuries	91282CCJ8	US TREASURY	50000000	0.875	0.7322	7/22/21	6/30/26	36237.20	-5748.95	0.00	30488.25
U.S. Treasuries	91282CCJ8	US TREASURY	50000000	0.875	0.7395	7/22/21	6/30/26	36237.20	-5456.62	0.00	30780.58
U.S. Treasuries	91282CCJ8	US TREASURY	50000000	0.875	0.706	8/6/21	6/30/26	36237.20	-6812.46	0.00	29424.74
U.S. Treasuries	91282CCJ8	US TREASURY	50000000	0.875	0.7746	8/10/21	6/30/26	36237.20	-4037.55	0	32199.65
U.S. Treasuries	91282CCJ8	US TREASURY	50000000	0.875	0.9018	9/24/21	6/30/26	36237.20	1077.58	0.00	37314.78
U.S. Treasuries	91282CCJ8	US TREASURY	50000000	0.875	1.0521	10/14/21	6/30/26	36237.20	7085.75	0	43322.95
U.S. Treasuries	91282CCJ8	US TREASURY	50000000	0.875	1.3228	1/4/22	6/30/26	36237.21	17814.22	0	54051.43
U.S. Treasuries	91282CCW9	US TREASURY	50000000	0.75	0.9797	9/28/21	8/31/26	30570.65	9189.9	0	39760.55
U.S. Treasuries	91282CCZ2	US TREASURY	50000000	0.875	1.0032	10/8/21	9/30/26	35860.66	5124.53	0	40985.19
U.S. Treasuries	91282CCZ2	US TREASURY	50000000	0.875	1.0105	10/8/21	9/30/26	35860.66	5414.61	0	41275.27
U.S. Treasuries	91282CCZ2	US TREASURY	50000000	0.875	1.1593	10/19/21	9/30/26	35860.66	11316.67	0	47177.33
U.S. Treasuries	91282CDK4	US TREASURY	50000000	1.25	1.2201	12/3/21	11/30/26	51229.51	-1189.23	0	50040.28
U.S. Treasuries	91282CDK4	US TREASURY	50000000	1.25	1.2014	12/7/21	11/30/26	51229.51	-1932.72	0.00	49296.79
U.S. Treasuries	91282CDK4	US TREASURY	50000000	1.25	2.5854	3/29/22	11/30/26	51229.51	51351.05	0	102580.56
U.S. Treasuries	91282CDQ1	US TREASURY	50000000	1.25	2.5489	3/29/22	12/31/26	51767.43	49929.43	0	101696.86
U.S. Treasuries	91282CEF4	US TREASURY	25000000	2.5	2.7091	4/6/22	3/31/27	51229.5	3992.1	0	55221.6
<b>Subtotals</b>			<b>\$ 4,475,000.00</b>					<b>\$ 3,156,829</b>	<b>\$ (243,509)</b>	<b>\$ -</b>	<b>\$ 2,913,320</b>
Federal Agencies	3133EHLY7	FEDERAL FARM CREDIT BANK	\$ -	1.88	1.85	6/6/17	6/2/22	\$ 2,604	\$ (33)	\$ -	\$ 2,572
Federal Agencies	3133EHLY7	FEDERAL FARM CREDIT BANK	-	1.88	1.88	6/9/17	6/2/22	2,604	1	-	2,606
Federal Agencies	3133EMF64	FEDERAL FARM CREDIT BANK	-	0.06	0.08	7/7/21	6/9/22	783	272	-	1,055
Federal Agencies	3133ELDK7	FEDERAL FARM CREDIT BANK	-	1.63	1.63	12/16/19	6/15/22	15,847	20	-	15,868
Federal Agencies	3133ELDK7	FEDERAL FARM CREDIT BANK	-	1.63	1.63	12/16/19	6/15/22	12,678	16	-	12,694
Federal Agencies	3133ELDK7	FEDERAL FARM CREDIT BANK	-	1.63	1.63	12/16/19	6/15/22	15,847	20	-	15,868

# Monthly Investment Earnings

## Pooled Fund

Type of Investment	CUSIP	Issuer Name	Par Value	Coupon	YTM <sup>1</sup>	Settle Date	Maturity		Amort.	Realized	Earned Income
							Date	Earned Interest			
Federal Agencies	313385F92	FED HOME LN DISCOUNT NT	25,000,000	0.00	1.12	5/10/22	9/16/22	-	23,333	-	23,333
Federal Agencies	3133EHZP1	FEDERAL FARM CREDIT BANK	25,000,000	1.85	0.69	3/18/20	9/20/22	38,542	(23,540)	-	15,002
Federal Agencies	3133ELVL5	FEDERAL FARM CREDIT BANK	40,000,000	0.70	0.71	4/3/20	10/3/22	23,333	329	-	23,662
Federal Agencies	3133EMS45	FEDERAL FARM CREDIT BANK	50,000,000	0.11	0.12	7/14/21	12/14/22	4,583	411	-	4,995
Federal Agencies	3133EMWK4	FEDERAL FARM CREDIT BANK	60,000,000	0.14	0.15	5/18/21	1/19/23	7,000	619	-	7,619
Federal Agencies	3133ELJH8	FEDERAL FARM CREDIT BANK	10,140,000	1.60	0.74	3/25/20	1/23/23	13,520	(7,083)	-	6,437
Federal Agencies	3133EMPH9	FEDERAL FARM CREDIT BANK	45,500,000	0.13	1.10	3/3/22	2/3/23	4,740	35,936	-	40,676
Federal Agencies	3133827H0	FEDERAL HOME LOAN BANK	44,400,000	2.14	1.08	3/7/22	2/6/23	79,180	(38,097)	-	41,083
Federal Agencies	3133ENDQ0	FEDERAL FARM CREDIT BANK	50,000,000	0.16	0.32	11/12/21	2/10/23	6,667	6,607	-	13,274
Federal Agencies	3133EMUH3	FEDERAL FARM CREDIT BANK	65,000,000	0.13	0.16	3/31/21	3/23/23	6,771	1,864	-	8,634
Federal Agencies	3133EMVP4	FEDERAL FARM CREDIT BANK	20,000,000	0.13	0.19	4/13/21	4/13/23	2,083	1,085	-	3,168
Federal Agencies	3133EMVP4	FEDERAL FARM CREDIT BANK	25,000,000	0.13	0.19	4/13/21	4/13/23	2,604	1,356	-	3,960
Federal Agencies	3133EMVP4	FEDERAL FARM CREDIT BANK	50,000,000	0.13	0.19	4/13/21	4/13/23	5,208	2,712	-	7,921
Federal Agencies	3133EMXM9	FEDERAL FARM CREDIT BANK	44,500,000	0.13	0.17	5/5/21	4/27/23	4,635	1,569	-	6,205
Federal Agencies	3133EMYX4	FEDERAL FARM CREDIT BANK	12,500,000	0.13	0.19	5/10/21	5/10/23	1,302	658	-	1,960
Federal Agencies	3133EMYX4	FEDERAL FARM CREDIT BANK	25,000,000	0.13	0.19	5/10/21	5/10/23	2,604	1,315	-	3,919
Federal Agencies	3133EMYX4	FEDERAL FARM CREDIT BANK	75,000,000	0.13	0.19	5/10/21	5/10/23	7,813	3,945	-	11,758
Federal Agencies	3130AMRY0	FEDERAL HOME LOAN BANK	15,000,000	0.13	0.17	6/4/21	6/2/23	1,563	569	-	2,131
Federal Agencies	3133EMF31	FEDERAL FARM CREDIT BANK	100,000,000	0.13	0.16	6/2/21	6/2/23	10,417	2,548	-	12,965
Federal Agencies	3133EMH96	FEDERAL FARM CREDIT BANK	50,000,000	0.13	0.26	6/28/21	6/14/23	5,208	5,663	-	10,871
Federal Agencies	3133EM3S9	FEDERAL FARM CREDIT BANK	48,067,000	0.20	0.53	12/14/21	6/26/23	8,011	12,924	-	20,935
Federal Agencies	3133EM3S9	FEDERAL FARM CREDIT BANK	50,000,000	0.20	0.22	8/26/21	6/26/23	8,333	902	-	9,235
Federal Agencies	3133EMS37	FEDERAL FARM CREDIT BANK	50,000,000	0.13	0.20	7/14/21	7/14/23	5,208	2,968	-	8,176
Federal Agencies	3133EMS37	FEDERAL FARM CREDIT BANK	50,000,000	0.13	0.22	7/14/21	7/14/23	5,208	3,812	-	9,020
Federal Agencies	3133ENEY2	FEDERAL FARM CREDIT BANK	50,000,000	0.45	0.45	11/24/21	7/24/23	18,750	173	-	18,923
Federal Agencies	3133EM2E1	FEDERAL FARM CREDIT BANK	50,000,000	0.16	0.19	8/10/21	8/10/23	6,667	1,233	-	7,900
Federal Agencies	3137EAEV7	FREDDIE MAC	40,776,000	0.25	0.59	12/6/21	8/24/23	8,495	11,178	-	19,673
Federal Agencies	3130AJXD6	FEDERAL HOME LOAN BANK	20,975,000	0.13	0.59	12/14/21	9/8/23	2,185	7,992	-	10,177
Federal Agencies	3135G0U43	FANNIE MAE	29,648,000	2.88	0.66	12/9/21	9/12/23	71,032	(53,519)	-	17,513
Federal Agencies	3133EM6N7	FEDERAL FARM CREDIT BANK	50,000,000	0.17	0.22	9/27/21	9/27/23	7,083	2,055	-	9,138
Federal Agencies	3133ENGF1	FEDERAL FARM CREDIT BANK	25,000,000	0.50	0.57	12/3/21	12/1/23	10,417	1,494	-	11,910
Federal Agencies	3133ENGF1	FEDERAL FARM CREDIT BANK	25,000,000	0.50	0.57	12/3/21	12/1/23	10,417	1,494	-	11,910
Federal Agencies	3133ENGF1	FEDERAL FARM CREDIT BANK	75,000,000	0.50	0.60	12/3/21	12/1/23	31,250	4,481	-	35,731
Federal Agencies	3130A3VC5	FEDERAL HOME LOAN BANK	10,000,000	2.25	0.73	12/10/21	12/8/23	18,750	(12,404)	-	6,346
Federal Agencies	3130A3VC5	FEDERAL HOME LOAN BANK	30,000,000	2.25	0.73	12/10/21	12/8/23	56,250	(37,212)	-	19,038
Federal Agencies	3133ENHR4	FEDERAL FARM CREDIT BANK	25,000,000	0.68	0.71	12/20/21	12/20/23	14,167	510	-	14,676
Federal Agencies	3133ENHR4	FEDERAL FARM CREDIT BANK	25,000,000	0.68	0.70	12/20/21	12/20/23	14,167	493	-	14,660
Federal Agencies	3133ENHR4	FEDERAL FARM CREDIT BANK	62,000,000	0.68	0.70	12/20/21	12/20/23	35,133	1,213	-	36,346
Federal Agencies	3133ENLF5	FEDERAL FARM CREDIT BANK	11,856,000	0.90	1.44	3/3/22	1/18/24	8,892	5,125	-	14,017
Federal Agencies	3133ENLF5	FEDERAL FARM CREDIT BANK	50,000,000	0.90	1.21	2/1/22	1/18/24	37,500	12,528	-	50,028
Federal Agencies	3130AFW94	FEDERAL HOME LOAN BANK	39,010,000	2.50	0.62	11/12/21	2/13/24	81,271	(59,738)	-	21,533
Federal Agencies	3133ELNE0	FEDERAL FARM CREDIT BANK	20,495,000	1.43	0.85	3/18/20	2/14/24	24,423	(9,572)	-	14,852
Federal Agencies	3133EMRZ7	FEDERAL FARM CREDIT BANK	5,000,000	0.25	0.26	2/26/21	2/26/24	1,042	49	-	1,091
Federal Agencies	3133EMRZ7	FEDERAL FARM CREDIT BANK	5,000,000	0.25	0.26	2/26/21	2/26/24	1,042	49	-	1,091
Federal Agencies	3133EMRZ7	FEDERAL FARM CREDIT BANK	100,000,000	0.25	0.26	2/26/21	2/26/24	20,833	986	-	21,820
Federal Agencies	3130ARHG9	FEDERAL HOME LOAN BANK	11,000,000	2.13	2.19	3/25/22	2/28/24	19,479	534	-	20,013
Federal Agencies	3130ARHG9	FEDERAL HOME LOAN BANK	25,000,000	2.13	2.19	3/25/22	2/28/24	44,271	1,213	-	45,484
Federal Agencies	3133EMTW2	FEDERAL FARM CREDIT BANK	50,000,000	0.30	0.34	3/18/21	3/18/24	12,500	1,656	-	14,156
Federal Agencies	3133EMTW2	FEDERAL FARM CREDIT BANK	50,000,000	0.30	0.34	3/18/21	3/18/24	12,500	1,657	-	14,157
Federal Agencies	3133EMWV0	FEDERAL FARM CREDIT BANK	16,545,000	0.35	0.34	5/4/21	4/22/24	4,826	(128)	-	4,697
Federal Agencies	3133EMWV0	FEDERAL FARM CREDIT BANK	29,424,000	0.35	0.34	5/4/21	4/22/24	8,582	(228)	-	8,354
Federal Agencies	3133EMWV0	FEDERAL FARM CREDIT BANK	39,000,000	0.35	0.34	5/4/21	4/22/24	11,375	(302)	-	11,073
Federal Agencies	3133ENWP1	FEDERAL FARM CREDIT BANK	45,000,000	2.63	2.69	5/16/22	5/16/24	98,438	2,493	-	100,931
Federal Agencies	3133ENWP1	FEDERAL FARM CREDIT BANK	50,000,000	2.63	2.69	5/16/22	5/16/24	109,375	2,770	-	112,145

# Monthly Investment Earnings

## Pooled Fund

Type of Investment	CUSIP	Issuer Name	Par Value	Coupon	YTM <sup>1</sup>	Settle Date	Maturity		Earned Interest	Amort.	Realized	Earned Income
							Date	Date		Expense	Gain/(Loss)	/Net Earnings
Federal Agencies	3133ENYH7	FEDERAL FARM CREDIT BANK	100,000,000	2.63	2.69	6/10/22	6/10/24	153,125	3,706	-	-	156,831
Federal Agencies	3130A1XJ2	FEDERAL HOME LOAN BANK	15,955,000	2.88	2.71	5/18/22	6/14/24	38,226	(2,115)	-	-	36,110
Federal Agencies	3130A1XJ2	FEDERAL HOME LOAN BANK	17,980,000	2.88	2.70	5/18/22	6/14/24	43,077	(2,526)	-	-	40,551
Federal Agencies	3130A1XJ2	FEDERAL HOME LOAN BANK	25,500,000	2.88	2.77	5/12/22	6/14/24	61,094	(2,063)	-	-	59,031
Federal Agencies	3130A1XJ2	FEDERAL HOME LOAN BANK	50,000,000	2.88	2.67	5/16/22	6/14/24	119,792	(8,053)	-	-	111,739
Federal Agencies	3133ENYX2	FEDERAL FARM CREDIT BANK	25,000,000	3.25	3.31	6/17/22	6/17/24	31,597	565	-	-	32,162
Federal Agencies	3133ENYX2	FEDERAL FARM CREDIT BANK	25,000,000	3.25	3.31	6/17/22	6/17/24	31,597	560	-	-	32,157
Federal Agencies	3133ENYX2	FEDERAL FARM CREDIT BANK	50,000,000	3.25	3.28	6/17/22	6/17/24	63,194	575	-	-	63,769
Federal Agencies	3133ENZS2	FEDERAL FARM CREDIT BANK	25,000,000	3.10	3.13	6/28/22	6/28/24	6,458	51	-	-	6,510
Federal Agencies	3133ENZS2	FEDERAL FARM CREDIT BANK	25,000,000	3.10	3.13	6/28/22	6/28/24	6,458	55	-	-	6,514
Federal Agencies	3133ENZS2	FEDERAL FARM CREDIT BANK	50,000,000	3.10	3.13	6/28/22	6/28/24	12,917	111	-	-	13,027
Federal Agencies	3133EMV25	FEDERAL FARM CREDIT BANK	50,000,000	0.45	0.39	8/6/21	7/23/24	18,750	(2,551)	-	-	16,199
Federal Agencies	3133EM5X6	FEDERAL FARM CREDIT BANK	25,000,000	0.43	0.46	9/23/21	9/23/24	8,958	691	-	-	9,649
Federal Agencies	3133EM5X6	FEDERAL FARM CREDIT BANK	50,000,000	0.43	0.46	9/23/21	9/23/24	17,917	1,382	-	-	19,299
Federal Agencies	3133EM5X6	FEDERAL FARM CREDIT BANK	50,000,000	0.43	0.46	9/23/21	9/23/24	17,917	1,382	-	-	19,299
Federal Agencies	3133ENEJ5	FEDERAL FARM CREDIT BANK	10,000,000	0.88	0.91	11/18/21	11/18/24	7,292	315	-	-	7,606
Federal Agencies	3133ENEJ5	FEDERAL FARM CREDIT BANK	10,000,000	0.88	0.91	11/18/21	11/18/24	7,292	315	-	-	7,606
Federal Agencies	3133ENEJ5	FEDERAL FARM CREDIT BANK	50,000,000	0.88	0.91	11/18/21	11/18/24	36,458	1,574	-	-	38,032
Federal Agencies	3133ELCP7	FEDERAL FARM CREDIT BANK	25,000,000	1.63	1.66	12/3/19	12/3/24	33,854	657	-	-	34,511
Federal Agencies	3133ENGQ7	FEDERAL FARM CREDIT BANK	50,000,000	0.92	0.93	12/9/21	12/9/24	38,333	411	-	-	38,744
Federal Agencies	3133ENGQ7	FEDERAL FARM CREDIT BANK	50,000,000	0.92	0.95	12/9/21	12/9/24	38,333	1,013	-	-	39,346
Federal Agencies	3133ENKS8	FEDERAL FARM CREDIT BANK	20,000,000	1.13	1.20	1/11/22	1/6/25	18,750	1,237	-	-	19,987
Federal Agencies	3133ENKS8	FEDERAL FARM CREDIT BANK	25,000,000	1.13	1.20	1/11/22	1/6/25	23,438	1,547	-	-	24,984
Federal Agencies	3133ENKS8	FEDERAL FARM CREDIT BANK	25,000,000	1.13	1.20	1/11/22	1/6/25	23,438	1,547	-	-	24,984
Federal Agencies	3135G0X24	FANNIE MAE	39,060,000	1.63	0.53	4/21/21	1/7/25	52,894	(34,765)	-	-	18,128
Federal Agencies	3137EAEP0	FREDDIE MAC	5,000,000	1.50	1.52	2/14/20	2/12/25	6,250	63	-	-	6,313
Federal Agencies	3137EAEP0	FREDDIE MAC	5,000,000	1.50	1.52	2/14/20	2/12/25	6,250	63	-	-	6,313
Federal Agencies	3137EAEP0	FREDDIE MAC	5,000,000	1.50	1.52	2/14/20	2/12/25	6,250	63	-	-	6,313
Federal Agencies	3137EAEP0	FREDDIE MAC	15,000,000	1.50	1.52	2/14/20	2/12/25	18,750	190	-	-	18,940
Federal Agencies	3137EAEP0	FREDDIE MAC	50,000,000	1.50	1.52	2/14/20	2/12/25	62,500	633	-	-	63,133
Federal Agencies	3137EAEP0	FREDDIE MAC	53,532,000	1.50	0.55	4/21/21	2/12/25	66,915	(41,308)	-	-	25,607
Federal Agencies	3133ELQY3	FEDERAL FARM CREDIT BANK	16,000,000	1.21	1.22	3/23/20	3/3/25	16,133	154	-	-	16,287
Federal Agencies	3133ELQY3	FEDERAL FARM CREDIT BANK	24,000,000	1.21	1.24	3/23/20	3/3/25	24,200	594	-	-	24,794
Federal Agencies	3133EMWT5	FEDERAL FARM CREDIT BANK	50,000,000	0.60	0.61	4/21/21	4/21/25	25,000	544	-	-	25,544
Federal Agencies	3135G03U5	FANNIE MAE	37,938,000	0.63	1.08	12/8/21	4/22/25	19,759	13,896	-	-	33,656
Federal Agencies	3135G03U5	FANNIE MAE	50,000,000	0.63	0.57	7/12/21	4/22/25	26,042	(2,348)	-	-	23,694
Federal Agencies	3135G03U5	FANNIE MAE	50,000,000	0.63	1.08	12/8/21	4/22/25	26,042	18,425	-	-	44,467
Federal Agencies	3133ENXE5	FEDERAL FARM CREDIT BANK	6,000,000	2.85	2.90	5/23/22	5/23/25	14,250	230	-	-	14,480
Federal Agencies	3133ENXE5	FEDERAL FARM CREDIT BANK	20,000,000	2.85	2.90	5/23/22	5/23/25	47,500	766	-	-	48,266
Federal Agencies	3133ENYQ7	FEDERAL FARM CREDIT BANK	50,000,000	2.95	2.97	6/13/22	6/13/25	73,750	402	-	-	74,152
Federal Agencies	3135G04Z3	FANNIE MAE	4,655,000	0.50	1.11	12/8/21	6/17/25	1,940	2,293	-	-	4,232
Federal Agencies	3135G04Z3	FANNIE MAE	10,000,000	0.50	1.11	12/8/21	6/17/25	4,167	4,904	-	-	9,071
Federal Agencies	3130AN4A5	FEDERAL HOME LOAN BANK	17,680,000	0.70	0.62	7/12/21	6/30/25	10,313	(1,131)	-	-	9,182
Federal Agencies	3135G05X7	FANNIE MAE	25,000,000	0.38	0.66	3/4/21	8/25/25	7,813	5,794	-	-	13,606
Federal Agencies	3135G05X7	FANNIE MAE	72,500,000	0.38	0.57	2/25/21	8/25/25	22,656	11,657	-	-	34,313
Federal Agencies	3130A8ZQ9	FEDERAL HOME LOAN BANK	10,295,000	1.75	1.03	11/2/21	9/12/25	15,014	(5,965)	-	-	9,049
Federal Agencies	3137EAEX3	FREDDIE MAC	22,600,000	0.38	0.68	3/4/21	9/23/25	7,063	5,492	-	-	12,555
Federal Agencies	3133ENEG1	FEDERAL FARM CREDIT BANK	39,675,000	1.05	1.08	11/17/21	11/17/25	34,716	1,084	-	-	35,799
Federal Agencies	3133ENEG1	FEDERAL FARM CREDIT BANK	55,000,000	1.05	1.09	11/17/21	11/17/25	48,125	1,581	-	-	49,706
Federal Agencies	3133ENHM5	FEDERAL FARM CREDIT BANK	45,000,000	1.17	1.20	12/16/21	12/16/25	43,875	943	-	-	44,818
Federal Agencies	3133ENHM5	FEDERAL FARM CREDIT BANK	50,000,000	1.17	1.20	12/16/21	12/16/25	48,750	1,047	-	-	49,797
Federal Agencies	3133EMZ21	FEDERAL FARM CREDIT BANK	15,500,000	0.69	0.75	8/9/21	4/6/26	8,913	738	-	-	9,651
Federal Agencies	3133ENUD0	FEDERAL FARM CREDIT BANK	20,000,000	2.64	2.69	4/8/22	4/8/26	44,000	797	-	-	44,797
Federal Agencies	3133ENUD0	FEDERAL FARM CREDIT BANK	30,000,000	2.64	2.69	4/8/22	4/8/26	66,000	1,195	-	-	67,195

# Monthly Investment Earnings

## Pooled Fund

Type of Investment	CUSIP	Issuer Name	Par Value	Coupon	YTM <sup>1</sup>	Settle Date	Maturity		Earned Interest	Amort.	Realized	Earned Income
							Date	Expense		Gain/(Loss)	/Net Earnings	
Federal Agencies	3130ANNM8	FEDERAL HOME LOAN BANK	25,000,000	1.05	1.05	8/19/21	7/13/26	21,875	-	-	21,875	
Federal Agencies	3130ANNM8	FEDERAL HOME LOAN BANK	25,000,000	1.05	1.05	8/19/21	7/13/26	21,875	-	-	21,875	
Federal Agencies	3130ANNM8	FEDERAL HOME LOAN BANK	25,000,000	1.05	1.05	8/19/21	7/13/26	21,875	-	-	21,875	
Federal Agencies	3130ANNM8	FEDERAL HOME LOAN BANK	25,000,000	1.05	1.05	8/19/21	7/13/26	21,875	-	-	21,875	
Federal Agencies	3130ANMP2	FEDERAL HOME LOAN BANK	25,000,000	1.07	1.07	8/20/21	7/27/26	22,292	-	-	22,292	
Federal Agencies	3130ANMP2	FEDERAL HOME LOAN BANK	25,000,000	1.07	1.07	8/20/21	7/27/26	22,292	-	-	22,292	
Federal Agencies	3130ANMP2	FEDERAL HOME LOAN BANK	25,000,000	1.07	1.07	8/20/21	7/27/26	22,292	-	-	22,292	
Federal Agencies	3130ANMP2	FEDERAL HOME LOAN BANK	25,000,000	1.07	1.07	8/20/21	7/27/26	22,292	-	-	22,292	
Federal Agencies	3130ANTG5	FEDERAL HOME LOAN BANK	25,000,000	1.05	1.05	9/13/21	8/10/26	21,875	-	-	21,875	
Federal Agencies	3130ANTG5	FEDERAL HOME LOAN BANK	25,000,000	1.05	1.05	9/13/21	8/10/26	21,875	-	-	21,875	
Federal Agencies	3130ANTG5	FEDERAL HOME LOAN BANK	25,000,000	1.05	1.05	9/13/21	8/10/26	21,875	-	-	21,875	
Federal Agencies	3130ANTG5	FEDERAL HOME LOAN BANK	25,000,000	1.05	1.05	9/13/21	8/10/26	21,875	-	-	21,875	
Federal Agencies	3130AP6T7	FEDERAL HOME LOAN BANK	25,000,000	1.08	1.08	10/1/21	9/3/26	22,396	-	-	22,396	
Federal Agencies	3130AP6T7	FEDERAL HOME LOAN BANK	25,000,000	1.08	1.08	10/1/21	9/3/26	22,396	-	-	22,396	
Federal Agencies	3130AP6T7	FEDERAL HOME LOAN BANK	25,000,000	1.08	1.08	10/1/21	9/3/26	22,396	-	-	22,396	
Federal Agencies	3130AP6T7	FEDERAL HOME LOAN BANK	25,000,000	1.08	1.08	10/1/21	9/3/26	22,396	-	-	22,396	
Federal Agencies	3130APPR0	FEDERAL HOME LOAN BANK	25,000,000	1.43	1.43	11/18/21	10/19/26	29,792	-	-	29,792	
Federal Agencies	3130APPR0	FEDERAL HOME LOAN BANK	25,000,000	1.43	1.43	11/18/21	10/19/26	29,792	-	-	29,792	
Federal Agencies	3130APPR0	FEDERAL HOME LOAN BANK	25,000,000	1.43	1.43	11/18/21	10/19/26	29,792	-	-	29,792	
Federal Agencies	3130APPR0	FEDERAL HOME LOAN BANK	25,000,000	1.43	1.43	11/18/21	10/19/26	29,792	-	-	29,792	
Federal Agencies	3130AQ7L1	FEDERAL HOME LOAN BANK	25,000,000	1.61	1.61	12/16/21	11/16/26	33,438	-	-	33,438	
Federal Agencies	3130AQ7L1	FEDERAL HOME LOAN BANK	25,000,000	1.61	1.61	12/16/21	11/16/26	33,438	-	-	33,438	
Federal Agencies	3130AQ7L1	FEDERAL HOME LOAN BANK	25,000,000	1.61	1.61	12/16/21	11/16/26	33,438	-	-	33,438	
Federal Agencies	3130AQ7L1	FEDERAL HOME LOAN BANK	25,000,000	1.61	1.61	12/16/21	11/16/26	33,438	-	-	33,438	
Federal Agencies	3130AQJ95	FEDERAL HOME LOAN BANK	25,000,000	1.65	1.65	1/14/22	12/14/26	34,271	-	-	34,271	
Federal Agencies	3130AQJ95	FEDERAL HOME LOAN BANK	25,000,000	1.65	1.65	1/14/22	12/14/26	34,271	-	-	34,271	
Federal Agencies	3130AQJ95	FEDERAL HOME LOAN BANK	25,000,000	1.65	1.65	1/14/22	12/14/26	34,271	-	-	34,271	
Federal Agencies	3130AQJ95	FEDERAL HOME LOAN BANK	25,000,000	1.65	1.65	1/14/22	12/14/26	34,271	-	-	34,271	
Federal Agencies	3130ARB59	FEDERAL HOME LOAN BANK	25,000,000	2.35	2.35	3/22/22	3/8/27	48,958	-	-	48,958	
Federal Agencies	3130ARB59	FEDERAL HOME LOAN BANK	25,000,000	2.35	2.35	3/22/22	3/8/27	48,958	-	-	48,958	
Federal Agencies	3130ARB59	FEDERAL HOME LOAN BANK	25,000,000	2.35	2.35	3/22/22	3/8/27	48,958	-	-	48,958	
Federal Agencies	3130ARB59	FEDERAL HOME LOAN BANK	25,000,000	2.35	2.35	3/22/22	3/8/27	48,958	-	-	48,958	
Federal Agencies	3133ENRD4	FEDERAL FARM CREDIT BANK	48,573,000	1.68	2.18	3/16/22	3/10/27	68,002	18,807	-	86,810	
Federal Agencies	3133ENTS9	FEDERAL FARM CREDIT BANK	22,500,000	2.60	2.70	4/6/22	4/5/27	48,750	1,770	-	50,520	
Federal Agencies	3133ENTS9	FEDERAL FARM CREDIT BANK	24,500,000	2.60	2.71	4/6/22	4/5/27	53,083	2,022	-	55,105	
Federal Agencies	3133ENTS9	FEDERAL FARM CREDIT BANK	25,000,000	2.60	2.77	4/6/22	4/5/27	54,167	3,222	-	57,389	
<b>Subtotals</b>			<b>\$ 4,760,279,000</b>					<b>\$ 3,983,684</b>	<b>\$ (54,785)</b>	<b>\$ -</b>	<b>\$ 3,928,899</b>	
Public Time Deposits	PPES5U4Q0	BANK OF SAN FRANCISCO	\$ -	0.13	0.13	12/6/21	6/6/22	\$ 181	\$ -	\$ -	\$ 181	
Public Time Deposits	PPEJ79PT6	BRIDGE BANK	-	0.13	0.13	12/20/21	6/20/22	701	-	-	701	
Public Time Deposits	PPE4E8VT6	BANK OF SAN FRANCISCO	10,000,000	0.81	0.81	3/21/22	9/19/22	6,750	-	-	6,750	
Public Time Deposits	PPEE5T97	BRIDGE BANK	10,000,000	0.81	0.81	3/21/22	9/19/22	6,658	-	-	6,658	
Public Time Deposits	PPFT6Q6D2	BANK OF SAN FRANCISCO	10,000,000	1.64	1.64	6/6/22	12/5/22	11,389	-	-	11,389	
Public Time Deposits	PPFR6ZB99	BRIDGE BANK	10,000,000	2.39	2.39	6/20/22	12/19/22	7,203	-	-	7,203	
<b>Subtotals</b>			<b>\$ 40,000,000</b>					<b>\$ 32,881</b>	<b>\$ -</b>	<b>\$ -</b>	<b>\$ 32,881</b>	
Negotiable CDs	06417MTV7	BANK OF NOVA SCOTIA HOUS	\$ -	0.30	0.30	12/2/21	6/15/22	\$ 11,667	\$ -	\$ -	\$ 11,667	
Negotiable CDs	78012UT96	ROYAL BANK OF CANADA NY	-	0.15	0.15	9/16/21	6/17/22	6,667	-	-	6,667	
Negotiable CDs	06417MTY1	BANK OF NOVA SCOTIA HOUS	-	0.31	0.31	12/6/21	6/30/22	24,972	-	-	24,972	
Negotiable CDs	78012UX42	ROYAL BANK OF CANADA NY	-	0.20	0.20	10/29/21	6/30/22	8,056	-	-	8,056	
Negotiable CDs	89114WMZ5	TORONTO DOMINION BANK NY	-	0.30	0.30	12/13/21	6/30/22	12,083	-	-	12,083	
Negotiable CDs	89114WQB4	TORONTO DOMINION BANK NY	-	0.53	0.53	2/1/22	6/30/22	21,347	-	-	21,347	
Negotiable CDs	06367CQB6	BANK OF MONTREAL CHICAGO	50,000,000	0.33	0.33	12/17/21	7/1/22	13,750	-	-	13,750	
Negotiable CDs	89114WJ89	TORONTO DOMINION BANK NY	50,000,000	0.21	0.21	10/19/21	7/1/22	8,750	-	-	8,750	

# Monthly Investment Earnings

## Pooled Fund

Type of Investment	CUSIP	Issuer Name	Par Value	Coupon	YTM <sup>1</sup>	Settle Date	Maturity		Earned Interest	Amort.	Realized	Earned Income
							Date	Date		Expense	Gain/(Loss)	/Net Earnings
Negotiable CDs	06417MUM5	BANK OF NOVA SCOTIA HOUS	100,000,000	0.31	0.31	12/13/21	7/6/22	25,833	-	-	25,833	
Negotiable CDs	06367CKG1	BANK OF MONTREAL CHICAGO	50,000,000	0.18	0.18	8/25/21	7/18/22	7,500	-	-	7,500	
Negotiable CDs	06367CKN6	BANK OF MONTREAL CHICAGO	50,000,000	0.18	0.18	8/30/21	7/18/22	7,500	-	-	7,500	
Negotiable CDs	06417MSJ5	BANK OF NOVA SCOTIA HOUS	50,000,000	0.24	0.24	11/2/21	8/1/22	10,000	-	-	10,000	
Negotiable CDs	06367CTZ0	BANK OF MONTREAL CHICAGO	50,000,000	1.17	1.17	4/11/22	8/17/22	48,750	-	-	48,750	
Negotiable CDs	06367CST5	BANK OF MONTREAL CHICAGO	50,000,000	0.83	0.83	3/2/22	8/29/22	34,583	-	-	34,583	
Negotiable CDs	78012U3T0	ROYAL BANK OF CANADA NY	50,000,000	0.80	0.80	2/28/22	8/29/22	33,333	-	-	33,333	
Negotiable CDs	06367CSP3	BANK OF MONTREAL CHICAGO	50,000,000	0.82	0.82	2/28/22	9/12/22	34,167	-	-	34,167	
Negotiable CDs	78012U3V5	ROYAL BANK OF CANADA NY	50,000,000	0.85	0.85	3/1/22	9/12/22	35,417	-	-	35,417	
Negotiable CDs	78012U4G7	ROYAL BANK OF CANADA NY	50,000,000	1.42	1.42	3/15/22	9/22/22	59,167	-	-	59,167	
Negotiable CDs	78012U4H5	ROYAL BANK OF CANADA NY	50,000,000	1.44	1.44	3/15/22	9/26/22	60,000	-	-	60,000	
Negotiable CDs	78012UW84	ROYAL BANK OF CANADA NY	50,000,000	0.28	0.28	10/26/21	9/26/22	11,667	-	-	11,667	
Negotiable CDs	06367CTT4	BANK OF MONTREAL CHICAGO	50,000,000	1.42	1.42	4/4/22	9/28/22	59,167	-	-	59,167	
Negotiable CDs	78012UW68	ROYAL BANK OF CANADA NY	50,000,000	0.30	0.30	10/25/21	10/24/22	12,500	-	-	12,500	
Negotiable CDs	89114WU52	TORONTO DOMINION BANK NY	50,000,000	1.50	1.50	4/4/22	10/24/22	62,500	-	-	62,500	
Negotiable CDs	96130ALC0	WESTPAC BANKING CORP NY	50,000,000	0.30	0.30	10/27/21	10/24/22	12,500	-	-	12,500	
Negotiable CDs	78012U2E4	ROYAL BANK OF CANADA NY	50,000,000	0.48	0.48	12/2/21	12/2/22	20,000	-	-	20,000	
Negotiable CDs	89114WM36	TORONTO DOMINION BANK NY	50,000,000	0.48	0.48	12/2/21	12/2/22	20,000	-	-	20,000	
Negotiable CDs	06367CPS0	BANK OF MONTREAL CHICAGO	50,000,000	0.52	0.52	12/8/21	12/7/22	21,667	-	-	21,667	
Negotiable CDs	89114WP58	TORONTO DOMINION BANK NY	60,000,000	0.57	0.57	1/6/22	12/30/22	28,500	-	-	28,500	
Negotiable CDs	89114WVV3	TORONTO DOMINION BANK NY	50,000,000	2.26	2.26	5/9/22	1/4/23	94,167	-	-	94,167	
Negotiable CDs	06367CTW7	BANK OF MONTREAL CHICAGO	50,000,000	1.92	1.92	4/6/22	1/13/23	80,000	-	-	80,000	
Negotiable CDs	89114WU94	TORONTO DOMINION BANK NY	50,000,000	1.92	1.92	4/6/22	1/13/23	80,000	-	-	80,000	
Negotiable CDs	06367CUZ8	BANK OF MONTREAL CHICAGO	50,000,000	2.28	2.28	5/12/22	1/18/23	95,000	-	-	95,000	
Negotiable CDs	89114WVX9	TORONTO DOMINION BANK NY	50,000,000	2.36	2.36	5/9/22	1/24/23	98,333	-	-	98,333	
Negotiable CDs	78012U5C5	ROYAL BANK OF CANADA NY	50,000,000	2.00	2.00	4/14/22	1/27/23	83,333	-	-	83,333	
Negotiable CDs	06367CSR9	BANK OF MONTREAL CHICAGO	50,000,000	1.18	1.18	3/1/22	1/30/23	49,167	-	-	49,167	
Negotiable CDs	89114WQL2	TORONTO DOMINION BANK NY	50,000,000	0.95	0.95	2/3/22	1/30/23	39,583	-	-	39,583	
Negotiable CDs	06367CSM0	BANK OF MONTREAL CHICAGO	50,000,000	1.35	1.35	2/28/22	2/13/23	56,250	-	-	56,250	
Negotiable CDs	89114WRW7	TORONTO DOMINION BANK NY	50,000,000	1.35	1.35	2/28/22	2/13/23	56,250	-	-	56,250	
Negotiable CDs	89114WUU7	TORONTO DOMINION BANK NY	100,000,000	2.16	2.16	4/12/22	2/27/23	180,000	-	-	180,000	
Negotiable CDs	06367CV46	BANK OF MONTREAL CHICAGO	50,000,000	2.60	2.60	5/17/22	3/27/23	108,333	-	-	108,333	
Negotiable CDs	78012U5Z4	ROYAL BANK OF CANADA NY	50,000,000	2.58	2.58	5/24/22	3/27/23	107,500	-	-	107,500	
Negotiable CDs	78012U6W0	ROYAL BANK OF CANADA NY	50,000,000	3.71	3.71	6/21/22	6/15/23	51,528	-	-	51,528	
Negotiable CDs	78012U7H2	ROYAL BANK OF CANADA NY	50,000,000	3.68	3.68	6/28/22	6/15/23	15,333	-	-	15,333	
<b>Subtotals</b>			<b>\$ 1,960,000,000</b>					<b>\$ 1,906,820</b>	<b>\$ -</b>	<b>\$ -</b>	<b>\$ 1,906,820</b>	
Commercial Paper	89233HF82	TOYOTA MOTOR CREDIT CORP	\$ -	0.00	0.20	11/10/21	6/8/22	\$ -	\$ 1,944	\$ -	\$ 1,944	
Commercial Paper	89233HFE9	TOYOTA MOTOR CREDIT CORP	-	0.00	0.21	10/25/21	6/14/22	-	3,792	-	3,792	
Commercial Paper	89233HFF6	TOYOTA MOTOR CREDIT CORP	-	0.00	0.32	12/21/21	6/15/22	-	6,222	-	6,222	
Commercial Paper	89233HFF6	TOYOTA MOTOR CREDIT CORP	-	0.00	0.30	1/4/22	6/15/22	-	5,833	-	5,833	
Commercial Paper	89233HFN9	TOYOTA MOTOR CREDIT CORP	-	0.00	0.27	12/6/21	6/22/22	-	7,875	-	7,875	
Commercial Paper	89233HFQ2	TOYOTA MOTOR CREDIT CORP	-	0.00	0.31	12/16/21	6/24/22	-	11,883	-	11,883	
Commercial Paper	89233HFW9	TOYOTA MOTOR CREDIT CORP	-	0.00	0.19	10/19/21	6/30/22	-	7,653	-	7,653	
Commercial Paper	89233HFW9	TOYOTA MOTOR CREDIT CORP	-	0.00	0.24	11/1/21	6/30/22	-	9,667	-	9,667	
Commercial Paper	62479MG15	MUFG BANK LTD NY	50,000,000	0.00	0.65	2/23/22	7/1/22	-	27,083	-	27,083	
Commercial Paper	89233HG16	TOYOTA MOTOR CREDIT CORP	50,000,000	0.00	0.24	11/19/21	7/1/22	-	10,000	-	10,000	
Commercial Paper	62479MGL1	MUFG BANK LTD NY	50,000,000	0.00	0.67	2/28/22	7/20/22	-	27,917	-	27,917	
Commercial Paper	62479MGN7	MUFG BANK LTD NY	50,000,000	0.00	0.70	3/1/22	7/22/22	-	29,167	-	29,167	
Commercial Paper	89233HH15	TOYOTA MOTOR CREDIT CORP	50,000,000	0.00	0.25	11/4/21	8/1/22	-	10,417	-	10,417	
Commercial Paper	62479MH30	MUFG BANK LTD NY	50,000,000	0.00	1.21	3/28/22	8/3/22	-	50,000	-	50,000	
Commercial Paper	62479MH55	MUFG BANK LTD NY	50,000,000	0.00	1.14	4/6/22	8/5/22	-	47,500	-	47,500	
Commercial Paper	62479MHQ9	MUFG BANK LTD NY	50,000,000	0.00	1.21	4/12/22	8/24/22	-	50,000	-	50,000	
Commercial Paper	03785EJ62	APPLE INC	40,000,000	0.00	1.20	5/10/22	9/6/22	-	40,000	-	40,000	

## Monthly Investment Earnings Pooled Fund

Type of Investment	CUSIP	Issuer Name	Par Value	Coupon	YTM <sup>1</sup>	Settle Date	Maturity		Earned Interest	Amort.	Realized	Earned Income
							Date	Expense		Gain/(Loss)	/Net Earnings	
Commercial Paper	62479MJE4	MUFG BANK LTD NY	40,000,000	0.00	1.61	5/10/22	9/14/22	-	53,333	-	53,333	
Commercial Paper	62479MKC6	MUFG BANK LTD NY	50,000,000	0.00	2.34	6/22/22	10/12/22	-	29,000	-	29,000	
Commercial Paper	89233HKL7	TOYOTA MOTOR CREDIT CORP	50,000,000	0.00	2.37	6/23/22	10/20/22	-	26,111	-	26,111	
Commercial Paper	89233HKM5	TOYOTA MOTOR CREDIT CORP	50,000,000	0.00	2.44	6/27/22	10/21/22	-	13,444	-	13,444	
Commercial Paper	62479MKS1	MUFG BANK LTD NY	50,000,000	0.00	2.47	6/27/22	10/26/22	-	13,611	-	13,611	
<b>Subtotals</b>			<b>\$ 680,000,000</b>					<b>\$ -</b>	<b>\$ 482,453</b>	<b>\$ -</b>	<b>\$ 482,453</b>	
Money Market Funds	09248U718	BLACKROCK LIQ INST GOV FUND	\$ 161,563,599	1.03	1.03	6/30/22	7/1/22	\$ 55,177	\$ -	\$ -	\$ 55,177	
Money Market Funds	262006208	DREYFUS GOVERN CASH MGMT-I	678,592,464	1.03	1.03	6/30/22	7/1/22	512,287	-	-	512,287	
Money Market Funds	31607A703	FIDELITY INST GOV FUND	14,369,461	0.97	0.97	6/30/22	7/1/22	11,396	-	-	11,396	
Money Market Funds	608919718	FEDERATED GOVERNMENT OBL-PRM	306,135,211	1.27	1.27	6/30/22	7/1/22	26,899	-	-	26,899	
Money Market Funds	61747C707	MORGAN STANLEY INST GOVT FUND	879,461,896	1.07	1.07	6/30/22	7/1/22	597,009	-	-	597,009	
Money Market Funds	85749T517	STATE ST INST US GOV MM-OPP	400,624,322	1.06	1.06	6/30/22	7/1/22	348,549	-	-	348,549	
<b>Subtotals</b>			<b>\$ 2,440,746,955</b>					<b>\$ 1,551,318</b>	<b>\$ -</b>	<b>\$ -</b>	<b>\$ 1,551,318</b>	
Supranationals	459058ES8	INTL BK RECON & DEVELOP	\$ 64,387,000	1.88	0.33	12/16/21	10/7/22	\$ 100,658	\$ (81,390)	\$ -	\$ 19,269	
Supranationals	459058JV6	INTL BK RECON & DEVELOP	100,000,000	0.13	0.26	4/20/21	4/20/23	10,500	8,507	-	19,007	
Supranationals	4581X0CC0	INTER-AMERICAN DEVEL BK	25,756,000	3.00	0.65	12/15/21	10/4/23	64,390	(49,320)	-	15,070	
Supranationals	45906M3B5	INTL BK RECON & DEVELOP	100,000,000	1.98	1.98	3/23/22	6/14/24	165,000	-	-	165,000	
Supranationals	459056HV2	INTL BK RECON & DEVELOP	50,000,000	1.50	0.79	11/2/21	8/28/24	62,500	(28,667)	-	33,833	
Supranationals	4581X0DZ8	INTER-AMERICAN DEVEL BK	50,000,000	0.50	0.78	11/4/21	9/23/24	20,833	11,513	-	32,347	
Supranationals	45950VQG4	INTL FINANCE CORP	10,000,000	0.44	0.72	10/22/21	9/23/24	3,667	2,286	-	5,953	
Supranationals	4581X0CM8	INTER-AMERICAN DEVEL BK	100,000,000	2.13	0.58	4/26/21	1/15/25	177,083	(125,206)	-	51,877	
Supranationals	459058JB0	INTL BK RECON & DEVELOP	40,000,000	0.63	0.56	7/23/21	4/22/25	20,867	(1,885)	-	18,982	
Supranationals	4581X0DN5	INTER-AMERICAN DEVEL BK	28,900,000	0.63	0.99	11/1/21	7/15/25	15,052	8,452	-	23,504	
Supranationals	45818WDG8	INTER-AMERICAN DEVEL BK	19,500,000	0.82	0.75	8/25/21	2/27/26	13,325	(1,037)	-	12,288	
<b>Subtotals</b>			<b>\$ 588,543,000</b>					<b>\$ 653,875</b>	<b>\$ (256,746)</b>	<b>\$ -</b>	<b>\$ 397,129</b>	
<b>Grand Totals</b>			<b>\$ 14,944,568,955</b>					<b>\$ 11,285,407</b>	<b>\$ (72,588)</b>	<b>\$ -</b>	<b>\$ 11,212,819</b>	

<sup>1</sup>Yield to maturity is calculated at purchase

# Investment Transactions

## Pooled Fund

For month ended June 30, 2022

Transaction	Settle	Maturity	Type of Investment	Issuer Name	CUSIP	Par Value	Coupon	YTM	Price	Interest	Transaction
Purchase	6/2/22	7/1/22	Money Market Funds	MORGAN STANLEY INST GOVT	61747C707	\$ 135,000,000	1.07	1.07	\$ 100.00	\$ -	\$ 135,000,000
Purchase	6/6/22	12/5/22	Public Time Deposits	BANK OF SAN FRANCISCO	PPFT6Q6D2	10,000,000	1.64	1.64	100.00	-	10,000,000
Purchase	6/8/22	7/1/22	Money Market Funds	DREYFUS GOVERN CASH MGMT	262006208	80,000,000	1.03	1.03	100.00	-	80,000,000
Purchase	6/9/22	7/1/22	Money Market Funds	MORGAN STANLEY INST GOVT	61747C707	45,000,000	1.07	1.07	100.00	-	45,000,000
Purchase	6/10/22	6/10/24	Federal Agencies	FEDERAL FARM CREDIT BANK	3133ENYH7	100,000,000	2.63	2.69	99.87	-	99,871,000
Purchase	6/10/22	7/1/22	Money Market Funds	DREYFUS GOVERN CASH MGMT	262006208	20,000,000	1.03	1.03	100.00	-	20,000,000
Purchase	6/13/22	6/13/25	Federal Agencies	FEDERAL FARM CREDIT BANK	3133ENYQ7	50,000,000	2.95	2.97	99.95	-	49,975,500
Purchase	6/14/22	7/1/22	Money Market Funds	MORGAN STANLEY INST GOVT	61747C707	15,000,000	1.07	1.07	100.00	-	15,000,000
Purchase	6/17/22	6/17/24	Federal Agencies	FEDERAL FARM CREDIT BANK	3133ENYX2	25,000,000	3.25	3.31	99.88	-	24,970,500
Purchase	6/17/22	6/17/24	Federal Agencies	FEDERAL FARM CREDIT BANK	3133ENYX2	25,000,000	3.25	3.31	99.88	-	24,970,750
Purchase	6/17/22	6/17/24	Federal Agencies	FEDERAL FARM CREDIT BANK	3133ENYX2	50,000,000	3.25	3.28	99.94	-	49,970,000
Purchase	6/20/22	12/19/22	Public Time Deposits	BRIDGE BANK	PPFR6ZB99	10,000,000	2.39	2.39	100.00	-	10,000,000
Purchase	6/21/22	6/15/23	Negotiable CDs	ROYAL BANK OF CANADA NY	78012U6W0	50,000,000	3.71	3.71	100.00	-	50,000,000
Purchase	6/21/22	7/1/22	Money Market Funds	DREYFUS GOVERN CASH MGMT	262006208	100,000,000	1.03	1.03	100.00	-	100,000,000
Purchase	6/21/22	7/1/22	Money Market Funds	MORGAN STANLEY INST GOVT	61747C707	150,000,000	1.07	1.07	100.00	-	150,000,000
Purchase	6/22/22	10/12/22	Commercial Paper	MUFG BANK LTD NY	62479MKC6	50,000,000	0.00	2.34	99.28	-	49,639,111
Purchase	6/23/22	7/1/22	Money Market Funds	DREYFUS GOVERN CASH MGMT	262006208	25,000,000	1.03	1.03	100.00	-	25,000,000
Purchase	6/23/22	10/20/22	Commercial Paper	TOYOTA MOTOR CREDIT CORP	89233HKL7	50,000,000	0.00	2.37	99.22	-	49,611,597
Purchase	6/24/22	7/1/22	Money Market Funds	DREYFUS GOVERN CASH MGMT	262006208	65,000,000	1.03	1.03	100.00	-	65,000,000
Purchase	6/27/22	10/21/22	Commercial Paper	TOYOTA MOTOR CREDIT CORP	89233HKM5	50,000,000	0.00	2.44	99.22	-	49,610,111
Purchase	6/27/22	10/26/22	Commercial Paper	MUFG BANK LTD NY	62479MKS1	50,000,000	0.00	2.47	99.18	-	49,588,264
Purchase	6/28/22	6/15/23	Negotiable CDs	ROYAL BANK OF CANADA NY	78012U7H2	50,000,000	3.68	3.68	100.00	-	50,000,000
Purchase	6/28/22	6/28/24	Federal Agencies	FEDERAL FARM CREDIT BANK	3133ENZS2	25,000,000	3.10	3.13	99.95	-	24,987,500
Purchase	6/28/22	6/28/24	Federal Agencies	FEDERAL FARM CREDIT BANK	3133ENZS2	25,000,000	3.10	3.13	99.95	-	24,986,500
Purchase	6/28/22	6/28/24	Federal Agencies	FEDERAL FARM CREDIT BANK	3133ENZS2	50,000,000	3.10	3.13	99.95	-	49,973,000
Purchase	6/29/22	7/1/22	Money Market Funds	FEDERATED GOVERNMENT OBL	608919718	145,000,000	1.27	1.27	100.00	-	145,000,000
Purchase	6/30/22	7/1/22	Money Market Funds	BLACKROCK LIQ INST GOV F	09248U718	100,000,000	1.03	1.03	100.00	-	100,000,000
Purchase	6/30/22	7/1/22	Money Market Funds	DREYFUS GOVERN CASH MGMT	262006208	512,288	1.03	1.03	100.00	-	512,288
Purchase	6/30/22	7/1/22	Money Market Funds	DREYFUS GOVERN CASH MGMT	262006208	150,000,000	1.03	1.03	100.00	-	150,000,000
Purchase	6/30/22	7/1/22	Money Market Funds	FIDELITY INST GOV FUND	31607A703	11,396	0.97	0.97	100.00	-	11,396
Purchase	6/30/22	7/1/22	Money Market Funds	FEDERATED GOVERNMENT OBL	608919718	26,899	1.27	1.27	100.00	-	26,899
Purchase	6/30/22	7/1/22	Money Market Funds	FEDERATED GOVERNMENT OBL	608919718	150,000,000	1.27	1.27	100.00	-	150,000,000
Purchase	6/30/22	7/1/22	Money Market Funds	MORGAN STANLEY INST GOVT	61747C707	597,009	1.07	1.07	100.00	-	597,009
Purchase	6/30/22	7/1/22	Money Market Funds	MORGAN STANLEY INST GOVT	61747C707	135,000,000	1.07	1.07	100.00	-	135,000,000
Purchase	6/30/22	7/1/22	Money Market Funds	STATE ST INST US GOV MM-	85749T517	348,549	1.06	1.06	100.00	-	348,549
<b>Subtotals</b>						<b>\$1,986,496,141</b>	<b>1.46</b>	<b>1.71</b>	<b>\$ 99.91</b>	<b>\$ -</b>	<b>\$1,984,649,974</b>
Sale	6/3/22	7/1/22	Money Market Funds	MORGAN STANLEY INST GOVT	61747C707	\$ 26,000,000	1.07	1.07	\$ 100.00	\$ -	\$ 26,000,000
Sale	6/6/22	7/1/22	Money Market Funds	MORGAN STANLEY INST GOVT	61747C707	102,000,000	1.07	1.07	100.00	-	102,000,000
Sale	6/7/22	7/1/22	Money Market Funds	MORGAN STANLEY INST GOVT	61747C707	24,000,000	1.07	1.07	100.00	-	24,000,000
Sale	6/10/22	7/1/22	Money Market Funds	MORGAN STANLEY INST GOVT	61747C707	96,000,000	1.07	1.07	100.00	-	96,000,000
Sale	6/13/22	7/1/22	Money Market Funds	DREYFUS GOVERN CASH MGMT	262006208	22,000,000	1.03	1.03	100.00	-	22,000,000
Sale	6/15/22	7/1/22	Money Market Funds	DREYFUS GOVERN CASH MGMT	262006208	72,000,000	1.03	1.03	100.00	-	72,000,000
Sale	6/17/22	7/1/22	Money Market Funds	DREYFUS GOVERN CASH MGMT	262006208	35,000,000	1.03	1.03	100.00	-	35,000,000
Sale	6/22/22	7/1/22	Money Market Funds	DREYFUS GOVERN CASH MGMT	262006208	95,000,000	1.03	1.03	100.00	-	95,000,000
Sale	6/27/22	7/1/22	Money Market Funds	DREYFUS GOVERN CASH MGMT	262006208	52,000,000	1.03	1.03	100.00	-	52,000,000
Sale	6/28/22	7/1/22	Money Market Funds	DREYFUS GOVERN CASH MGMT	262006208	66,000,000	1.03	1.03	100.00	-	66,000,000
<b>Subtotals</b>						<b>\$ 590,000,000</b>	<b>1.05</b>	<b>1.05</b>	<b>\$ 100.00</b>	<b>\$ -</b>	<b>\$ 590,000,000</b>

# Investment Transactions

## Pooled Fund

Transaction	Settle	Maturity	Type of Investment	Issuer Name	CUSIP	Par Value	Coupon	YTM	Price	Interest	Transaction
Maturity	6/2/22	6/2/22	Federal Agencies	FEDERAL FARM CREDIT BANK	3133EHLY7	\$ 50,000,000	1.88	1.85	100.00	\$ 468,750	\$ 50,468,750
Maturity	6/2/22	6/2/22	Federal Agencies	FEDERAL FARM CREDIT BANK	3133EHLY7	50,000,000	1.88	1.88	100.00	468,750	50,468,750
Maturity	6/6/22	6/6/22	Public Time Deposits	BANK OF SAN FRANCISCO	PPES5U4Q0	10,000,000	0.13	0.13	100.00	6,572	10,006,572
Maturity	6/8/22	6/8/22	Commercial Paper	TOYOTA MOTOR CREDIT CORP	89233HF82	50,000,000	0.00	0.20	100.00	-	50,000,000
Maturity	6/9/22	6/9/22	Federal Agencies	FEDERAL FARM CREDIT BANK	3133EMF64	58,735,000	0.06	0.08	100.00	17,621	58,752,621
Maturity	6/14/22	6/14/22	Commercial Paper	TOYOTA MOTOR CREDIT CORP	89233HFE9	50,000,000	0.00	0.21	100.00	-	50,000,000
Maturity	6/15/22	6/15/22	Negotiable CDs	BANK OF NOVA SCOTIA HOUS	06417MTV7	100,000,000	0.30	0.30	100.00	162,500	100,162,500
Maturity	6/15/22	6/15/22	Federal Agencies	FEDERAL FARM CREDIT BANK	3133ELDK7	20,000,000	1.63	1.63	100.00	163,000	20,163,000
Maturity	6/15/22	6/15/22	Federal Agencies	FEDERAL FARM CREDIT BANK	3133ELDK7	25,000,000	1.63	1.63	100.00	203,750	25,203,750
Maturity	6/15/22	6/15/22	Federal Agencies	FEDERAL FARM CREDIT BANK	3133ELDK7	25,000,000	1.63	1.63	100.00	203,750	25,203,750
Maturity	6/15/22	6/15/22	Commercial Paper	TOYOTA MOTOR CREDIT CORP	89233HFF6	50,000,000	0.00	0.32	100.00	-	50,000,000
Maturity	6/15/22	6/15/22	Commercial Paper	TOYOTA MOTOR CREDIT CORP	89233HFF6	50,000,000	0.00	0.30	100.00	-	50,000,000
Maturity	6/15/22	6/15/22	U.S. Treasuries	US TREASURY	9128286Y1	50,000,000	1.75	0.08	100.00	437,500	50,437,500
Maturity	6/15/22	6/15/22	U.S. Treasuries	US TREASURY	9128286Y1	50,000,000	1.75	0.09	100.00	437,500	50,437,500
Maturity	6/17/22	6/17/22	Negotiable CDs	ROYAL BANK OF CANADA NY	78012UT96	100,000,000	0.15	0.15	100.00	114,167	100,114,167
Maturity	6/20/22	6/20/22	Public Time Deposits	BRIDGE BANK	PPEJ79PT6	10,000,000	0.14	0.13	100.00	7,400	10,007,400
Maturity	6/22/22	6/22/22	Commercial Paper	TOYOTA MOTOR CREDIT CORP	89233HFN9	50,000,000	0.00	0.27	100.00	-	50,000,000
Maturity	6/24/22	6/24/22	Commercial Paper	TOYOTA MOTOR CREDIT CORP	89233HFQ2	60,000,000	0.00	0.31	100.00	-	60,000,000
Maturity	6/28/22	6/28/22	U.S. Treasuries	TREASURY BILL	912796W39	25,000,000	0.00	0.48	100.00	-	25,000,000
Maturity	6/30/22	6/30/22	Negotiable CDs	BANK OF NOVA SCOTIA HOUS	06417MTY1	100,000,000	0.31	0.31	100.00	177,389	100,177,389
Maturity	6/30/22	6/30/22	Negotiable CDs	ROYAL BANK OF CANADA NY	78012UX42	50,000,000	0.20	0.20	100.00	67,778	50,067,778
Maturity	6/30/22	6/30/22	Negotiable CDs	TORONTO DOMINION BANK NY	89114WMZ5	50,000,000	0.30	0.30	100.00	82,917	50,082,917
Maturity	6/30/22	6/30/22	Negotiable CDs	TORONTO DOMINION BANK NY	89114WQB4	50,000,000	0.53	0.53	100.00	109,681	50,109,681
Maturity	6/30/22	6/30/22	Commercial Paper	TOYOTA MOTOR CREDIT CORP	89233HFW9	50,000,000	0.00	0.19	100.00	-	50,000,000
Maturity	6/30/22	6/30/22	Commercial Paper	TOYOTA MOTOR CREDIT CORP	89233HFW9	50,000,000	0.00	0.24	100.00	-	50,000,000
Maturity	6/30/22	6/30/22	U.S. Treasuries	US TREASURY	912828XW5	25,000,000	1.75	1.77	100.00	218,750	25,218,750
Maturity	6/30/22	6/30/22	U.S. Treasuries	US TREASURY	912828ZX1	50,000,000	0.13	0.11	100.00	31,250	50,031,250
Maturity	6/30/22	6/30/22	U.S. Treasuries	US TREASURY	912828ZX1	50,000,000	0.13	0.09	100.00	31,250	50,031,250
Maturity	6/30/22	6/30/22	U.S. Treasuries	US TREASURY	912828ZX1	50,000,000	0.13	0.08	100.00	31,250	50,031,250
Maturity	6/30/22	6/30/22	U.S. Treasuries	US TREASURY	912828ZX1	50,000,000	0.13	0.09	100.00	31,250	50,031,250
Maturity	6/30/22	6/30/22	U.S. Treasuries	US TREASURY	912828ZX1	50,000,000	0.13	0.09	100.00	31,250	50,031,250
Maturity	6/30/22	6/30/22	U.S. Treasuries	US TREASURY	912828ZX1	50,000,000	0.13	0.09	100.00	31,250	50,031,250
<b>Subtotals</b>						<b>\$1,558,735,000</b>	<b>0.44</b>	<b>0.41</b>	<b>\$ -</b>	<b>\$ 3,535,273</b>	<b>\$1,562,270,273</b>
Interest	6/1/22	12/1/23	Federal Agencies	FEDERAL FARM CREDIT BANK	3133ENGF1	\$ 25,000,000	0.50	0.57	0.00	0.00	\$ 61,806
Interest	6/1/22	12/1/23	Federal Agencies	FEDERAL FARM CREDIT BANK	3133ENGF1	25,000,000	0.50	0.57	0.00	0.00	61,806
Interest	6/1/22	12/1/23	Federal Agencies	FEDERAL FARM CREDIT BANK	3133ENGF1	75,000,000	0.50	0.59	0.00	0.00	185,417
Interest	6/2/22	6/2/23	Federal Agencies	FEDERAL HOME LOAN BANK	3130AMRY0	15,000,000	0.13	0.17	0.00	0.00	9,375
Interest	6/2/22	6/2/23	Federal Agencies	FEDERAL FARM CREDIT BANK	3133EMF31	100,000,000	0.13	0.16	0.00	0.00	62,500
Interest	6/3/22	12/3/24	Federal Agencies	FEDERAL FARM CREDIT BANK	3133ELCP7	25,000,000	1.63	1.66	0.00	0.00	203,125
Interest	6/8/22	12/8/23	Federal Agencies	FEDERAL HOME LOAN BANK	3130A3VC5	10,000,000	2.25	0.73	0.00	0.00	112,500
Interest	6/8/22	12/8/23	Federal Agencies	FEDERAL HOME LOAN BANK	3130A3VC5	30,000,000	2.25	0.73	0.00	0.00	337,500
Interest	6/9/22	12/9/24	Federal Agencies	FEDERAL FARM CREDIT BANK	3133ENGQ7	50,000,000	0.92	0.93	0.00	0.00	230,000
Interest	6/9/22	12/9/24	Federal Agencies	FEDERAL FARM CREDIT BANK	3133ENGQ7	50,000,000	0.92	0.95	0.00	0.00	230,000
Interest	6/14/22	6/14/23	Federal Agencies	FEDERAL FARM CREDIT BANK	3133EMH96	50,000,000	0.13	0.26	0.00	0.00	31,250
Interest	6/14/22	6/14/24	Federal Agencies	FEDERAL HOME LOAN BANK	3130A1XJ2	15,955,000	2.88	2.71	0.00	0.00	229,353
Interest	6/14/22	6/14/24	Federal Agencies	FEDERAL HOME LOAN BANK	3130A1XJ2	17,980,000	2.88	2.70	0.00	0.00	258,463
Interest	6/14/22	6/14/24	Federal Agencies	FEDERAL HOME LOAN BANK	3130A1XJ2	25,500,000	2.88	2.77	0.00	0.00	366,563
Interest	6/14/22	6/14/24	Federal Agencies	FEDERAL HOME LOAN BANK	3130A1XJ2	50,000,000	2.88	2.67	0.00	0.00	718,750
Interest	6/14/22	6/14/24	Supranationals	INTL BK RECON & DEVELOP	45906M3B5	100,000,000	1.98	1.98	0.00	0.00	445,500



# Investment Transactions

## Pooled Fund

Transaction	Settle	Maturity	Type of Investment	Issuer Name	CUSIP	Par Value	Coupon	YTM	Price	Interest	Transaction
Interest	6/14/22	12/14/22	Federal Agencies	FEDERAL FARM CREDIT BANK	3133EMS45	50,000,000	0.11	0.12	0.00	0.00	27,500
Interest	6/15/22	6/15/23	U.S. Treasuries	US TREASURY	912828ZU7	50,000,000	0.25	0.19	0.00	0.00	62,500
Interest	6/15/22	6/15/23	U.S. Treasuries	US TREASURY	912828ZU7	50,000,000	0.25	0.18	0.00	0.00	62,500
Interest	6/15/22	6/15/23	U.S. Treasuries	US TREASURY	912828ZU7	50,000,000	0.25	0.25	0.00	0.00	62,500
Interest	6/15/22	12/15/23	U.S. Treasuries	US TREASURY	91282CBA8	50,000,000	0.13	0.30	0.00	0.00	31,250
Interest	6/15/22	12/15/23	U.S. Treasuries	US TREASURY	91282CBA8	50,000,000	0.13	0.72	0.00	0.00	31,250
Interest	6/15/22	12/15/23	U.S. Treasuries	US TREASURY	91282CBA8	50,000,000	0.13	0.69	0.00	0.00	31,250
Interest	6/16/22	12/16/25	Federal Agencies	FEDERAL FARM CREDIT BANK	3133ENHM5	45,000,000	1.17	1.20	0.00	0.00	263,250
Interest	6/16/22	12/16/25	Federal Agencies	FEDERAL FARM CREDIT BANK	3133ENHM5	50,000,000	1.17	1.20	0.00	0.00	292,500
Interest	6/17/22	6/17/25	Federal Agencies	FANNIE MAE	3135G04Z3	4,655,000	0.50	1.11	0.00	0.00	11,638
Interest	6/17/22	6/17/25	Federal Agencies	FANNIE MAE	3135G04Z3	10,000,000	0.50	1.11	0.00	0.00	25,000
Interest	6/20/22	12/20/23	Federal Agencies	FEDERAL FARM CREDIT BANK	3133ENHR4	25,000,000	0.68	0.71	0.00	0.00	85,000
Interest	6/20/22	12/20/23	Federal Agencies	FEDERAL FARM CREDIT BANK	3133ENHR4	25,000,000	0.68	0.70	0.00	0.00	85,000
Interest	6/20/22	12/20/23	Federal Agencies	FEDERAL FARM CREDIT BANK	3133ENHR4	62,000,000	0.68	0.70	0.00	0.00	210,800
Interest	6/26/22	6/26/23	Federal Agencies	FEDERAL FARM CREDIT BANK	3133EM3S9	48,067,000	0.20	0.53	0.00	0.00	48,067
Interest	6/26/22	6/26/23	Federal Agencies	FEDERAL FARM CREDIT BANK	3133EM3S9	50,000,000	0.20	0.22	0.00	0.00	50,000
Interest	6/30/22	6/30/23	U.S. Treasuries	US TREASURY	912828S35	50,000,000	1.38	1.61	0.00	0.00	343,750
Interest	6/30/22	6/30/23	U.S. Treasuries	US TREASURY	912828S35	50,000,000	1.38	0.24	0.00	0.00	343,750
Interest	6/30/22	6/30/23	U.S. Treasuries	US TREASURY	91282CCK5	50,000,000	0.13	0.26	0.00	0.00	31,250
Interest	6/30/22	6/30/25	Federal Agencies	FEDERAL HOME LOAN BANK	3130AN4A5	17,680,000	0.70	0.62	0.00	0.00	61,880
Interest	6/30/22	6/30/25	U.S. Treasuries	US TREASURY	912828ZW3	50,000,000	0.25	0.65	0.00	0.00	62,500
Interest	6/30/22	6/30/25	U.S. Treasuries	US TREASURY	912828ZW3	50,000,000	0.25	0.70	0.00	0.00	62,500
Interest	6/30/22	6/30/25	U.S. Treasuries	US TREASURY	912828ZW3	50,000,000	0.25	0.60	0.00	0.00	62,500
Interest	6/30/22	6/30/25	U.S. Treasuries	US TREASURY	912828ZW3	50,000,000	0.25	0.65	0.00	0.00	62,500
Interest	6/30/22	6/30/25	U.S. Treasuries	US TREASURY	912828ZW3	50,000,000	0.25	0.62	0.00	0.00	62,500
Interest	6/30/22	6/30/25	U.S. Treasuries	US TREASURY	912828ZW3	50,000,000	0.25	0.60	0.00	0.00	62,500
Interest	6/30/22	6/30/25	U.S. Treasuries	US TREASURY	912828ZW3	50,000,000	0.25	0.51	0.00	0.00	62,500
Interest	6/30/22	6/30/25	U.S. Treasuries	US TREASURY	912828ZW3	50,000,000	0.25	0.56	0.00	0.00	62,500
Interest	6/30/22	6/30/25	U.S. Treasuries	US TREASURY	912828ZW3	50,000,000	0.25	1.04	0.00	0.00	62,500
Interest	6/30/22	6/30/26	U.S. Treasuries	US TREASURY	91282CCJ8	50,000,000	0.88	0.90	0.00	0.00	218,750
Interest	6/30/22	6/30/26	U.S. Treasuries	US TREASURY	91282CCJ8	50,000,000	0.88	0.85	0.00	0.00	218,750
Interest	6/30/22	6/30/26	U.S. Treasuries	US TREASURY	91282CCJ8	50,000,000	0.88	0.73	0.00	0.00	218,750
Interest	6/30/22	6/30/26	U.S. Treasuries	US TREASURY	91282CCJ8	50,000,000	0.88	0.74	0.00	0.00	218,750
Interest	6/30/22	6/30/26	U.S. Treasuries	US TREASURY	91282CCJ8	50,000,000	0.88	0.71	0.00	0.00	218,750
Interest	6/30/22	6/30/26	U.S. Treasuries	US TREASURY	91282CCJ8	50,000,000	0.88	0.77	0.00	0.00	218,750
Interest	6/30/22	6/30/26	U.S. Treasuries	US TREASURY	91282CCJ8	50,000,000	0.88	0.90	0.00	0.00	218,750
Interest	6/30/22	6/30/26	U.S. Treasuries	US TREASURY	91282CCJ8	50,000,000	0.88	1.05	0.00	0.00	218,750
Interest	6/30/22	6/30/26	U.S. Treasuries	US TREASURY	91282CCJ8	50,000,000	0.88	1.32	0.00	0.00	218,750
Interest	6/30/22	7/1/22	Money Market Funds	DREYFUS GOVERN CASH MGMT	262006208	678,592,464	1.03	1.03	0.00	0.00	512,288
Interest	6/30/22	7/1/22	Money Market Funds	FIDELITY INST GOV FUND	31607A703	14,369,461	0.97	0.97	0.00	0.00	11,396
Interest	6/30/22	7/1/22	Money Market Funds	FEDERATED GOVERNMENT OBL	608919718	306,135,211	1.27	1.27	0.00	0.00	26,899
Interest	6/30/22	7/1/22	Money Market Funds	MORGAN STANLEY INST GOVT	61747C707	879,461,896	1.07	1.07	0.00	0.00	597,009
Interest	6/30/22	7/1/22	Money Market Funds	STATE ST INST US GOV MM-	85749T517	400,624,322	1.06	1.06	0.00	0.00	348,549
Interest	6/30/22	12/31/24	U.S. Treasuries	US TREASURY	912828YY0	50,000,000	1.75	0.56	0.00	0.00	437,500
Interest	6/30/22	12/31/25	U.S. Treasuries	US TREASURY	91282CBC4	50,000,000	0.38	0.60	0.00	0.00	93,750
Interest	6/30/22	12/31/25	U.S. Treasuries	US TREASURY	91282CBC4	50,000,000	0.38	0.68	0.00	0.00	93,750
Interest	6/30/22	12/31/26	U.S. Treasuries	US TREASURY	91282CDQ1	50,000,000	1.25	2.55	0.00	0.00	312,500
<b>Subtotals</b>						<b>\$4,881,020,356</b>	<b>0.90</b>	<b>0.95</b>	<b>\$ -</b>	<b>\$ -</b>	<b>\$ 10,669,431</b>
<b>Grand Totals</b>		<b>35</b>	<b>Purchases</b>								
		<b>(10)</b>	<b>Sales</b>								
		<b>(32)</b>	<b>Maturities / Calls</b>								
		<b>(7)</b>	<b>Change in number of positions</b>								