



Memorandum

AGENDA ITEM 12

DATE: April 28, 2022
TO: Transportation Authority Board
FROM: Cynthia Fong - Deputy Director for Finance and Administration
SUBJECT: 05/24/22 Board Meeting: Internal Accounting Report, Investment Report, and Debt Expenditure Report for the Nine Months Ending March 31, 2022

<p>RECOMMENDATION <input checked="" type="checkbox"/> Information <input type="checkbox"/> Action</p> <p>None. This is an information item.</p> <p>SUMMARY</p> <p>The purpose of this memorandum is to provide the quarterly internal accounting report, investment report, and debt expenditure report for the Fiscal Year (FY) 2021/22 period ending March 31, 2022.</p>	<p><input type="checkbox"/> Fund Allocation</p> <p><input type="checkbox"/> Fund Programming</p> <p><input type="checkbox"/> Policy/Legislation</p> <p><input type="checkbox"/> Plan/Study</p> <p><input type="checkbox"/> Capital Project Oversight/Delivery</p> <p><input checked="" type="checkbox"/> Budget/Finance</p> <p><input type="checkbox"/> Contract/Agreement</p> <p><input type="checkbox"/> Other: _____</p>
--	---

BACKGROUND

Our Fiscal Policy (Resolution 21-57) establishes an annual audit requirement and directs staff to report to the Board the agency’s actual expenditures in comparison to the approved budget, on at least a quarterly basis. The Investment Policy (Resolution 21-57) directs a review of portfolio compliance with the Investment Policy in conjunction with, and in the context of, the quarterly expenditure and budgetary report.

Internal Accounting Report. Using the format of our annual financial statements for governmental funds, the Internal Accounting Report includes a “Balance Sheet” (Attachment 1) and a “Statement of Revenues, Expenditures, and Changes in Fund Balances, with Budget Comparison” (Attachment 2). In Attachment 2, the last two columns show the prorated adopted budget values and the variance of revenues and expenditures as compared to the prorated adopted budget. For the nine months ending March 31, 2022, the numbers in the prorated adopted budget amendment column are three-fourths of the total amended budget for FY 2021/22, including the Treasure Island Mobility Management Agency. Although the



sales tax revenue bond revenue accrual for sales tax, vehicle registration fee, and Traffic Congestion Mitigation Tax Program are included, the Internal Accounting Report does not include: the Governmental Accounting Standards Board Statement Number 34 adjustments, and the other accruals that are done at fiscal year-end. The Balance Sheet values, as of March 31, 2022, are used as the basis for the Investment Policy compliance review.

Investment Report. Our investment policies and practices are subject to, and limited by, applicable provisions of state law and prudent money management principles. All investable funds are invested in accordance with the Investment Policy and applicable provisions of California Government Code, *Section 53600 et seq.* Any investment of bond proceeds will be further restricted by the provisions of relevant bond documents.

We observe the "Prudent Investor" standard, as stated in California Government Code, *Section 53600.3*, applied in the context of managing an overall portfolio. Investments are to be made with care, skill, prudence, and diligence, taking into account the prevailing circumstances, including, but not limited to, general economic conditions, our anticipated needs, and other relevant factors that a prudent person of a like character and purpose, acting in a fiduciary capacity and familiar with those matters, would use in the stewardship of funds.

The primary objectives for the investment activities, in order of priority, are:

- 1) **Safety.** Safety of the principal is the foremost objective of the investment program. Investments will be undertaken in a manner that seeks to ensure preservation of the principal of the funds under its control.
- 2) **Liquidity.** The investment portfolio will remain sufficiently liquid to enable us to meet its reasonably anticipated cash flow requirements.
- 3) **Return on Investment.** The investment portfolio will be managed with the objective of attaining a market rate of return throughout budgetary and economic cycles, commensurate with the investment risk parameters and the cash flow characteristics of the portfolio.

Permitted investment instruments are specifically listed in the Investment Policy and include the San Francisco City and County Treasury Pool (Treasury Pool), certificates of deposit, and money market funds.

Balance Sheet Analysis. Attachment 1 presents assets, liabilities, and fund balances, as of March 31, 2022. Cash, deposits, and investments, total to \$105.6 million. Other assets total to \$52.3 million, which mainly includes, \$15.9 million sales tax receivable, and \$24.8 million of the program receivables. Liabilities total \$280.5 million, as of March 31, 2022, and mainly includes \$7.8 million in accounts payable, \$39.7 million in accounts payable to the City and County of San Francisco and \$225.3 million in sales tax revenue bond and premium amounts (Series 2017).



There is \$140.0 million in total fund deficit, which is largely the result of how multi-year programming commitments are accounted for. Future sales tax revenues and grant reimbursements collected will fully fund this difference. This amount included \$28.6 million in restricted fund balance and \$168.7 million in unassigned fund deficit. The unassigned fund deficit reflects grant-funded capital projects that are scheduled to be implemented over the course of several fiscal years. The commitments are multi-year commitments and funded with non-current (future) revenues. In addition, we do not hold nor retain title for the projects constructed or for the vehicles and system improvements purchased with sales tax funds, which can result in a negative position.

Statement of Revenues, Expenditures, and Changes in Fund Balances Analysis. Attachment 2 compares the prorated budget amendment to actual levels for revenues and expenditures for the nine months (three quarters) of the fiscal year. We earned \$96.1 million in revenues, including \$74.5 million in sales tax revenues, \$3.5 million in vehicle registration fee, \$3.1 million in traffic congestion mitigation tax, and \$14.8 million in total program revenues for the nine months ending March 31, 2022. Total revenue was higher than the prorated budget amendment estimates by \$178,044. This variance amount mainly includes \$4.8 million higher in sales tax revenue as pandemic restrictions are relaxing, we are seeing growth in sales tax revenues across multiple sectors including general retail, food/restaurant and transportation; \$1.3 million lower in Traffic Congestion Mitigation Tax collection but expected to catch up by the end of the fiscal year; and \$3.2 million lower in program revenues mainly due lower reimbursements from federal, state and regional revenues for the Yerba Buena Island Southgate Road Realignment Project resulting from the timing of project invoices received and paid. However, we are still on track to complete by Summer 2022.

As of March 31, 2022, we incurred \$91.8 million of expenditures, including \$19.6 million in debt principal payment and service cost for the sales tax revenue bond; \$7.3 million for personnel and non-personnel expenditures; and \$64.8 million of capital project costs. Total expenditures were lower than the prorated amended budgetary estimates by \$67.7 million. This amount mainly includes a net non-favorable variance of \$3.3 million for debt services costs, and a favorable variance of \$69.1 million in capital project costs. The net non-favorable variance of \$3.3 million in debt service costs is due to timing of bond principal and interest payments, the bi-annual interest payments made in August and February. The favorable variance of \$69.1 million in capital project costs mainly includes, \$10.2 million in Congestion Management Agency Programs, \$5.0 million in Vehicle Registration Fee for Transportation Improvements Programs, \$1.3 million in Traffic Congestion Mitigation Tax Program and \$52.6 million in the Sales Tax Program. The \$10.2 million of variance in the Congestion Management Agency programs is mainly related to the timing of invoices received and paid on the Yerba Buena Island Southgate Road Realignment Project as noted above in Program Revenues section. In addition, engineering and environmental activities for the US 101/I-280 Managed Lanes and Express Bus Project are delayed due to attaining Caltrans agreements and topographic surveys. The \$817,134 of variance in the TIMMA Program is mainly related to



toll policy adoption delay, thus pushing toll system delivery back. Also, additional coordination efforts with the Federal Highway Administration and the San Francisco Municipal Transportation Agency are required prior to the release of the Request for Proposals for the Treasure Island Autonomous Vehicle Shuttle Services Pilot Project. The remaining \$5.0 million, \$1.3 million, and \$52.6 million variances in Vehicle Registration Fee for Transportation Improvements programs, Traffic Congestion Mitigation Tax Program and sales tax program capital project costs are mainly due to costs (reimbursement requests) from project sponsors that have been incurred, but not yet received. As similar to prior years, we anticipates a higher amount of reimbursement requests and expenditures in the next quarter.

Investment Compliance. As of March 31, 2022, approximately 56.0% of our investable assets were invested in the Treasury Pool. These investments are in compliance with both the California Government Code and the adopted Investment Policy and provide sufficient liquidity to meet expenditure requirements for the next six months. Attachment 3 is the most recent investment report furnished by the City's Office of the Treasurer.

Debt Expenditure Compliance. In October 2021, the Transportation Authority entered into a 3-year Revolving Credit (loan) Agreement with U.S. Bank for a total amount of \$125 million. As of March 31, 2022, the Transportation Authority does not have any outstanding balance in the loan.

As of March 31, 2022, total outstanding bond principal and premium balance is \$225.3 million. We made cumulative payments of \$74.5 million, including principal payment of \$39.9 million and interest payment of \$34.6 million.

FINANCIAL IMPACT

None. This is an information item.

CAC POSITION

None. This is an information item.

SUPPLEMENTAL MATERIALS

- Attachment 1 - Balance Sheet (unaudited)
- Attachment 2 - Statement of Revenue, Expenditures, and Changes in Fund Balance with Budget Comparison (unaudited)
- Attachment 3 - Investment Report



**San Francisco
County Transportation
Authority**

Attachment 1
Governmental Funds
Balance Sheet (unaudited)
March 31, 2022

	Sales Tax Program	Congestion Management Agency Programs	Transportation Fund for Clean Air Program	Vehicle Registration Fee for Transportation Improvements Program	Treasure Island Mobility Management Agency	Traffic Congestion Mitigation Tax Program	Total Governmental Funds
ASSETS							
Cash in bank	\$ 26,322,577	\$ -	\$ 1,715,414	\$ 18,410,313	\$ -	\$ -	\$ 46,448,304
Deposits and investments with City Treasurer	50,696,904	-	-	-	-	8,495,411	59,192,315
Sales tax receivable	15,856,805	-	-	-	-	-	15,856,805
Vehicle registration fee receivable	-	-	-	738,288	-	-	738,288
Interest receivable from City and County of San Francisco	314,314	-	-	-	-	-	314,314
Program receivables	-	24,668,369	-	-	113,990	-	24,782,359
Receivable from the City and County of San Francisco	-	1,213,849	-	-	1,747,171	-	2,961,020
Other receivables	3,077	-	-	-	-	-	3,077
Due from other funds	7,534,741	-	-	-	-	-	7,534,741
Prepaid costs and deposits	81,580	-	-	-	-	-	81,580
Total Assets	\$ 100,809,998	\$ 25,882,218	\$ 1,715,414	\$ 19,148,601	\$ 1,861,161	\$ 8,495,411	\$ 157,912,803
LIABILITIES, DEFERRED INFLOWS OF RESOURCES, AND FUND BALANCES							
Liabilities							
Accounts payable	\$ 4,122,880	\$ 3,397,831	\$ -	\$ -	\$ 205,540	\$ 66,560	\$ 7,792,811
Accounts payable to the City and County of San Francisco	36,935,522	-	290,316	2,447,914	-	1,235	39,674,987
Accrued salaries and taxes	193,820	-	-	-	-	-	193,820
Sales tax revenue bond (series 2017)	225,330,113	-	-	-	-	-	225,330,113
Due to other funds	-	6,086,074	440,931	325,863	624,381	57,492	7,534,741
Total Liabilities	\$ 266,582,335	\$ 9,483,905	\$ 731,247	\$ 2,773,777	\$ 829,921	\$ 125,287	\$ 280,526,472
Deferred Inflows of Resources							
Unavailable revenues	\$ -	\$ 16,398,313	\$ -	\$ -	\$ 1,031,240	\$ -	\$ 17,429,553
Total deferred inflows of resources	\$ -	\$ 16,398,313	\$ -	\$ -	\$ 1,031,240	\$ -	\$ 17,429,553
Fund Balances							
Nonspendable	\$ 81,580	\$ -	\$ -	\$ -	\$ -	\$ -	\$ 81,580
Restricted	2,864,318	-	984,167	16,374,824	-	8,370,124	28,593,433
Unassigned	(168,718,235)	-	-	-	-	-	(168,718,235)
Total Fund Balances (Deficit)	\$ (165,772,337)	\$ -	\$ 984,167	\$ 16,374,824	\$ -	\$ 8,370,124	\$ (140,043,222)
Total Liabilities, Deferred Inflows of Resources, and Fund Balances	\$ 100,809,998	\$ 25,882,218	\$ 1,715,414	\$ 19,148,601	\$ 1,861,161	\$ 8,495,411	\$ 157,912,803



**San Francisco
County Transportation
Authority**

Attachment 2

Governmental Funds

Statement of Revenues, Expenditures, and Changes in Fund Balances with Budget Comparison (unaudited)
For the Nine Months Ending March 31, 2022

	Sales Tax Program	Congestion Management Agency Programs	Transportation Fund for Clean Air Program	Vehicle Registration Fee for Transportation Improvements Program	Treasure Island Mobility Management Agency	Traffic Congestion Mitigation Tax Program	Total Governmental Funds	Prorated Adopted Budget Fiscal Year 2021/22	Variance With Prorated Adopted Budget Positive (Negative)
REVENUES									
Sales tax	\$ 74,509,431	\$ -	\$ -	\$ -	\$ -	\$ -	\$ 74,509,431	\$ 69,659,850	\$ 4,849,581
Vehicle registration fee	-	-	-	3,468,479	-	-	3,468,479	3,625,536	(157,057)
Traffic congestion mitigation tax	-	-	-	-	-	3,148,661	3,148,661	4,410,000	(1,261,339)
Investment income	233,812	-	589	689	-	-	235,090	243,570	(8,480)
Program revenues	-	13,349,383	360,786	-	1,049,046	-	14,759,215	18,003,876	(3,244,661)
Total Revenues	\$ 74,743,243	\$ 13,349,383	\$ 361,375	\$ 3,469,168	\$ 1,049,046	\$ 3,148,661	\$ 96,120,876	\$ 95,942,832	\$ 178,044
EXPENDITURES									
Current - transportation improvement									
Personnel expenditures	\$ 2,260,450	\$ 2,243,201	\$ 19,419	\$ 176,346	\$ 484,034	\$ 57,493	\$ 5,240,943	\$ 6,748,338	\$ 1,507,395
Non-personnel expenditures	2,018,596	21,261	-	634	44,130	-	2,084,621	2,480,379	395,758
Capital project costs	51,143,327	11,168,919	135,008	1,752,004	548,687	98,967	64,846,912	133,967,484	69,120,572
Debt service									
Principal	13,710,000	-	-	-	-	-	13,710,000	10,282,500	(3,427,500)
Interest and fiscal charges	5,913,375	-	-	-	-	-	5,913,375	6,009,264	95,889
Total Expenditures	\$ 75,045,748	\$ 13,433,381	\$ 154,427	\$ 1,928,984	\$ 1,076,851	\$ 156,460	\$ 91,795,851	\$ 159,487,965	\$ 67,692,114
Excess (Deficiency) of Revenues Over (Under) Expenditures	\$ (302,505)	\$ (83,998)	\$ 206,948	\$ 1,540,184	\$ (27,805)	\$ 2,992,201	\$ 4,325,025	\$ (63,545,133)	\$ 67,870,158
OTHER FINANCING SOURCES (USES)									
Transfer in	\$ -	\$ 83,998	\$ -	\$ -	\$ 27,805	\$ -	\$ 111,803	\$ 8,699,766	\$ (8,587,963)
Transfer out	(111,803)	-	-	-	-	-	(111,803)	(8,699,766)	8,587,963
Draw on revolving credit agreement	-	-	-	-	-	-	-	37,500,000	(37,500,000)
Total Other Financing Sources (Uses)	\$ (111,803)	\$ 83,998	\$ -	\$ -	\$ 27,805	\$ -	\$ -	\$ 37,500,000	\$ (37,500,000)
NET CHANGE IN FUND BALANCES	\$ (414,308)	\$ -	\$ 206,948	\$ 1,540,184	\$ -	\$ 2,992,201	\$ 4,325,025	\$ (26,045,133)	\$ 30,370,158
Fund Balances - Beginning	\$ 59,972,084	\$ -	\$ 777,219	\$ 14,834,640	\$ -	\$ 5,377,923	\$ 80,961,866		
Sales tax revenue bond (series 2017)	(225,330,113)	-	-	-	-	-	(225,330,113)		
Fund Balances (Deficit) - End	\$ (165,772,337)	\$ -	\$ 984,167	\$ 16,374,824	\$ -	\$ 8,370,124	\$ (140,043,222)		

Office of the Treasurer & Tax Collector
City and County of San Francisco



José Cisneros, Treasurer

Tajel Shah, Chief Assistant Treasurer
Hubert R White, III CFA, CTP, Chief Investment Officer

Investment Report for the month of March 2022

April 15, 2022

The Honorable London N. Breed
Mayor of San Francisco
City Hall, Room 200
1 Dr. Carlton B. Goodlett Place
San Francisco, CA 94102-4638

The Honorable Board of Supervisors
City and County of San Francisco
City Hall, Room 244
1 Dr. Carlton B. Goodlett Place
San Francisco, CA 94102-4638

Colleagues,

In accordance with the provisions of California State Government Code, Section 53646, we forward this report detailing the City's pooled fund portfolio as of March 31, 2022. These investments provide sufficient liquidity to meet expenditure requirements for the next six months and are in compliance with our statement of investment policy and California Code.

This correspondence and its attachments show the investment activity for the month of March 2022 for the portfolios under the Treasurer's management. All pricing and valuation data is obtained from Interactive Data Corporation.

CCSF Pooled Fund Investment Earnings Statistics *

<i>(in \$ million)</i>	Current Month		Prior Month	
	Fiscal YTD	March 2022	Fiscal YTD	February 2022
Average Daily Balance	\$ 13,232	\$ 13,879	\$ 13,150	\$ 13,555
Net Earnings	52.13	7.02	45.11	6.13
Earned Income Yield	0.52%	0.60%	0.52%	0.59%

CCSF Pooled Fund Statistics *

<i>(in \$ million)</i>	% of	Book	Market	Wtd. Avg.	Wtd. Avg.	
Investment Type	Portfolio	Value	Value	Coupon	YTM	WAM
U.S. Treasuries	35.35%	\$ 5,014.9	\$ 4,825.1	0.76%	0.60%	842
Federal Agencies	33.84%	4,748.0	4,618.6	0.89%	0.87%	783
Public Time Deposits	0.29%	40.0	40.0	0.48%	0.48%	123
Negotiable CDs	14.36%	1,960.0	1,960.0	0.50%	0.50%	141
Commercial Paper	5.38%	733.6	734.2	0.00%	0.40%	91
Money Market Funds	6.56%	895.2	895.2	0.12%	0.12%	1
Supranationals	4.22%	596.5	576.0	0.87%	0.80%	766
Totals	100.0%	\$ 13,988.3	\$ 13,649.0	0.71%	0.64%	620

In the remainder of this report, we provide additional information and analytics at the security-level and portfolio-level, as recommended by the California Debt and Investment Advisory Commission.

Respectfully,

José Cisneros
Treasurer

cc: Treasury Oversight Committee: Aimee Brown, Kevin Kone, Brenda Kwee McNulty, Meghan Wallace
Ben Rosenfield - Controller, Office of the Controller
Mark de la Rosa - Acting Audits Director, Office of the Controller
Mayor's Office of Public Policy and Finance
San Francisco County Transportation Authority
San Francisco Public Library
San Francisco Health Service System

Portfolio Summary

Pooled Fund

As of March 31, 2022

<i>(in \$ million)</i>							
Security Type	Par Value	Book Value	Market Value	Market/Book Price	Current % Allocation	Max. Policy Allocation	Compliant?
U.S. Treasuries	\$ 5,000.0	\$ 5,014.9	\$ 4,825.1	96.22	35.35%	100%	Yes
Federal Agencies	4,746.1	4,748.0	4,618.6	97.27	33.84%	100%	Yes
State & Local Government							
Agency Obligations	-	-	-	-	0.00%	20%	Yes
Public Time Deposits	40.0	40.0	40.0	100.00	0.29%	100%	Yes
Negotiable CDs	1,960.0	1,960.0	1,960.0	100.00	14.36%	30%	Yes
Bankers Acceptances	-	-	-	-	0.00%	40%	Yes
Commercial Paper	735.0	733.6	734.2	-	5.38%	25%	Yes
Medium Term Notes	-	-	-	-	0.00%	30%	Yes
Repurchase Agreements	-	-	-	-	0.00%	10%	Yes
Reverse Repurchase/							
Securities Lending Agreements	-	-	-	-	0.00%	\$75mm	Yes
Money Market Funds - Government	895.2	895.2	895.2	100.00	6.56%	20%	Yes
LAIF	-	-	-	-	0.00%	\$50mm	Yes
Supranationals	588.5	596.5	576.0	96.55	4.22%	30%	Yes
TOTAL	\$ 13,964.9	\$ 13,988.3	\$ 13,649.0	97.57	100.00%	-	Yes

The City and County of San Francisco uses the following methodology to determine compliance: Compliance is pre-trade and calculated on a par value basis of the overall portfolio value. Cash balances are included in the City's compliance calculations.

Please note the information in this report does not include cash balances. Due to fluctuations in the market value of the securities held in the Pooled Fund and changes in the City's cash position, the allocation limits may be exceeded on a post-trade compliance basis. In these instances, no compliance violation has occurred, as the policy limits were not exceeded prior to trade execution. The full Investment Policy can be found at <https://sftreasurer.org/banking-investments/investments>

Totals may not add due to rounding.

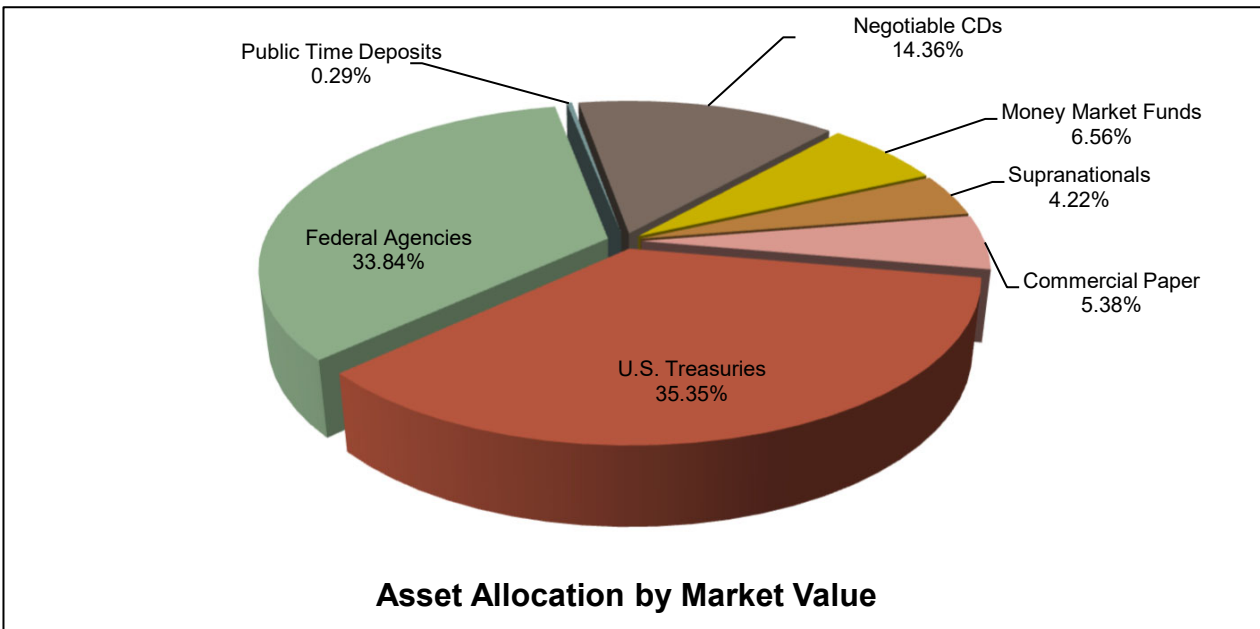
City and County of San Francisco

Pooled Fund Portfolio Statistics

For the month ended March 31, 2022

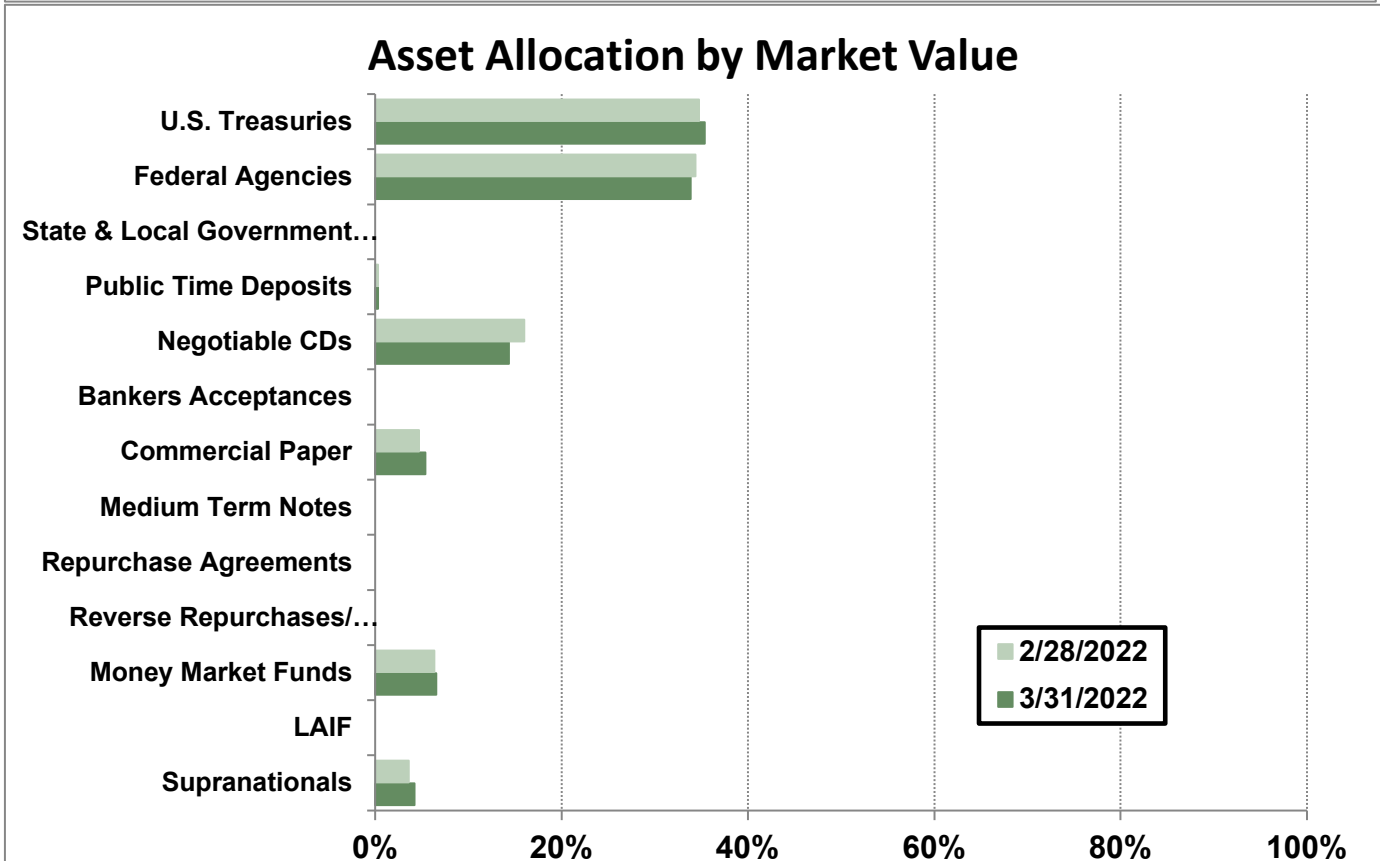
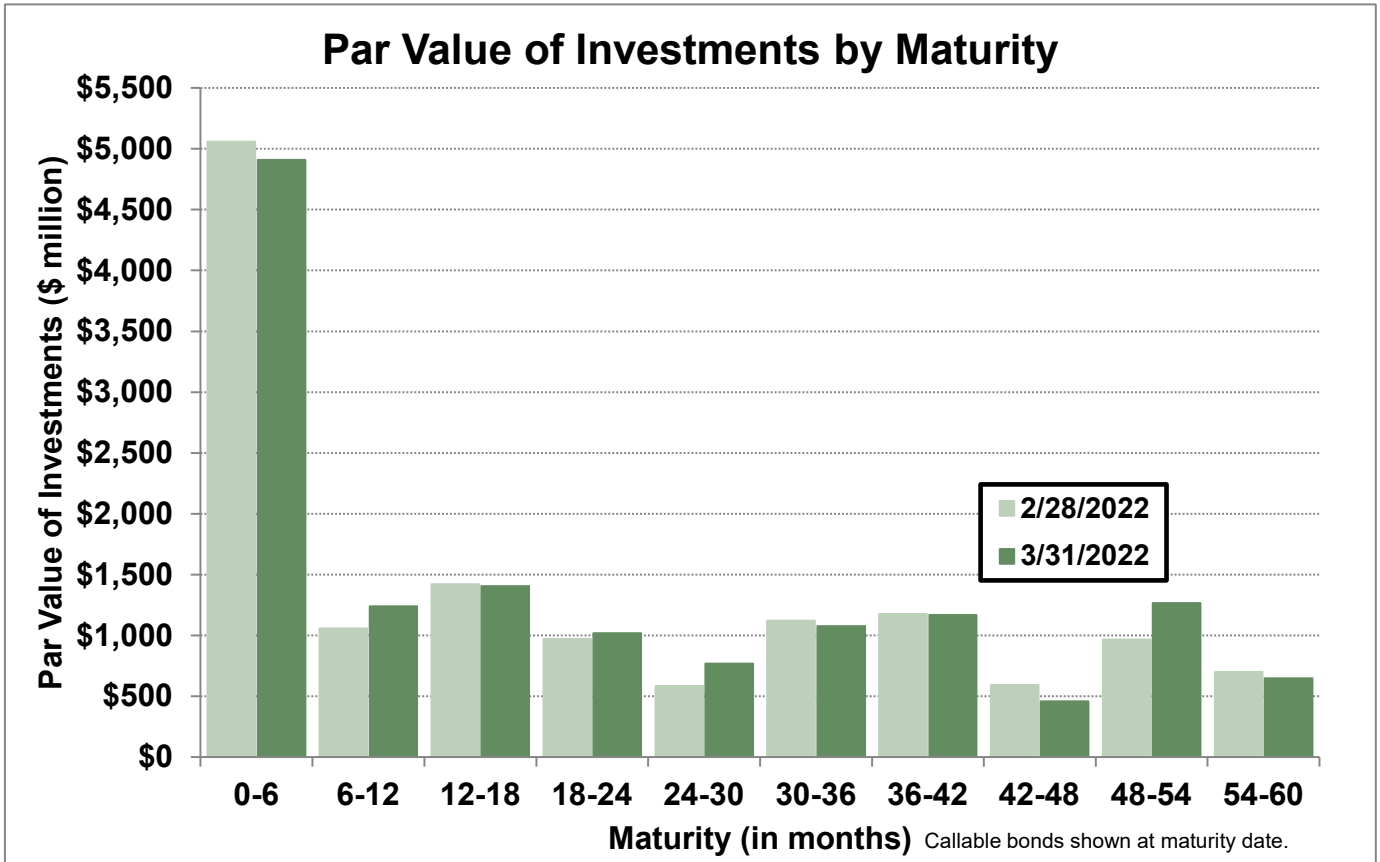
Average Daily Balance	\$13,879,187,697
Net Earnings	\$7,018,713
Earned Income Yield	0.60%
Weighted Average Maturity	620 days

Investment Type	(\$ million)	Par Value	Book Value	Market Value
U.S. Treasuries		\$ 5,000.0	\$ 5,014.9	\$ 4,825.1
Federal Agencies		4,746.1	4,748.0	4,618.6
Public Time Deposits		40.0	40.0	40.0
Negotiable CDs		1,960.0	1,960.0	1,960.0
Commercial Paper		735.0	733.6	734.2
Money Market Funds		895.2	895.2	895.2
Supranationals		588.5	596.5	576.0
Total		\$ 13,964.9	\$ 13,988.3	\$ 13,649.0



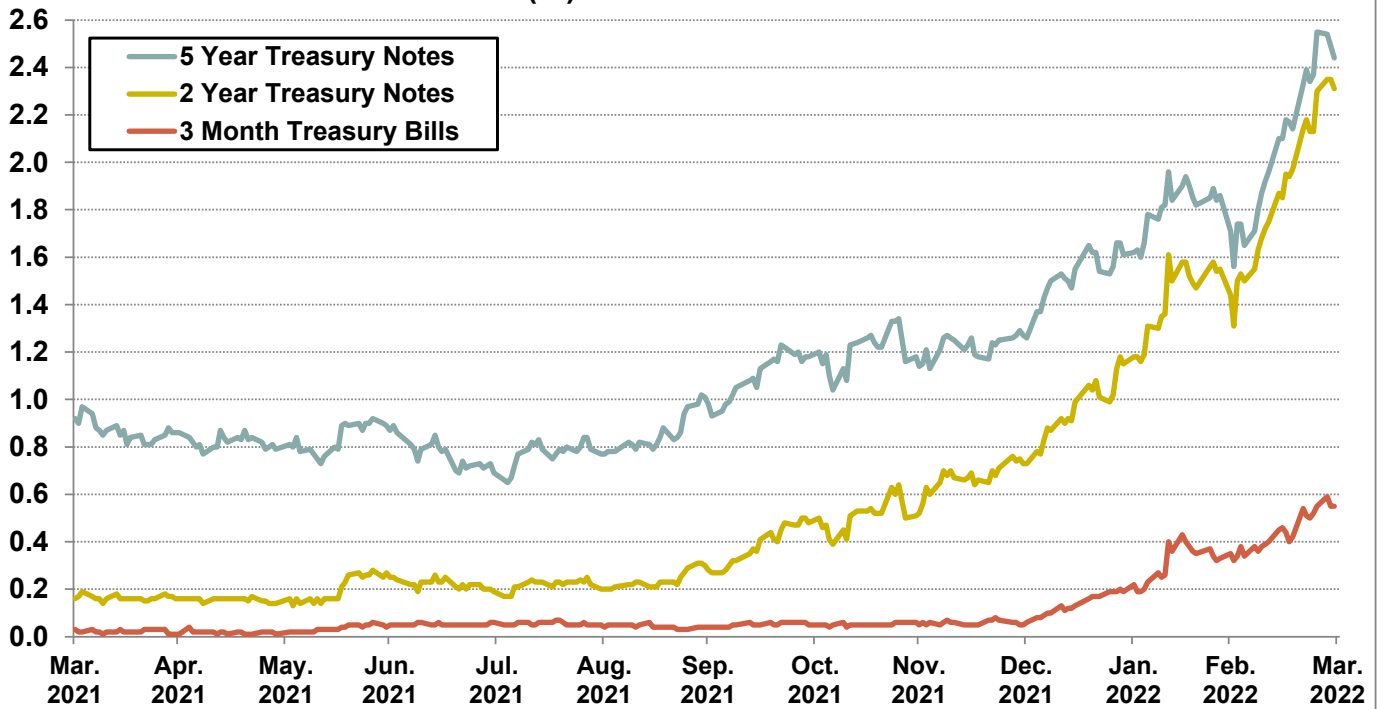
Portfolio Analysis

Pooled Fund



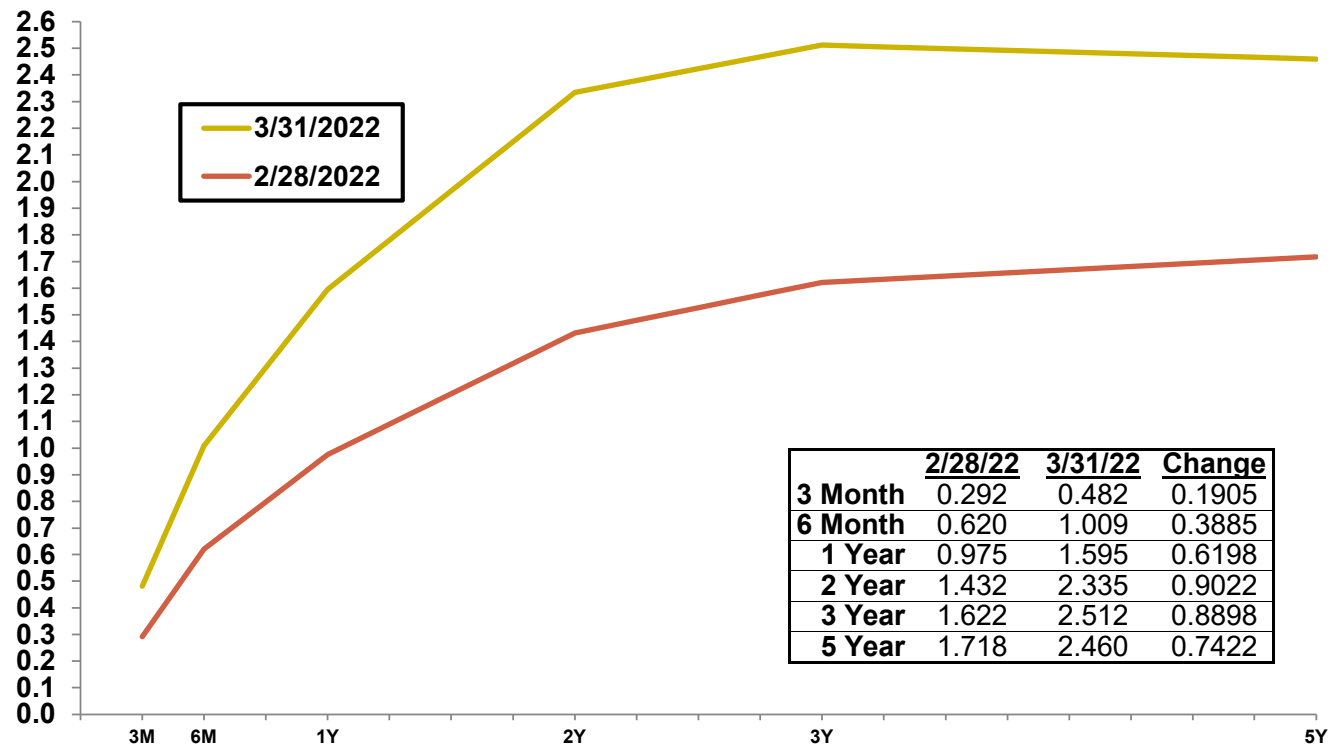
Yield Curves

Yields (%) on Benchmark Indices



Source: Bloomberg

U.S. Treasury Yield Curves



Source: Bloomberg

Investment Inventory

Pooled Fund

As of March 31, 2022

Type of Investment	CUSIP	Issuer Name	Maturity		Coupon	Par Value	Book Value	Amortized	
			Settle Date	Date				Book Value	Market Value
U.S. Treasuries	912796G45	TREASURY BILL	4/22/2021	4/21/2022	0.00	\$ 100,000,000	\$ 99,934,278	\$ 99,996,389	\$ 99,993,000
U.S. Treasuries	912796H44	TREASURY BILL	5/20/2021	5/19/2022	0.00	200,000,000	199,888,777	199,985,333	199,934,000
U.S. Treasuries	912828XD7	US TREASURY	5/13/2021	5/31/2022	1.88	50,000,000	50,941,406	50,147,479	50,117,000
U.S. Treasuries	9128286Y1	US TREASURY	4/8/2021	6/15/2022	1.75	50,000,000	50,990,240	50,171,520	50,125,000
U.S. Treasuries	9128286Y1	US TREASURY	4/28/2021	6/15/2022	1.75	50,000,000	50,937,500	50,170,248	50,125,000
U.S. Treasuries	912796W39	TREASURY BILL	3/1/2022	6/28/2022	0.00	25,000,000	24,960,333	24,970,667	24,966,700
U.S. Treasuries	912828XW5	US TREASURY	8/15/2017	6/30/2022	1.75	25,000,000	24,977,539	24,998,864	25,074,250
U.S. Treasuries	912828ZX1	US TREASURY	3/12/2021	6/30/2022	0.13	50,000,000	50,011,719	50,002,220	49,945,500
U.S. Treasuries	912828ZX1	US TREASURY	3/31/2021	6/30/2022	0.13	50,000,000	50,021,484	50,004,240	49,945,500
U.S. Treasuries	912828ZX1	US TREASURY	4/8/2021	6/30/2022	0.13	50,000,000	50,025,391	50,005,101	49,945,500
U.S. Treasuries	912828ZX1	US TREASURY	4/15/2021	6/30/2022	0.13	50,000,000	50,019,531	50,003,986	49,945,500
U.S. Treasuries	912828ZX1	US TREASURY	4/16/2021	6/30/2022	0.13	50,000,000	50,019,531	50,003,995	49,945,500
U.S. Treasuries	912828ZX1	US TREASURY	4/19/2021	6/30/2022	0.13	50,000,000	50,019,531	50,004,022	49,945,500
U.S. Treasuries	912828YA2	US TREASURY	3/30/2021	8/15/2022	1.50	100,000,000	101,933,594	100,242,801	100,242,000
U.S. Treasuries	91282CAG6	US TREASURY	3/30/2021	8/31/2022	0.13	50,000,000	50,019,531	50,005,720	49,840,000
U.S. Treasuries	912796U56	TREASURY BILL	3/29/2022	9/22/2022	0.00	50,000,000	49,759,821	49,763,892	49,770,850
U.S. Treasuries	912796U64	TREASURY BILL	3/31/2022	9/29/2022	0.00	50,000,000	49,734,584	49,736,042	49,746,550
U.S. Treasuries	912828TY6	US TREASURY	4/8/2021	11/15/2022	1.63	50,000,000	51,201,172	50,467,350	50,113,500
U.S. Treasuries	912796P94	TREASURY BILL	12/13/2021	12/1/2022	0.00	50,000,000	49,878,019	49,915,684	49,622,100
U.S. Treasuries	912828Z86	US TREASURY	8/17/2021	2/15/2023	1.38	50,000,000	50,923,828	50,540,448	49,914,000
U.S. Treasuries	912828Z86	US TREASURY	3/3/2022	2/15/2023	1.38	50,000,000	50,196,402	50,152,221	49,914,000
U.S. Treasuries	912828ZD5	US TREASURY	3/18/2021	3/15/2023	0.50	50,000,000	50,335,938	50,160,806	49,461,000
U.S. Treasuries	91282CBU4	US TREASURY	5/4/2021	3/31/2023	0.13	50,000,000	49,972,656	49,985,700	49,232,500
U.S. Treasuries	912828ZU7	US TREASURY	3/12/2021	6/15/2023	0.25	50,000,000	50,066,406	50,035,417	49,041,000
U.S. Treasuries	912828ZU7	US TREASURY	4/8/2021	6/15/2023	0.25	50,000,000	50,072,266	50,039,846	49,041,000
U.S. Treasuries	912828ZU7	US TREASURY	6/24/2021	6/15/2023	0.25	50,000,000	49,998,047	49,998,808	49,041,000
U.S. Treasuries	912828S35	US TREASURY	1/9/2020	6/30/2023	1.38	50,000,000	49,605,469	49,858,429	49,658,000
U.S. Treasuries	912828S35	US TREASURY	6/24/2021	6/30/2023	1.38	50,000,000	51,138,672	50,703,934	49,658,000
U.S. Treasuries	91282CCK5	US TREASURY	6/30/2021	6/30/2023	0.13	50,000,000	49,865,234	49,916,002	48,894,500
U.S. Treasuries	912828S92	US TREASURY	4/1/2021	7/31/2023	1.25	50,000,000	50,697,135	50,697,135	49,502,000
U.S. Treasuries	912828S92	US TREASURY	4/1/2021	7/31/2023	1.25	50,000,000	51,218,750	50,696,019	49,502,000
U.S. Treasuries	91282CAK7	US TREASURY	8/10/2021	9/15/2023	0.13	50,000,000	49,886,719	49,921,324	48,599,500
U.S. Treasuries	912828WE6	US TREASURY	12/17/2019	11/15/2023	2.75	50,000,000	51,960,938	50,813,741	50,447,500
U.S. Treasuries	91282CBA8	US TREASURY	3/19/2021	12/15/2023	0.13	50,000,000	49,767,578	49,855,346	48,263,500
U.S. Treasuries	91282CBA8	US TREASURY	12/9/2021	12/15/2023	0.13	50,000,000	49,402,344	49,494,103	48,263,500
U.S. Treasuries	91282CBA8	US TREASURY	12/15/2021	12/15/2023	0.13	50,000,000	49,443,359	49,524,949	48,263,500
U.S. Treasuries	912828ZV9	US TREASURY	10/4/2021	1/31/2024	2.50	50,000,000	52,511,719	51,982,157	50,197,500
U.S. Treasuries	91282CDV0	US TREASURY	2/23/2022	1/31/2024	0.88	50,000,000	49,418,422	49,422,516	48,759,750
U.S. Treasuries	91282CBR1	US TREASURY	3/8/2022	3/15/2024	0.25	50,000,000	48,708,984	48,708,969	48,062,500
U.S. Treasuries	91282CCC3	US TREASURY	7/2/2021	5/15/2024	0.25	50,000,000	49,718,750	49,792,015	47,826,000
U.S. Treasuries	91282XT2	US TREASURY	7/6/2021	5/31/2024	2.00	50,000,000	52,263,672	51,689,212	49,609,500
U.S. Treasuries	91282CCL3	US TREASURY	8/6/2021	7/15/2024	0.38	50,000,000	49,998,047	49,998,480	47,760,000
U.S. Treasuries	91282CCL3	US TREASURY	8/9/2021	7/15/2024	0.38	50,000,000	49,969,938	49,969,509	47,760,000
U.S. Treasuries	912828Y87	US TREASURY	3/30/2021	7/31/2024	1.75	50,000,000	52,210,938	51,545,298	49,256,000
U.S. Treasuries	91282CCT6	US TREASURY	8/25/2021	8/15/2024	0.38	50,000,000	49,898,438	49,918,918	47,652,500
U.S. Treasuries	912828YM6	US TREASURY	4/15/2021	10/31/2024	1.50	50,000,000	51,746,094	51,272,828	48,820,500
U.S. Treasuries	912828G38	US TREASURY	3/9/2021	11/15/2024	2.25	50,000,000	53,160,156	52,249,881	49,728,500
U.S. Treasuries	912828G38	US TREASURY	3/12/2021	11/15/2024	2.25	50,000,000	53,228,516	52,303,680	49,728,500
U.S. Treasuries	912828YY0	US TREASURY	3/15/2021	12/31/2024	1.75	50,000,000	52,226,563	51,613,335	49,043,000

Investment Inventory

Pooled Fund

Type of Investment	CUSIP	Issuer Name	Settle Date	Maturity		Coupon	Par Value	Book Value	Amortized	Market Value
				Date					Book Value	
U.S. Treasuries	912828Z52	US TREASURY	3/30/2021	1/31/2025		1.38	50,000,000	51,515,625	51,119,164	48,508,000
U.S. Treasuries	912828Z52	US TREASURY	4/15/2021	1/31/2025		1.38	50,000,000	51,507,813	51,126,239	48,508,000
U.S. Treasuries	912828ZC7	US TREASURY	3/15/2021	2/28/2025		1.13	50,000,000	51,011,719	50,744,446	48,109,500
U.S. Treasuries	912828ZC7	US TREASURY	3/31/2021	2/28/2025		1.13	50,000,000	50,998,047	50,742,603	48,109,500
U.S. Treasuries	912828ZF0	US TREASURY	4/15/2021	3/31/2025		0.50	50,000,000	49,779,297	49,832,870	47,152,500
U.S. Treasuries	912828ZF0	US TREASURY	4/19/2021	3/31/2025		0.50	50,000,000	49,839,844	49,878,383	47,152,500
U.S. Treasuries	912828ZL7	US TREASURY	5/18/2021	4/30/2025		0.38	50,000,000	49,615,234	49,700,027	46,865,500
U.S. Treasuries	912828XB1	US TREASURY	9/2/2021	5/15/2025		2.13	50,000,000	52,849,609	52,404,556	49,439,500
U.S. Treasuries	912828ZW3	US TREASURY	3/8/2021	6/30/2025		0.25	50,000,000	49,140,625	49,352,877	46,498,000
U.S. Treasuries	912828ZW3	US TREASURY	3/9/2021	6/30/2025		0.25	50,000,000	49,042,969	49,278,882	46,498,000
U.S. Treasuries	912828ZW3	US TREASURY	5/12/2021	6/30/2025		0.25	50,000,000	49,281,250	49,435,472	46,498,000
U.S. Treasuries	912828ZW3	US TREASURY	5/13/2021	6/30/2025		0.25	50,000,000	49,183,594	49,358,345	46,498,000
U.S. Treasuries	912828ZW3	US TREASURY	5/18/2021	6/30/2025		0.25	50,000,000	49,253,906	49,411,657	46,498,000
U.S. Treasuries	912828ZW3	US TREASURY	7/12/2021	6/30/2025		0.25	50,000,000	49,310,547	49,435,686	46,498,000
U.S. Treasuries	912828ZW3	US TREASURY	8/5/2021	6/30/2025		0.25	50,000,000	49,500,000	49,583,860	46,498,000
U.S. Treasuries	912828ZW3	US TREASURY	8/6/2021	6/30/2025		0.25	50,000,000	49,406,250	49,505,486	46,498,000
U.S. Treasuries	912828ZW3	US TREASURY	12/7/2021	6/30/2025		0.25	50,000,000	48,628,906	48,750,102	46,498,000
U.S. Treasuries	91282CAB7	US TREASURY	8/5/2021	7/31/2025		0.25	50,000,000	49,458,984	49,547,791	46,406,500
U.S. Treasuries	91282CAB7	US TREASURY	8/6/2021	7/31/2025		0.25	50,000,000	49,363,281	49,467,432	46,406,500
U.S. Treasuries	91282CAM3	US TREASURY	5/12/2021	9/30/2025		0.25	50,000,000	49,109,375	49,289,501	46,240,500
U.S. Treasuries	91282CAM3	US TREASURY	7/26/2021	9/30/2025		0.25	50,000,000	49,281,250	49,398,453	46,240,500
U.S. Treasuries	91282CAT8	US TREASURY	2/25/2021	10/31/2025		0.25	50,000,000	49,298,828	49,462,941	46,150,500
U.S. Treasuries	91282CAT8	US TREASURY	3/2/2021	10/31/2025		0.25	50,000,000	49,078,125	49,297,823	46,150,500
U.S. Treasuries	91282CAT8	US TREASURY	3/4/2021	10/31/2025		0.25	50,000,000	49,048,828	49,268,458	46,150,500
U.S. Treasuries	91282CBC4	US TREASURY	2/25/2021	12/31/2025		0.38	50,000,000	49,455,078	49,578,224	46,226,500
U.S. Treasuries	91282CBC4	US TREASURY	2/26/2021	12/31/2025		0.38	50,000,000	49,271,484	49,435,802	46,226,500
U.S. Treasuries	91282CBW0	US TREASURY	6/28/2021	4/30/2026		0.75	50,000,000	49,662,109	49,715,078	46,627,000
U.S. Treasuries	91282CBW0	US TREASURY	7/2/2021	4/30/2026		0.75	50,000,000	49,730,469	49,772,206	46,627,000
U.S. Treasuries	912828R36	US TREASURY	7/23/2021	5/15/2026		1.63	50,000,000	52,203,125	51,887,139	48,303,000
U.S. Treasuries	912828R36	US TREASURY	8/27/2021	5/15/2026		1.63	50,000,000	51,890,625	51,652,376	48,303,000
U.S. Treasuries	91282CCJ8	US TREASURY	7/2/2021	6/30/2026		0.88	50,000,000	49,931,641	49,941,872	46,758,000
U.S. Treasuries	91282CCJ8	US TREASURY	7/14/2021	6/30/2026		0.88	50,000,000	50,070,313	50,060,185	46,758,000
U.S. Treasuries	91282CCJ8	US TREASURY	7/22/2021	6/30/2026		0.88	50,000,000	50,345,703	50,297,220	46,758,000
U.S. Treasuries	91282CCJ8	US TREASURY	7/22/2021	6/30/2026		0.88	50,000,000	50,328,125	50,282,107	46,758,000
U.S. Treasuries	91282CCJ8	US TREASURY	8/6/2021	6/30/2026		0.88	50,000,000	50,406,250	50,352,204	46,758,000
U.S. Treasuries	91282CCJ8	US TREASURY	8/10/2021	6/30/2026		0.88	50,000,000	50,240,234	50,208,741	46,758,000
U.S. Treasuries	91282CCJ8	US TREASURY	9/24/2021	6/30/2026		0.88	50,000,000	49,937,500	49,944,289	46,758,000
U.S. Treasuries	91282CCJ8	US TREASURY	10/14/2021	6/30/2026		0.88	50,000,000	49,593,750	49,633,666	46,758,000
U.S. Treasuries	91282CCJ8	US TREASURY	1/4/2022	6/30/2026		0.88	50,000,000	49,032,178	49,079,005	46,758,000
U.S. Treasuries	91282CCW9	US TREASURY	9/28/2021	8/31/2026		0.75	50,000,000	49,449,219	49,505,890	46,406,500
U.S. Treasuries	91282CCZ2	US TREASURY	10/8/2021	9/30/2026		0.88	50,000,000	49,689,453	49,719,346	46,601,550
U.S. Treasuries	91282CCZ2	US TREASURY	10/8/2021	9/30/2026		0.88	50,000,000	49,671,875	49,703,460	46,601,550
U.S. Treasuries	91282CCZ2	US TREASURY	10/19/2021	9/30/2026		0.88	50,000,000	49,318,359	49,380,224	46,601,550
U.S. Treasuries	91282CDK4	US TREASURY	12/3/2021	11/30/2026		1.25	50,000,000	50,077,417	50,067,548	47,371,100
U.S. Treasuries	91282CDK4	US TREASURY	12/7/2021	11/30/2026		1.25	50,000,000	50,129,207	50,109,779	47,371,100
U.S. Treasuries	91282CDK4	US TREASURY	3/29/2022	11/30/2026		1.25	50,000,000	47,282,452	47,083,260	47,371,100
U.S. Treasuries	91282CDQ1	US TREASURY	3/29/2022	12/31/2026		1.25	50,000,000	47,259,356	47,112,415	47,306,500
Subtotals						0.76	\$ 5,000,000,000	\$ 5,014,880,352	\$ 5,003,687,671	\$ 4,825,082,150

Investment Inventory

Pooled Fund

Type of Investment	CUSIP	Issuer Name	Settle Date	Maturity		Coupon	Par Value	Book Value	Amortized	
				Date					Book Value	Market Value
Federal Agencies	3135G0T45	FANNIE MAE	6/6/2017	4/5/2022	1.88	\$ 25,000,000	\$ 25,072,250	\$ 25,000,164	\$ 25,004,750	
Federal Agencies	313313VG0	FED FARM CRD DISCOUNT NT	7/9/2021	4/8/2022	0.00	10,000,000	9,995,450	9,999,883	9,999,700	
Federal Agencies	3135G0V59	FANNIE MAE	4/12/2019	4/12/2022	2.25	25,000,000	24,918,000	24,999,177	25,015,500	
Federal Agencies	3135G0V59	FANNIE MAE	4/12/2019	4/12/2022	2.25	50,000,000	49,836,000	49,998,354	50,031,000	
Federal Agencies	3135G0V59	FANNIE MAE	4/12/2019	4/12/2022	2.25	50,000,000	49,836,000	49,998,354	50,031,000	
Federal Agencies	3133EKHB5	FEDERAL FARM CREDIT BANK	4/18/2019	4/18/2022	2.35	50,000,000	49,969,500	49,999,527	50,036,500	
Federal Agencies	3133EMXN7	FEDERAL FARM CREDIT BANK	4/28/2021	4/27/2022	0.06	19,550,000	19,548,358	19,549,883	19,539,639	
Federal Agencies	3130AMEY4	FEDERAL HOME LOAN BANK	5/6/2021	5/6/2022	0.06	10,000,000	9,999,918	9,999,992	9,994,500	
Federal Agencies	3130AMEY4	FEDERAL HOME LOAN BANK	5/18/2021	5/6/2022	0.06	10,000,000	9,999,900	9,999,990	9,994,500	
Federal Agencies	313385WL6	FED HOME LN DISCOUNT NT	5/6/2021	5/6/2022	0.00	50,000,000	49,972,118	49,997,326	49,979,500	
Federal Agencies	3130AMGM8	FEDERAL HOME LOAN BANK	5/11/2021	5/10/2022	0.06	50,000,000	49,998,325	49,999,821	49,968,500	
Federal Agencies	3130AMJ37	FEDERAL HOME LOAN BANK	5/17/2021	5/13/2022	0.06	30,000,000	29,999,753	29,999,971	29,979,300	
Federal Agencies	3130AMJ37	FEDERAL HOME LOAN BANK	5/13/2021	5/13/2022	0.06	45,000,000	44,998,200	44,999,793	44,968,950	
Federal Agencies	3133EKLR5	FEDERAL FARM CREDIT BANK	5/16/2019	5/16/2022	2.25	25,000,000	24,949,250	24,997,916	25,045,000	
Federal Agencies	3133EKLR5	FEDERAL FARM CREDIT BANK	5/16/2019	5/16/2022	2.25	35,000,000	34,928,950	34,927,083	35,063,000	
Federal Agencies	3133EHLY7	FEDERAL FARM CREDIT BANK	6/6/2017	6/2/2022	1.88	50,000,000	50,059,250	50,002,016	50,091,500	
Federal Agencies	3133EHLY7	FEDERAL FARM CREDIT BANK	6/9/2017	6/2/2022	1.88	50,000,000	49,997,500	49,999,915	50,091,500	
Federal Agencies	3133EMF64	FEDERAL FARM CREDIT BANK	7/7/2021	6/9/2022	0.06	58,735,000	58,723,528	58,732,651	58,656,882	
Federal Agencies	3133ELDK7	FEDERAL FARM CREDIT BANK	12/16/2019	6/15/2022	1.63	20,000,000	19,998,940	19,999,913	20,035,200	
Federal Agencies	3133ELDK7	FEDERAL FARM CREDIT BANK	12/16/2019	6/15/2022	1.63	25,000,000	24,998,676	24,999,891	25,044,000	
Federal Agencies	3133ELDK7	FEDERAL FARM CREDIT BANK	12/16/2019	6/15/2022	1.63	25,000,000	24,998,676	24,999,891	25,044,000	
Federal Agencies	3133EHZP1	FEDERAL FARM CREDIT BANK	3/18/2020	9/20/2022	1.85	25,000,000	25,718,750	25,134,962	25,110,750	
Federal Agencies	3133ELVL5	FEDERAL FARM CREDIT BANK	4/3/2020	10/3/2022	0.70	40,000,000	39,990,000	39,997,974	39,954,800	
Federal Agencies	3133EMS45	FEDERAL FARM CREDIT BANK	7/14/2021	12/14/2022	0.11	50,000,000	49,992,900	49,996,477	49,557,000	
Federal Agencies	3133EMWK4	FEDERAL FARM CREDIT BANK	5/18/2021	1/19/2023	0.14	60,000,000	59,987,400	59,993,958	59,478,000	
Federal Agencies	3133ELJH8	FEDERAL FARM CREDIT BANK	3/25/2020	1/23/2023	1.60	10,140,000	10,384,141	10,210,126	10,140,811	
Federal Agencies	3133EMPH9	FEDERAL FARM CREDIT BANK	3/3/2022	2/3/2023	0.13	45,500,000	45,101,055	45,131,053	44,954,910	
Federal Agencies	3133827H0	FEDERAL HOME LOAN BANK	3/7/2022	2/6/2023	2.14	44,400,000	44,908,503	44,794,937	44,611,344	
Federal Agencies	3133ENDQ0	FEDERAL FARM CREDIT BANK	11/12/2021	2/10/2023	0.16	50,000,000	49,899,789	49,930,623	49,491,461	
Federal Agencies	3133EMUH3	FEDERAL FARM CREDIT BANK	3/31/2021	3/23/2023	0.13	65,000,000	64,955,150	64,977,886	64,003,550	
Federal Agencies	3133EMVP4	FEDERAL FARM CREDIT BANK	4/13/2021	4/13/2023	0.13	20,000,000	19,973,600	19,986,366	19,677,600	
Federal Agencies	3133EMVP4	FEDERAL FARM CREDIT BANK	4/13/2021	4/13/2023	0.13	25,000,000	24,967,000	24,982,958	24,597,000	
Federal Agencies	3133EMVP4	FEDERAL FARM CREDIT BANK	4/13/2021	4/13/2023	0.13	50,000,000	49,934,000	49,965,915	49,194,000	
Federal Agencies	3133EMXM9	FEDERAL FARM CREDIT BANK	5/5/2021	4/27/2023	0.13	44,500,000	44,462,233	44,479,547	43,750,175	
Federal Agencies	3133EMYX4	FEDERAL FARM CREDIT BANK	5/10/2021	5/10/2023	0.13	12,500,000	12,484,000	12,491,145	12,267,375	
Federal Agencies	3133EMYX4	FEDERAL FARM CREDIT BANK	5/10/2021	5/10/2023	0.13	25,000,000	24,968,000	24,982,290	24,534,750	
Federal Agencies	3133EMYX4	FEDERAL FARM CREDIT BANK	5/10/2021	5/10/2023	0.13	75,000,000	74,904,000	74,946,871	73,604,250	
Federal Agencies	3130AMRY0	FEDERAL HOME LOAN BANK	6/4/2021	6/2/2023	0.13	15,000,000	14,986,200	14,991,906	14,677,800	
Federal Agencies	3133EMF31	FEDERAL FARM CREDIT BANK	6/2/2021	6/2/2023	0.13	100,000,000	99,938,000	99,963,734	97,963,000	
Federal Agencies	3133EMH96	FEDERAL FARM CREDIT BANK	6/28/2021	6/14/2023	0.13	50,000,000	49,864,850	49,917,136	48,941,000	
Federal Agencies	3133EM3S9	FEDERAL FARM CREDIT BANK	12/14/2021	6/26/2023	0.20	48,067,000	47,826,184	47,872,710	47,059,996	
Federal Agencies	3133EM3S9	FEDERAL FARM CREDIT BANK	8/26/2021	6/26/2023	0.20	50,000,000	49,979,892	49,986,444	48,952,500	
Federal Agencies	3133EMS37	FEDERAL FARM CREDIT BANK	7/14/2021	7/14/2023	0.13	50,000,000	49,927,791	49,953,608	48,858,500	
Federal Agencies	3133EMS37	FEDERAL FARM CREDIT BANK	7/14/2021	7/14/2023	0.13	50,000,000	49,907,253	49,940,413	48,858,500	
Federal Agencies	3133ENEY2	FEDERAL FARM CREDIT BANK	11/24/2021	7/24/2023	0.45	50,000,000	49,996,500	49,997,238	48,966,719	
Federal Agencies	3133EM2E1	FEDERAL FARM CREDIT BANK	8/10/2021	8/10/2023	0.16	50,000,000	49,970,000	49,979,616	48,803,500	
Federal Agencies	3137EAEV7	FREDDIE MAC	12/6/2021	8/24/2023	0.25	40,776,000	40,542,761	40,585,981	39,752,930	
Federal Agencies	3130AJXD6	FEDERAL HOME LOAN BANK	12/14/2021	9/8/2023	0.13	20,975,000	20,806,361	20,835,134	20,399,027	
Federal Agencies	3135G0U43	FANNIE MAE	12/9/2021	9/12/2023	2.88	29,648,000	30,793,302	30,591,715	29,964,048	

Investment Inventory

Pooled Fund

Type of Investment	CUSIP	Issuer Name	Settle Date	Maturity		Par Value	Book Value	Amortized	
				Date	Coupon			Book Value	Market Value
Federal Agencies	3133EM6N7	FEDERAL FARM CREDIT BANK	9/27/2021	9/27/2023	0.17	50,000,000	49,950,000	49,962,740	48,668,500
Federal Agencies	3133ENGF1	FEDERAL FARM CREDIT BANK	12/3/2021	12/1/2023	0.50	25,000,000	24,963,750	24,969,675	24,323,879
Federal Agencies	3133ENGF1	FEDERAL FARM CREDIT BANK	12/3/2021	12/1/2023	0.50	25,000,000	24,963,750	24,969,675	24,323,879
Federal Agencies	3133ENGF1	FEDERAL FARM CREDIT BANK	12/3/2021	12/1/2023	0.50	75,000,000	74,891,250	74,909,026	72,971,637
Federal Agencies	3130A3VC5	FEDERAL HOME LOAN BANK	12/10/2021	12/8/2023	2.25	10,000,000	10,302,250	10,254,692	10,004,100
Federal Agencies	3130A3VC5	FEDERAL HOME LOAN BANK	12/10/2021	12/8/2023	2.25	30,000,000	30,906,750	30,764,077	30,012,300
Federal Agencies	3133ENHR4	FEDERAL FARM CREDIT BANK	12/20/2021	12/20/2023	0.68	25,000,000	24,987,600	24,989,333	24,366,000
Federal Agencies	3133ENHR4	FEDERAL FARM CREDIT BANK	12/20/2021	12/20/2023	0.68	25,000,000	24,988,000	24,989,677	24,366,000
Federal Agencies	3133ENHR4	FEDERAL FARM CREDIT BANK	12/20/2021	12/20/2023	0.68	62,000,000	61,970,488	61,974,612	60,427,680
Federal Agencies	3133ENLF5	FEDERAL FARM CREDIT BANK	3/3/2022	1/18/2024	0.90	11,856,000	11,752,153	11,743,769	11,608,538
Federal Agencies	3133ENLF5	FEDERAL FARM CREDIT BANK	2/1/2022	1/18/2024	0.90	50,000,000	49,717,250	49,725,638	48,956,384
Federal Agencies	3130AFW94	FEDERAL HOME LOAN BANK	11/12/2021	2/13/2024	2.50	39,010,000	40,648,810	40,370,033	39,157,068
Federal Agencies	3133ELNE0	FEDERAL FARM CREDIT BANK	3/18/2020	2/14/2024	1.43	20,495,000	20,950,604	20,713,230	20,240,042
Federal Agencies	3133EMRZ7	FEDERAL FARM CREDIT BANK	2/26/2021	2/26/2024	0.25	5,000,000	4,998,200	4,998,856	4,826,400
Federal Agencies	3133EMRZ7	FEDERAL FARM CREDIT BANK	2/26/2021	2/26/2024	0.25	5,000,000	4,998,200	4,998,856	4,826,400
Federal Agencies	3133EMRZ7	FEDERAL FARM CREDIT BANK	2/26/2021	2/26/2024	0.25	100,000,000	99,964,000	99,977,118	96,528,000
Federal Agencies	3130ARHG9	FEDERAL HOME LOAN BANK	3/25/2022	2/28/2024	2.13	11,000,000	10,987,460	10,987,585	10,971,620
Federal Agencies	3130ARHG9	FEDERAL HOME LOAN BANK	3/25/2022	2/28/2024	2.13	25,000,000	24,971,500	24,971,783	24,935,500
Federal Agencies	3133EMTW2	FEDERAL FARM CREDIT BANK	3/18/2021	3/18/2024	0.30	50,000,000	49,939,500	49,930,421	48,238,000
Federal Agencies	3133EMTW2	FEDERAL FARM CREDIT BANK	3/18/2021	3/18/2024	0.30	50,000,000	49,939,450	49,960,388	48,238,000
Federal Agencies	3133EMWV0	FEDERAL FARM CREDIT BANK	5/4/2021	4/22/2024	0.35	16,545,000	16,549,633	16,548,214	15,939,618
Federal Agencies	3133EMWV0	FEDERAL FARM CREDIT BANK	5/4/2021	4/22/2024	0.35	29,424,000	29,432,239	29,429,715	28,347,376
Federal Agencies	3133EMWV0	FEDERAL FARM CREDIT BANK	5/4/2021	4/22/2024	0.35	39,000,000	39,010,920	39,007,576	37,572,990
Federal Agencies	3133EMV25	FEDERAL FARM CREDIT BANK	8/6/2021	7/23/2024	0.45	50,000,000	50,092,000	50,071,763	47,979,000
Federal Agencies	3133EM5X6	FEDERAL FARM CREDIT BANK	9/23/2021	9/23/2024	0.43	25,000,000	24,974,750	24,979,127	23,872,000
Federal Agencies	3133EM5X6	FEDERAL FARM CREDIT BANK	9/23/2021	9/23/2024	0.43	50,000,000	49,949,500	49,958,255	47,744,000
Federal Agencies	3133EM5X6	FEDERAL FARM CREDIT BANK	9/23/2021	9/23/2024	0.43	50,000,000	49,949,500	49,958,255	47,744,000
Federal Agencies	3133ENEJ5	FEDERAL FARM CREDIT BANK	11/18/2021	11/18/2024	0.88	10,000,000	9,988,500	9,989,906	9,621,400
Federal Agencies	3133ENEJ5	FEDERAL FARM CREDIT BANK	11/18/2021	11/18/2024	0.88	10,000,000	9,988,500	9,989,906	9,621,400
Federal Agencies	3133ENEJ5	FEDERAL FARM CREDIT BANK	11/18/2021	11/18/2024	0.88	50,000,000	49,942,500	49,949,530	48,107,000
Federal Agencies	3133ELCP7	FEDERAL FARM CREDIT BANK	12/3/2019	12/3/2024	1.63	25,000,000	24,960,000	24,978,610	24,512,250
Federal Agencies	3133ENGQ7	FEDERAL FARM CREDIT BANK	12/9/2021	12/9/2024	0.92	50,000,000	49,985,000	49,986,547	48,098,846
Federal Agencies	3133ENGQ7	FEDERAL FARM CREDIT BANK	12/9/2021	12/9/2024	0.92	50,000,000	49,963,000	49,966,815	48,098,846
Federal Agencies	3133ENKS8	FEDERAL FARM CREDIT BANK	1/11/2022	1/6/2025	1.13	20,000,000	19,955,000	19,958,300	19,298,800
Federal Agencies	3133ENKS8	FEDERAL FARM CREDIT BANK	1/11/2022	1/6/2025	1.13	25,000,000	24,943,750	24,947,875	24,123,500
Federal Agencies	3133ENKS8	FEDERAL FARM CREDIT BANK	1/11/2022	1/6/2025	1.13	25,000,000	24,943,750	24,947,875	24,123,500
Federal Agencies	3135G0X24	FANNIE MAE	4/21/2021	1/7/2025	1.63	39,060,000	40,632,556	40,232,753	38,173,729
Federal Agencies	3137EAEP0	FREDDIE MAC	2/14/2020	2/12/2025	1.50	5,000,000	4,996,150	4,997,789	4,864,500
Federal Agencies	3137EAEP0	FREDDIE MAC	2/14/2020	2/12/2025	1.50	5,000,000	4,996,150	4,997,789	4,864,500
Federal Agencies	3137EAEP0	FREDDIE MAC	2/14/2020	2/12/2025	1.50	5,000,000	4,996,150	4,997,789	4,864,500
Federal Agencies	3137EAEP0	FREDDIE MAC	2/14/2020	2/12/2025	1.50	15,000,000	14,988,450	14,993,367	14,593,500
Federal Agencies	3137EAEP0	FREDDIE MAC	2/14/2020	2/12/2025	1.50	50,000,000	49,961,500	49,977,892	48,645,000
Federal Agencies	3137EAEP0	FREDDIE MAC	4/21/2021	2/12/2025	1.50	53,532,000	55,450,052	54,975,014	52,081,283
Federal Agencies	3133ELQY3	FEDERAL FARM CREDIT BANK	3/23/2020	3/3/2025	1.21	16,000,000	15,990,720	15,994,517	15,432,160
Federal Agencies	3133ELQY3	FEDERAL FARM CREDIT BANK	3/23/2020	3/3/2025	1.21	24,000,000	23,964,240	23,978,873	23,148,240
Federal Agencies	3133EMWT5	FEDERAL FARM CREDIT BANK	4/21/2021	4/21/2025	0.60	50,000,000	49,973,500	49,979,758	47,225,500
Federal Agencies	3135G03U5	FANNIE MAE	12/8/2021	4/22/2025	0.63	37,938,000	37,398,090	37,420,597	35,869,241
Federal Agencies	3135G03U5	FANNIE MAE	7/12/2021	4/22/2025	0.63	50,000,000	50,108,000	50,087,417	47,273,500
Federal Agencies	3135G03U5	FANNIE MAE	12/8/2021	4/22/2025	0.63	50,000,000	49,283,881	49,313,966	47,273,500

Investment Inventory

Pooled Fund

Type of Investment	CUSIP	Issuer Name	Settle Date	Maturity		Coupon	Par Value	Book Value	Amortized	Market Value
				Date					Book Value	
Federal Agencies	3135G04Z3	FANNIE MAE	12/8/2021	6/17/2025	0.50	4,655,000	4,556,640	4,565,352	4,368,066	
Federal Agencies	3135G04Z3	FANNIE MAE	12/8/2021	6/17/2025	0.50	10,000,000	9,789,600	9,808,237	9,383,600	
Federal Agencies	3130AN4A5	FEDERAL HOME LOAN BANK	7/12/2021	6/30/2025	0.70	17,680,000	17,734,631	17,724,715	16,699,644	
Federal Agencies	3135G05X7	FANNIE MAE	3/4/2021	8/25/2025	0.38	25,000,000	24,684,250	24,760,146	23,296,000	
Federal Agencies	3135G05X7	FANNIE MAE	2/25/2021	8/25/2025	0.38	72,500,000	71,862,000	72,017,420	67,558,400	
Federal Agencies	3130A8ZQ9	FEDERAL HOME LOAN BANK	11/2/2021	9/12/2025	1.75	10,295,000	10,575,333	10,545,510	10,043,493	
Federal Agencies	3137EAEX3	FREDDIE MAC	3/4/2021	9/23/2025	0.38	22,600,000	22,295,352	22,367,303	21,003,536	
Federal Agencies	3133ENEG1	FEDERAL FARM CREDIT BANK	11/17/2021	11/17/2025	1.05	39,675,000	39,622,232	39,627,108	37,674,379	
Federal Agencies	3133ENEG1	FEDERAL FARM CREDIT BANK	11/17/2021	11/17/2025	1.05	55,000,000	54,923,000	54,930,115	52,226,612	
Federal Agencies	3133ENHM5	FEDERAL FARM CREDIT BANK	12/16/2021	12/16/2025	1.17	45,000,000	44,954,100	44,957,430	42,880,050	
Federal Agencies	3133ENHM5	FEDERAL FARM CREDIT BANK	12/16/2021	12/16/2025	1.17	50,000,000	49,949,000	49,952,700	47,644,500	
Federal Agencies	3133EMZ21	FEDERAL FARM CREDIT BANK	8/9/2021	4/6/2026	0.69	15,500,000	15,458,150	15,463,932	14,427,245	
Federal Agencies	3130ANNM8	FEDERAL HOME LOAN BANK	8/19/2021	7/13/2026	1.05	25,000,000	25,000,000	25,000,000	23,709,750	
Federal Agencies	3130ANNM8	FEDERAL HOME LOAN BANK	8/19/2021	7/13/2026	1.05	25,000,000	25,000,000	25,000,000	23,709,750	
Federal Agencies	3130ANNM8	FEDERAL HOME LOAN BANK	8/19/2021	7/13/2026	1.05	25,000,000	25,000,000	25,000,000	23,709,750	
Federal Agencies	3130ANNM8	FEDERAL HOME LOAN BANK	8/19/2021	7/13/2026	1.05	25,000,000	25,000,000	25,000,000	23,709,750	
Federal Agencies	3130ANMP2	FEDERAL HOME LOAN BANK	8/20/2021	7/27/2026	1.07	25,000,000	25,000,000	25,000,000	23,622,000	
Federal Agencies	3130ANMP2	FEDERAL HOME LOAN BANK	8/20/2021	7/27/2026	1.07	25,000,000	25,000,000	25,000,000	23,622,000	
Federal Agencies	3130ANMP2	FEDERAL HOME LOAN BANK	8/20/2021	7/27/2026	1.07	25,000,000	25,000,000	25,000,000	23,622,000	
Federal Agencies	3130ANMP2	FEDERAL HOME LOAN BANK	8/20/2021	7/27/2026	1.07	25,000,000	25,000,000	25,000,000	23,622,000	
Federal Agencies	3130ANTG5	FEDERAL HOME LOAN BANK	9/13/2021	8/10/2026	1.05	25,000,000	25,000,000	25,000,000	23,758,996	
Federal Agencies	3130ANTG5	FEDERAL HOME LOAN BANK	9/13/2021	8/10/2026	1.05	25,000,000	25,000,000	25,000,000	23,758,996	
Federal Agencies	3130ANTG5	FEDERAL HOME LOAN BANK	9/13/2021	8/10/2026	1.05	25,000,000	25,000,000	25,000,000	23,758,996	
Federal Agencies	3130ANTG5	FEDERAL HOME LOAN BANK	9/13/2021	8/10/2026	1.05	25,000,000	25,000,000	25,000,000	23,758,996	
Federal Agencies	3130AP6T7	FEDERAL HOME LOAN BANK	10/1/2021	9/3/2026	1.08	25,000,000	25,000,000	25,000,000	23,566,469	
Federal Agencies	3130AP6T7	FEDERAL HOME LOAN BANK	10/1/2021	9/3/2026	1.08	25,000,000	25,000,000	25,000,000	23,566,469	
Federal Agencies	3130AP6T7	FEDERAL HOME LOAN BANK	10/1/2021	9/3/2026	1.08	25,000,000	25,000,000	25,000,000	23,566,469	
Federal Agencies	3130AP6T7	FEDERAL HOME LOAN BANK	10/1/2021	9/3/2026	1.08	25,000,000	25,000,000	25,000,000	23,566,469	
Federal Agencies	3130APPR0	FEDERAL HOME LOAN BANK	11/18/2021	10/19/2026	1.43	25,000,000	25,000,000	25,000,000	23,947,250	
Federal Agencies	3130APPR0	FEDERAL HOME LOAN BANK	11/18/2021	10/19/2026	1.43	25,000,000	25,000,000	25,000,000	23,947,250	
Federal Agencies	3130APPR0	FEDERAL HOME LOAN BANK	11/18/2021	10/19/2026	1.43	25,000,000	25,000,000	25,000,000	23,947,250	
Federal Agencies	3130APPR0	FEDERAL HOME LOAN BANK	11/18/2021	10/19/2026	1.43	25,000,000	25,000,000	25,000,000	23,947,250	
Federal Agencies	3130AQ7L1	FEDERAL HOME LOAN BANK	12/16/2021	11/16/2026	1.61	25,000,000	25,000,000	25,000,000	24,106,563	
Federal Agencies	3130AQ7L1	FEDERAL HOME LOAN BANK	12/16/2021	11/16/2026	1.61	25,000,000	25,000,000	25,000,000	24,106,563	
Federal Agencies	3130AQ7L1	FEDERAL HOME LOAN BANK	12/16/2021	11/16/2026	1.61	25,000,000	25,000,000	25,000,000	24,106,563	
Federal Agencies	3130AQ7L1	FEDERAL HOME LOAN BANK	12/16/2021	11/16/2026	1.61	25,000,000	25,000,000	25,000,000	24,106,563	
Federal Agencies	3130AQJ95	FEDERAL HOME LOAN BANK	1/14/2022	12/14/2026	1.65	25,000,000	25,000,000	25,000,000	24,087,468	
Federal Agencies	3130AQJ95	FEDERAL HOME LOAN BANK	1/14/2022	12/14/2026	1.65	25,000,000	25,000,000	25,000,000	24,087,468	
Federal Agencies	3130AQJ95	FEDERAL HOME LOAN BANK	1/14/2022	12/14/2026	1.65	25,000,000	25,000,000	25,000,000	24,087,468	
Federal Agencies	3130AQJ95	FEDERAL HOME LOAN BANK	1/14/2022	12/14/2026	1.65	25,000,000	25,000,000	25,000,000	24,087,468	
Federal Agencies	3130ARB59	FEDERAL HOME LOAN BANK	3/22/2022	3/8/2027	2.35	25,000,000	25,000,000	25,000,000	24,645,750	
Federal Agencies	3130ARB59	FEDERAL HOME LOAN BANK	3/22/2022	3/8/2027	2.35	25,000,000	25,000,000	25,000,000	24,645,750	
Federal Agencies	3130ARB59	FEDERAL HOME LOAN BANK	3/22/2022	3/8/2027	2.35	25,000,000	25,000,000	25,000,000	24,645,750	
Federal Agencies	3130ARB59	FEDERAL HOME LOAN BANK	3/22/2022	3/8/2027	2.35	25,000,000	25,000,000	25,000,000	24,645,750	
Federal Agencies	3133ENRD4	FEDERAL FARM CREDIT BANK	3/16/2022	3/10/2027	1.68	48,573,000	47,445,621	47,442,051	46,744,391	
Subtotals					0.89	\$ 4,746,129,000	\$ 4,747,977,008	\$ 4,746,859,228	\$ 4,618,570,218	

Investment Inventory

Pooled Fund

Type of Investment	CUSIP	Issuer Name	Maturity		Coupon	Par Value	Book Value	Amortized	
			Settle Date	Date				Book Value	Market Value
Public Time Deposits	PPE5U4Q0	BANK OF SAN FRANCISCO	12/6/2021	6/6/2022	0.13	\$ 10,000,000	\$ 10,000,000	\$ 10,000,000	\$ 10,000,000
Public Time Deposits	PPEJ79PT6	BRIDGE BANK	12/20/2021	6/20/2022	0.15	10,000,000	10,000,000	10,000,000	10,000,000
Public Time Deposits	PPE4E8VT6	BANK OF SAN FRANCISCO	3/21/2022	9/19/2022	0.81	10,000,000	10,000,000	10,000,000	10,000,000
Public Time Deposits	PPEEE5T97	BRIDGE BANK	3/21/2022	9/19/2022	0.81	10,000,000	10,000,000	10,000,000	10,000,000
Subtotals					0.48	\$ 40,000,000	\$ 40,000,000	\$ 40,000,000	\$ 40,000,000
Negotiable CDs	78012UK53	ROYAL BANK OF CANADA NY	4/6/2021	4/6/2022	0.23	\$ 50,000,000	\$ 50,000,000	\$ 50,000,000	\$ 50,000,998
Negotiable CDs	89114W6T7	TORONTO DOMINION BANK NY	4/13/2021	4/11/2022	0.22	50,000,000	50,000,000	50,000,000	50,001,677
Negotiable CDs	89114WHS7	TORONTO DOMINION BANK NY	10/12/2021	4/13/2022	0.16	50,000,000	50,000,000	50,000,000	50,000,901
Negotiable CDs	06367CHR1	BANK OF MONTREAL CHICAGO	7/6/2021	5/9/2022	0.17	100,000,000	100,000,000	100,000,000	100,006,484
Negotiable CDs	89114WBD6	TORONTO DOMINION BANK NY	5/25/2021	5/25/2022	0.21	50,000,000	50,000,000	50,000,000	50,007,623
Negotiable CDs	06417MTV7	BANK OF NOVA SCOTIA HOUS	12/2/2021	6/15/2022	0.30	100,000,000	100,000,000	100,000,000	100,040,079
Negotiable CDs	78012UT96	ROYAL BANK OF CANADA NY	9/16/2021	6/17/2022	0.15	100,000,000	100,000,000	100,000,000	100,008,645
Negotiable CDs	06417MTY1	BANK OF NOVA SCOTIA HOUS	12/6/2021	6/30/2022	0.31	100,000,000	100,000,000	100,000,000	99,964,539
Negotiable CDs	78012UX42	ROYAL BANK OF CANADA NY	10/29/2021	6/30/2022	0.20	50,000,000	50,000,000	50,000,000	49,968,391
Negotiable CDs	89114WMZ5	TORONTO DOMINION BANK NY	12/13/2021	6/30/2022	0.30	50,000,000	50,000,000	50,000,000	49,981,012
Negotiable CDs	89114WQB4	TORONTO DOMINION BANK NY	2/1/2022	6/30/2022	0.53	50,000,000	50,000,000	50,000,000	50,010,051
Negotiable CDs	06367CQB6	BANK OF MONTREAL CHICAGO	12/17/2021	7/1/2022	0.33	50,000,000	50,000,000	50,000,000	49,984,630
Negotiable CDs	89114WJ89	TORONTO DOMINION BANK NY	10/19/2021	7/1/2022	0.21	50,000,000	50,000,000	50,000,000	49,968,314
Negotiable CDs	06417MUM5	BANK OF NOVA SCOTIA HOUS	12/13/2021	7/6/2022	0.31	100,000,000	100,000,000	100,000,000	99,962,211
Negotiable CDs	06367CKG1	BANK OF MONTREAL CHICAGO	8/25/2021	7/18/2022	0.18	50,000,000	50,000,000	50,000,000	49,959,107
Negotiable CDs	06367CKN6	BANK OF MONTREAL CHICAGO	8/30/2021	7/18/2022	0.18	50,000,000	50,000,000	50,000,000	49,959,108
Negotiable CDs	06417MSJ5	BANK OF NOVA SCOTIA HOUS	11/2/2021	8/1/2022	0.24	50,000,000	50,000,000	50,000,000	49,964,104
Negotiable CDs	06367CST5	BANK OF MONTREAL CHICAGO	3/2/2022	8/29/2022	0.83	50,000,000	50,000,000	50,000,000	50,079,482
Negotiable CDs	78012U3T0	ROYAL BANK OF CANADA NY	2/28/2022	8/29/2022	0.80	50,000,000	50,000,000	50,000,000	50,073,200
Negotiable CDs	06367CSP3	BANK OF MONTREAL CHICAGO	2/28/2022	9/12/2022	0.82	50,000,000	50,000,000	50,000,000	50,084,545
Negotiable CDs	78012U3V5	ROYAL BANK OF CANADA NY	3/1/2022	9/12/2022	0.85	50,000,000	50,000,000	50,000,000	50,091,405
Negotiable CDs	78012U4G7	ROYAL BANK OF CANADA NY	3/15/2022	9/22/2022	1.42	50,000,000	50,000,000	50,000,000	50,235,181
Negotiable CDs	78012U4H5	ROYAL BANK OF CANADA NY	3/15/2022	9/26/2022	1.44	50,000,000	50,000,000	50,000,000	50,245,504
Negotiable CDs	78012UW84	ROYAL BANK OF CANADA NY	10/26/2021	9/26/2022	0.28	50,000,000	50,000,000	50,000,000	49,957,695
Negotiable CDs	78012UW68	ROYAL BANK OF CANADA NY	10/25/2021	10/24/2022	0.30	50,000,000	50,000,000	50,000,000	49,850,895
Negotiable CDs	96130ALC0	WESTPAC BANKING CORP NY	10/27/2021	10/24/2022	0.30	50,000,000	50,000,000	50,000,000	49,850,899
Negotiable CDs	78012U2E4	ROYAL BANK OF CANADA NY	12/2/2021	12/2/2022	0.48	50,000,000	50,000,000	50,000,000	49,884,039
Negotiable CDs	89114WM36	TORONTO DOMINION BANK NY	12/2/2021	12/2/2022	0.48	50,000,000	50,000,000	50,000,000	49,884,039
Negotiable CDs	06367CPS0	BANK OF MONTREAL CHICAGO	12/8/2021	12/7/2022	0.52	50,000,000	50,000,000	50,000,000	49,895,548
Negotiable CDs	89114WP58	TORONTO DOMINION BANK NY	1/6/2022	12/30/2022	0.57	60,000,000	60,000,000	60,000,000	59,777,386
Negotiable CDs	06367CSR9	BANK OF MONTREAL CHICAGO	3/1/2022	1/30/2023	1.18	50,000,000	50,000,000	50,000,000	50,049,944
Negotiable CDs	89114WQL2	TORONTO DOMINION BANK NY	2/3/2022	1/30/2023	0.95	50,000,000	50,000,000	50,000,000	49,953,160
Negotiable CDs	06367CSM0	BANK OF MONTREAL CHICAGO	2/28/2022	2/13/2023	1.35	50,000,000	50,000,000	50,000,000	50,126,750
Negotiable CDs	89114WRW7	TORONTO DOMINION BANK NY	2/28/2022	2/13/2023	1.35	50,000,000	50,000,000	50,000,000	50,126,750
Subtotals					0.50	\$ 1,960,000,000	\$ 1,960,000,000	\$ 1,960,000,000	\$ 1,959,955,288

Investment Inventory

Pooled Fund

Type of Investment	CUSIP	Issuer Name	Settle Date	Maturity		Coupon	Par Value	Book Value	Amortized	
				Date					Book Value	Market Value
Commercial Paper	89233HDT8	TOYOTA MOTOR CREDIT CORP	10/28/2021	4/27/2022	0.00	\$ 25,000,000	\$ 24,978,632	\$ 24,996,931	\$ 24,997,653	
Commercial Paper	89233HF82	TOYOTA MOTOR CREDIT CORP	11/10/2021	6/8/2022	0.00	50,000,000	49,941,667	49,981,111	49,974,500	
Commercial Paper	89233HFE9	TOYOTA MOTOR CREDIT CORP	10/25/2021	6/14/2022	0.00	50,000,000	49,932,333	49,978,417	49,972,250	
Commercial Paper	89233HFF6	TOYOTA MOTOR CREDIT CORP	12/21/2021	6/15/2022	0.00	50,000,000	49,921,778	49,966,667	49,971,875	
Commercial Paper	89233HFF6	TOYOTA MOTOR CREDIT CORP		1/4/2022	6/15/2022	0.00	50,000,000	49,932,500	49,968,750	
Commercial Paper	89233HFN9	TOYOTA MOTOR CREDIT CORP	12/6/2021	6/22/2022	0.00	50,000,000	49,925,750	49,969,250	49,969,250	
Commercial Paper	89233HFQ2	TOYOTA MOTOR CREDIT CORP	12/16/2021	6/24/2022	0.00	60,000,000	59,901,833	59,956,600	59,962,200	
Commercial Paper	89233HFW9	TOYOTA MOTOR CREDIT CORP	10/19/2021	6/30/2022	0.00	50,000,000	49,932,972	49,976,250	49,938,750	
Commercial Paper	89233HFW9	TOYOTA MOTOR CREDIT CORP	11/1/2021	6/30/2022	0.00	50,000,000	49,919,667	49,970,000	49,938,750	
Commercial Paper	62479MG15	MUFG BANK LTD NY	2/23/2022	7/1/2022	0.00	50,000,000	49,884,444	49,917,847	49,938,070	
Commercial Paper	89233HG16	TOYOTA MOTOR CREDIT CORP	11/19/2021	7/1/2022	0.00	50,000,000	49,925,333	49,969,667	49,938,070	
Commercial Paper	62479MGL1	MUFG BANK LTD NY	2/28/2022	7/20/2022	0.00	50,000,000	49,867,861	49,897,639	49,925,139	
Commercial Paper	62479MGN7	MUFG BANK LTD NY	3/1/2022	7/22/2022	0.00	50,000,000	49,860,972	49,891,111	49,923,778	
Commercial Paper	89233HH15	TOYOTA MOTOR CREDIT CORP	11/4/2021	8/1/2022	0.00	50,000,000	49,906,250	49,957,639	49,896,639	
Commercial Paper	62479MH30	MUFG BANK LTD NY	3/28/2022	8/3/2022	0.00	50,000,000	49,786,667	49,793,333	49,894,945	
Subtotals					0.00	\$ 735,000,000	\$ 733,618,660	\$ 734,191,211	\$ 734,213,742	
Money Market Funds	09248U718	BLACKROCK LIQ INST GOV FUND	3/31/2022	4/1/2022	0.10	\$ 13,547,795	\$ 13,547,795	\$ 13,547,795	\$ 13,547,795	
Money Market Funds	262006208	DREYFUS GOVERN CASH MGMT-I	3/31/2022	4/1/2022	0.09	227,764,205	227,764,205	227,764,205	227,764,205	
Money Market Funds	31607A703	FIDELITY INST GOV FUND	3/31/2022	4/1/2022	0.08	14,349,165	14,349,165	14,349,165	14,349,165	
Money Market Funds	608919718	FEDERATED GOVERNMENT OBL-PI	3/31/2022	4/1/2022	0.09	11,100,196	11,100,196	11,100,196	11,100,196	
Money Market Funds	61747C707	MORGAN STANLEY INST GOVT FUN	3/31/2022	4/1/2022	0.15	328,439,731	328,439,731	328,439,731	328,439,731	
Money Market Funds	85749T517	STATE ST INST US GOV MM-OPP	3/31/2022	4/1/2022	0.11	300,040,472	300,040,472	300,040,472	300,040,472	
Subtotals					0.12	\$ 895,241,565	\$ 895,241,565	\$ 895,241,565	\$ 895,241,565	
Supranationals	459058ES8	INTL BK RECON & DEVELOP	12/16/2021	10/7/2022	1.88	\$ 64,387,000	\$ 65,418,845	\$ 64,899,754	\$ 64,596,902	
Supranationals	459058JV6	INTL BK RECON & DEVELOP	4/20/2021	4/20/2023	0.13	100,000,000	99,793,000	99,891,112	98,162,000	
Supranationals	4581X0CC0	INTER-AMERICAN DEVEL BK	12/15/2021	10/4/2023	3.00	25,756,000	26,990,142	26,661,844	26,059,148	
Supranationals	45906M3B5	INTL BK RECON & DEVELOP	3/23/2022	6/14/2024	1.98	100,000,000	100,000,000	100,000,000	99,082,000	
Supranationals	459056HV2	INTL BK RECON & DEVELOP	11/2/2021	8/28/2024	1.50	50,000,000	50,984,250	50,840,913	48,942,500	
Supranationals	4581X0DZ8	INTER-AMERICAN DEVEL BK	11/4/2021	9/23/2024	0.50	50,000,000	49,595,500	49,652,299	47,653,500	
Supranationals	45950VQG4	INTL FINANCE CORP	10/22/2021	9/23/2024	0.44	10,000,000	9,918,700	9,930,967	9,471,700	
Supranationals	4581X0CM8	INTER-AMERICAN DEVEL BK	4/26/2021	1/15/2025	2.13	100,000,000	105,676,000	104,257,000	98,971,000	
Supranationals	459058JB0	INTL BK RECON & DEVELOP	7/23/2021	4/22/2025	0.63	40,000,000	40,086,000	40,070,169	37,774,000	
Supranationals	4581X0DN5	INTER-AMERICAN DEVEL BK	11/1/2021	7/15/2025	0.63	28,900,000	28,519,098	28,561,640	27,139,701	
Supranationals	45818WDG8	INTER-AMERICAN DEVEL BK	8/25/2021	2/27/2026	0.82	19,500,000	19,556,907	19,549,340	18,098,535	
Subtotals					1.35	\$ 588,543,000	\$ 596,538,442	\$ 594,315,039	\$ 575,950,986	
Grand Totals					0.71	\$ 13,964,913,565	\$ 13,988,256,026	\$ 13,974,294,714	\$ 13,649,013,948	

Monthly Investment Earnings

Pooled Fund

For month ended March 31, 2022

Type of Investment	CUSIP	Issuer Name	Par Value	Coupon	YTM ¹	Settle Date	Maturity		Amort. Expense	Realized Gain/(Loss)	Earned Income /Net Earnings
							Date	Earned Interest			
U.S. Treasuries	912796S91	TREASURY BILL	0	0	0.1699	3/21/22	3/22/22	0	236	0	236
U.S. Treasuries	912796F38	TREASURY BILL	0	0	0.058	4/19/21	3/24/22	0.00	1852.78	0.00	1852.78
U.S. Treasuries	912796T25	TREASURY BILL	0	0	0.2401	3/28/22	3/29/22	0	333.5	0	333.5
U.S. Treasuries	912828ZG8	US TREASURY	0	0.375	0.0673	4/8/21	3/31/22	15453.3	-12637.87	0	2815.43
U.S. Treasuries	912796G45	TREASURY BILL	100000000	0	0.065	4/22/21	4/21/22	0.00	5597.2	0.00	5597.2
U.S. Treasuries	912796H44	TREASURY BILL	200000000	0	0.055	5/20/21	5/19/22	0.00	9472.29	0.00	9472.29
U.S. Treasuries	912828XD7	US TREASURY	50000000	1.875	0.0798	5/13/21	5/31/22	79842.03	-76197.37	0	3644.66
U.S. Treasuries	9128286Y1	US TREASURY	50000000	1.75	0.0801	4/8/21	6/15/22	74519.23	-70894.78	0	3624.45
U.S. Treasuries	9128286Y1	US TREASURY	50000000	1.75	0.0922	4/28/21	6/15/22	74519.23	-70369.25	0	4149.98
U.S. Treasuries	912796W39	TREASURY BILL	25000000	0	0.4808	3/1/22	6/28/22	0	10333.33	0	10333.33
U.S. Treasuries	912828XW5	US TREASURY	25000000	1.75	1.7692	8/15/17	6/30/22	37465.47	391.17	0	37856.64
U.S. Treasuries	912828ZX1	US TREASURY	50000000	0.125	0.107	3/12/21	6/30/22	5352.21	-764.81	0	4587.4
U.S. Treasuries	912828ZX1	US TREASURY	50000000	0.125	0.0906	3/31/21	6/30/22	5352.21	-1460.56	0.00	3891.65
U.S. Treasuries	912828ZX1	US TREASURY	50000000	0.125	0.0837	4/8/21	6/30/22	5352.21	-1756.94	0	3595.27
U.S. Treasuries	912828ZX1	US TREASURY	50000000	0.125	0.0927	4/15/21	6/30/22	5352.21	-1372.94	0.00	3979.27
U.S. Treasuries	912828ZX1	US TREASURY	50000000	0.125	0.0926	4/16/21	6/30/22	5352.21	-1376.06	0.00	3976.15
U.S. Treasuries	912828ZX1	US TREASURY	50000000	0.125	0.0924	4/19/21	6/30/22	5352.21	-1385.52	0	3966.69
U.S. Treasuries	912828YA2	US TREASURY	100000000	1.5	0.0988	3/30/21	8/15/22	128453.04	-119167.8	0.00	9285.24
U.S. Treasuries	91282CAG6	US TREASURY	50000000	0.125	0.0974	3/30/21	8/31/22	5264.94	-1166.61	0.00	4098.33
U.S. Treasuries	912796U56	TREASURY BILL	50000000	0	0.9817	3/29/22	9/22/22	0.00	4070.83	0.00	4070.83
U.S. Treasuries	912796U64	TREASURY BILL	50000000	0	1.0556	3/31/22	9/29/22	0	1458.33	0	1458.33
U.S. Treasuries	912828TY6	US TREASURY	50000000	1.625	0.1236	4/8/21	11/15/22	69578.73	-63543.22	0.00	6035.51
U.S. Treasuries	912796P94	TREASURY BILL	50000000	0	0.2494	12/13/21	12/1/22	0.00	10712.23	0.00	10712.23
U.S. Treasuries	912828Z86	US TREASURY	50000000	1.375	0.1371	8/17/21	2/15/23	58874.31	-52355.89	0	6518.42
U.S. Treasuries	912828Z86	US TREASURY	50000000	1.375	1.0249	3/3/22	2/15/23	55075.97	-13795	0	41280.97
U.S. Treasuries	912828ZD5	US TREASURY	50000000	0.5	0.162	3/18/21	3/15/23	21217.42	-14324.7	0.00	6892.72
U.S. Treasuries	91282CBU4	US TREASURY	50000000	0.125	0.1537	5/4/21	3/31/23	5321.87	1217.89	0	6539.76
U.S. Treasuries	912828ZU7	US TREASURY	50000000	0.25	0.1911	3/12/21	6/15/23	10645.61	-2495.26	0	8150.35
U.S. Treasuries	912828ZU7	US TREASURY	50000000	0.25	0.1837	4/8/21	6/15/23	10645.61	-2807.31	0	7838.3
U.S. Treasuries	912828ZU7	US TREASURY	50000000	0.25	0.252	6/24/21	6/15/23	10645.61	83.97	0	10729.58
U.S. Treasuries	912828S35	US TREASURY	50000000	1.375	1.6093	1/9/20	6/30/23	58874.31	9645.48	0	68519.79
U.S. Treasuries	912828S35	US TREASURY	50000000	1.375	0.2422	6/24/21	6/30/23	58874.31	-47960.37	0.00	10913.94
U.S. Treasuries	91282CCK5	US TREASURY	50000000	0.125	0.2602	6/30/21	6/30/23	5352.21	5722.92	0	11075.13
U.S. Treasuries	912828S92	US TREASURY	50000000	1.25	0.2011	4/1/21	7/31/23	53522.10	-44467.44	0	9054.66
U.S. Treasuries	912828S92	US TREASURY	50000000	1.25	0.2027	4/1/21	7/31/23	53522.10	-44396.3	0.00	9125.8
U.S. Treasuries	91282CAK7	US TREASURY	50000000	0.125	0.2333	8/10/21	9/15/23	5304.36	4584.49	0.00	9888.85
U.S. Treasuries	912828WE6	US TREASURY	50000000	2.75	1.7091	12/17/19	11/15/23	117748.62	-42539.59	0.00	75209.03
U.S. Treasuries	91282CBA8	US TREASURY	50000000	0.125	0.2954	3/19/21	12/15/23	5322.80	7197.88	0.00	12520.68
U.S. Treasuries	91282CBA8	US TREASURY	50000000	0.125	0.7232	12/9/21	12/15/23	5322.8	25173.02	0	30495.82
U.S. Treasuries	91282CBA8	US TREASURY	50000000	0.125	0.6864	12/15/21	12/15/23	5322.80	23638.16	0.00	28960.96
U.S. Treasuries	9128285Z9	US TREASURY	50000000	2.5	0.3278	10/4/21	1/31/24	107044.2	-91711.75	0	15332.45
U.S. Treasuries	91282CDV0	US TREASURY	50000000	0.875	1.5159	2/23/22	1/31/24	37465.47	26719.41	0.00	64184.88
U.S. Treasuries	91282CBR1	US TREASURY	50000000	0.25	1.5538	3/8/22	3/15/24	8191.59	41984.25	0	50175.84
U.S. Treasuries	91282CCC3	US TREASURY	50000000	0.25	0.4475	7/2/21	5/15/24	10704.42	8319.42	0.00	19023.84
U.S. Treasuries	912828XT2	US TREASURY	50000000	2	0.4283	7/6/21	5/31/24	85164.84	-66201.73	0	18963.11
U.S. Treasuries	91282CCL3	US TREASURY	50000000	0.375	0.3763	8/6/21	7/15/24	16056.63	56.37	0.00	16113
U.S. Treasuries	91282CCL3	US TREASURY	50000000	0.375	0.4018	8/9/21	7/15/24	16056.63	1130.66	0.00	17187.29
U.S. Treasuries	912828Y87	US TREASURY	50000000	1.75	0.4154	3/30/21	7/31/24	74930.93	-56225.65	0	18705.28
U.S. Treasuries	91282CCT6	US TREASURY	50000000	0.375	0.4439	8/25/21	8/15/24	16056.63	2899.12	0.00	18955.75
U.S. Treasuries	912828YM6	US TREASURY	50000000	1.5	0.5038	4/15/21	10/31/24	64226.52	-41798.38	0	22428.14
U.S. Treasuries	912828G38	US TREASURY	50000000	2.25	0.5162	3/9/21	11/15/24	96339.78	-72728.17	0	23611.61
U.S. Treasuries	912828G38	US TREASURY	50000000	2.25	0.4762	3/12/21	11/15/24	96339.78	-74467.25	0	21872.53
U.S. Treasuries	912828YY0	US TREASURY	50000000	1.75	0.5625	3/15/21	12/31/24	74930.94	-49764.56	0	25166.38

Monthly Investment Earnings

Pooled Fund

Type of Investment	CUSIP	Issuer Name	Par Value	Coupon	YTM ¹	Settle Date	Maturity		Earned Interest	Amort.	Realized	Earned Income
							Date	Expense		Gain/(Loss)	/Net Earnings	
U.S. Treasuries	912828Z52	US TREASURY	50000000	1.375	0.5756	3/30/21	1/31/25	58874.31	-33488.51	0.00	25385.8	
U.S. Treasuries	912828Z52	US TREASURY	50000000	1.375	0.5707	4/15/21	1/31/25	58874.31	-33700.2	0.00	25174.11	
U.S. Treasuries	912828ZC7	US TREASURY	50000000	1.125	0.607	3/15/21	2/28/25	47384.51	-21689.68	0.00	25694.83	
U.S. Treasuries	912828ZC7	US TREASURY	50000000	1.125	0.6083	3/31/21	2/28/25	47384.51	-21635.98	0.00	25748.53	
U.S. Treasuries	912828ZF0	US TREASURY	50000000	0.5	0.613	4/15/21	3/31/25	21287.46	4731.53	0	26018.99	
U.S. Treasuries	912828ZF0	US TREASURY	50000000	0.5	0.5822	4/19/21	3/31/25	21287.46	3443.03	0	24730.49	
U.S. Treasuries	912828ZL7	US TREASURY	50000000	0.375	0.5722	5/18/21	4/30/25	16056.63	8265.92	0.00	24322.55	
U.S. Treasuries	912828XB1	US TREASURY	50000000	2.125	0.5666	9/2/21	5/15/25	90987.57	-65387.04	0	25600.93	
U.S. Treasuries	912828ZW3	US TREASURY	50000000	0.25	0.6546	3/8/21	6/30/25	10704.42	16914.68	0	27619.1	
U.S. Treasuries	912828ZW3	US TREASURY	50000000	0.25	0.7014	3/9/21	6/30/25	10704.42	18848.78	0	29553.2	
U.S. Treasuries	912828ZW3	US TREASURY	50000000	0.25	0.6025	5/12/21	6/30/25	10704.42	14755.79	0.00	25460.21	
U.S. Treasuries	912828ZW3	US TREASURY	50000000	0.25	0.6511	5/13/21	6/30/25	10704.42	16771.76	0.00	27476.18	
U.S. Treasuries	912828ZW3	US TREASURY	50000000	0.25	0.6175	5/18/21	6/30/25	10704.42	15378.27	0	26082.69	
U.S. Treasuries	912828ZW3	US TREASURY	50000000	0.25	0.6022	7/12/21	6/30/25	10704.42	14750.2	0.00	25454.62	
U.S. Treasuries	912828ZW3	US TREASURY	50000000	0.25	0.5091	8/5/21	6/30/25	10704.42	10877.19	0	21581.61	
U.S. Treasuries	912828ZW3	US TREASURY	50000000	0.25	0.5583	8/6/21	6/30/25	10704.42	12925.74	0.00	23630.16	
U.S. Treasuries	912828ZW3	US TREASURY	50000000	0.25	1.0354	12/7/21	6/30/25	10704.42	32670.18	0	43374.6	
U.S. Treasuries	91282CAB7	US TREASURY	50000000	0.25	0.5246	8/5/21	7/31/25	10704.42	11518.87	0	22223.29	
U.S. Treasuries	91282CAB7	US TREASURY	50000000	0.25	0.5738	8/6/21	7/31/25	10704.42	13565.83	0.00	24270.25	
U.S. Treasuries	91282CAM3	US TREASURY	50000000	0.25	0.6628	5/12/21	9/30/25	10643.73	17234.31	0.00	27878.04	
U.S. Treasuries	91282CAM3	US TREASURY	50000000	0.25	0.5987	7/26/21	9/30/25	10643.73	14591.52	0.00	25235.25	
U.S. Treasuries	91282CAT8	US TREASURY	50000000	0.25	0.5542	2/25/21	10/31/25	10704.42	12718.74	0.00	23423.16	
U.S. Treasuries	91282CAT8	US TREASURY	50000000	0.25	0.6521	3/2/21	10/31/25	10704.42	16771.2	0.00	27475.62	
U.S. Treasuries	91282CAT8	US TREASURY	50000000	0.25	0.6655	3/4/21	10/31/25	10704.42	17324.52	0.00	28028.94	
U.S. Treasuries	91282CBC4	US TREASURY	50000000	0.375	0.6036	2/25/21	12/31/25	16056.63	9543.83	0.00	25600.46	
U.S. Treasuries	91282CBC4	US TREASURY	50000000	0.375	0.6814	2/26/21	12/31/25	16056.63	12766.52	0.00	28823.15	
U.S. Treasuries	91282CBW0	US TREASURY	50000000	0.75	0.8929	6/28/21	4/30/26	32113.26	5927.91	0.00	38041.17	
U.S. Treasuries	91282CBW0	US TREASURY	50000000	0.75	0.8642	7/2/21	4/30/26	32113.26	4739.35	0.00	36852.61	
U.S. Treasuries	912828R36	US TREASURY	50000000	1.625	0.6924	7/23/21	5/15/26	69578.73	-38871.3	0.00	30707.43	
U.S. Treasuries	912828R36	US TREASURY	50000000	1.625	0.8064	8/27/21	5/15/26	69578.73	-34035.64	0	35543.09	
U.S. Treasuries	91282CCJ8	US TREASURY	50000000	0.875	0.9031	7/2/21	6/30/26	37465.47	1161.81	0.00	38627.28	
U.S. Treasuries	91282CCJ8	US TREASURY	50000000	0.875	0.846	7/14/21	6/30/26	37465.47	-1202.91	0	36262.56	
U.S. Treasuries	91282CCJ8	US TREASURY	50000000	0.875	0.7322	7/22/21	6/30/26	37465.47	-5940.58	0	31524.89	
U.S. Treasuries	91282CCJ8	US TREASURY	50000000	0.875	0.7395	7/22/21	6/30/26	37465.47	-5638.51	0	31826.96	
U.S. Treasuries	91282CCJ8	US TREASURY	50000000	0.875	0.706	8/6/21	6/30/26	37465.47	-7039.55	0	30425.92	
U.S. Treasuries	91282CCJ8	US TREASURY	50000000	0.875	0.7746	8/10/21	6/30/26	37465.47	-4172.14	0	33293.33	
U.S. Treasuries	91282CCJ8	US TREASURY	50000000	0.875	0.9018	9/24/21	6/30/26	37465.47	1113.5	0	38578.97	
U.S. Treasuries	91282CCJ8	US TREASURY	50000000	0.875	1.0521	10/14/21	6/30/26	37465.47	7321.94	0	44787.41	
U.S. Treasuries	91282CCJ8	US TREASURY	50000000	0.875	1.3228	1/4/22	6/30/26	37465.47	18408.02	0.00	55873.49	
U.S. Treasuries	91282CCW9	US TREASURY	50000000	0.75	0.9797	9/28/21	8/31/26	31589.68	9496.23	0	41085.91	
U.S. Treasuries	91282CCZ2	US TREASURY	50000000	0.875	1.0032	10/8/21	9/30/26	37253.06	5295.36	0	42548.42	
U.S. Treasuries	91282CCZ2	US TREASURY	50000000	0.875	1.0105	10/8/21	9/30/26	37253.06	5595.09	0	42848.15	
U.S. Treasuries	91282CCZ2	US TREASURY	50000000	0.875	1.1593	10/19/21	9/30/26	37253.05	11693.89	0	48946.94	
U.S. Treasuries	91282CDK4	US TREASURY	50000000	1.25	1.2201	12/3/21	11/30/26	53228.02	-1228.87	0.00	51999.15	
U.S. Treasuries	91282CDK4	US TREASURY	50000000	1.25	1.2014	12/7/21	11/30/26	53228.02	-1997.15	0	51230.87	
U.S. Treasuries	91282CDK4	US TREASURY	50000000	1.25	2.5854	3/29/22	11/30/26	5151.1	5135.11	0	10286.21	
U.S. Treasuries	91282CDQ1	US TREASURY	50000000	1.25	2.5489	3/29/22	12/31/26	5179.56	4992.94	0	10172.5	
Subtotals			\$ 5,000,000,000					\$ 3,128,419	\$ (836,081)	\$ -	\$ 2,292,338	

Monthly Investment Earnings

Pooled Fund

Type of Investment	CUSIP	Issuer Name	Par Value	Coupon	YTM ¹	Maturity		Earned Interest	Amort. Expense	Realized Gain/(Loss)	Earned Income /Net Earnings
						Settle Date	Date				
Federal Agencies	3133EKBV7	FEDERAL FARM CREDIT BANK	\$ -	2.55	2.56	3/1/19	3/1/22	\$ -	\$ -	\$ -	\$ -
Federal Agencies	313385TU0	FED HOME LN DISCOUNT NT	-	0.00	0.03	3/2/22	3/3/22	-	21	-	21
Federal Agencies	313378WG2	FEDERAL HOME LOAN BANK	-	2.50	2.36	4/5/19	3/11/22	27,778	(1,479)	-	26,299
Federal Agencies	313378WG2	FEDERAL HOME LOAN BANK	-	2.50	2.36	4/5/19	3/11/22	12,347	(644)	-	11,703
Federal Agencies	3133EKDC7	FEDERAL FARM CREDIT BANK	-	2.47	2.36	4/8/19	3/14/22	23,320	(984)	-	22,336
Federal Agencies	3133EKDC7	FEDERAL FARM CREDIT BANK	-	2.47	2.36	4/8/19	3/14/22	40,583	(1,635)	-	38,949
Federal Agencies	3133ELUQ5	FEDERAL FARM CREDIT BANK	-	0.70	0.70	3/25/20	3/25/22	11,667	33	-	11,700
Federal Agencies	3133ELUQ5	FEDERAL FARM CREDIT BANK	-	0.70	0.71	3/25/20	3/25/22	11,667	230	-	11,897
Federal Agencies	3133ELUQ5	FEDERAL FARM CREDIT BANK	-	0.70	0.71	3/25/20	3/25/22	11,667	132	-	11,798
Federal Agencies	3133ELUQ5	FEDERAL FARM CREDIT BANK	-	0.70	0.73	3/25/20	3/25/22	11,667	551	-	12,217
Federal Agencies	3135G0T45	FANNIE MAE	25,000,000	1.88	1.81	6/6/17	4/5/22	39,063	(1,270)	-	37,793
Federal Agencies	313313VG0	FED FARM CRD DISCOUNT NT	10,000,000	0.00	0.06	7/9/21	4/8/22	-	517	-	517
Federal Agencies	3135G0V59	FANNIE MAE	25,000,000	2.25	2.36	4/12/19	4/12/22	46,875	2,319	-	49,194
Federal Agencies	3135G0V59	FANNIE MAE	50,000,000	2.25	2.36	4/12/19	4/12/22	93,750	4,639	-	98,389
Federal Agencies	3135G0V59	FANNIE MAE	50,000,000	2.25	2.36	4/12/19	4/12/22	93,750	4,639	-	98,389
Federal Agencies	3133EKHB5	FEDERAL FARM CREDIT BANK	50,000,000	2.35	2.37	4/18/19	4/18/22	97,917	863	-	98,779
Federal Agencies	3133EMXN7	FEDERAL FARM CREDIT BANK	19,550,000	0.06	0.07	4/28/21	4/27/22	978	140	-	1,117
Federal Agencies	3130AMEY4	FEDERAL HOME LOAN BANK	10,000,000	0.06	0.06	5/6/21	5/6/22	500	7	-	507
Federal Agencies	3130AMEY4	FEDERAL HOME LOAN BANK	10,000,000	0.06	0.06	5/18/21	5/6/22	500	9	-	509
Federal Agencies	313385WL6	FED HOME LN DISCOUNT NT	50,000,000	0.00	0.06	5/6/21	5/6/22	-	2,368	-	2,368
Federal Agencies	3130AMGM8	FEDERAL HOME LOAN BANK	50,000,000	0.06	0.06	5/11/21	5/10/22	2,500	143	-	2,643
Federal Agencies	3130AMJ37	FEDERAL HOME LOAN BANK	30,000,000	0.06	0.06	5/17/21	5/13/22	1,500	21	-	1,521
Federal Agencies	3130AMJ37	FEDERAL HOME LOAN BANK	45,000,000	0.06	0.06	5/13/21	5/13/22	2,250	153	-	2,403
Federal Agencies	3133EKLR5	FEDERAL FARM CREDIT BANK	25,000,000	2.25	2.32	5/16/19	5/16/22	46,875	1,435	-	48,310
Federal Agencies	3133EKLR5	FEDERAL FARM CREDIT BANK	35,000,000	2.25	2.32	5/16/19	5/16/22	65,625	2,010	-	67,635
Federal Agencies	3133EHLY7	FEDERAL FARM CREDIT BANK	50,000,000	1.88	1.85	6/6/17	6/2/22	78,125	(1,008)	-	77,117
Federal Agencies	3133EHLY7	FEDERAL FARM CREDIT BANK	50,000,000	1.88	1.88	6/9/17	6/2/22	78,125	43	-	78,168
Federal Agencies	3133EMF64	FEDERAL FARM CREDIT BANK	58,735,000	0.06	0.08	7/7/21	6/9/22	2,937	1,055	-	3,992
Federal Agencies	3133ELDK7	FEDERAL FARM CREDIT BANK	20,000,000	1.63	1.63	12/16/19	6/15/22	27,167	36	-	27,203
Federal Agencies	3133ELDK7	FEDERAL FARM CREDIT BANK	25,000,000	1.63	1.63	12/16/19	6/15/22	33,958	45	-	34,003
Federal Agencies	3133ELDK7	FEDERAL FARM CREDIT BANK	25,000,000	1.63	1.63	12/16/19	6/15/22	33,958	45	-	34,003
Federal Agencies	3133EHZP1	FEDERAL FARM CREDIT BANK	25,000,000	1.85	0.69	3/18/20	9/20/22	38,542	(24,325)	-	14,217
Federal Agencies	3133ELVL5	FEDERAL FARM CREDIT BANK	40,000,000	0.70	0.71	4/3/20	10/3/22	23,333	340	-	23,673
Federal Agencies	3133EMS45	FEDERAL FARM CREDIT BANK	50,000,000	0.11	0.12	7/14/21	12/14/22	4,583	425	-	5,008
Federal Agencies	3133EMWK4	FEDERAL FARM CREDIT BANK	60,000,000	0.14	0.15	5/18/21	1/19/23	7,000	639	-	7,639
Federal Agencies	3133ELJH8	FEDERAL FARM CREDIT BANK	10,140,000	1.60	0.74	3/25/20	1/23/23	13,520	(7,320)	-	6,201
Federal Agencies	3133EMPH9	FEDERAL FARM CREDIT BANK	45,500,000	0.13	1.10	3/3/22	2/3/23	4,424	34,738	-	39,162
Federal Agencies	3133827H0	FEDERAL HOME LOAN BANK	44,400,000	2.14	1.08	3/7/22	2/6/23	63,344	(31,747)	-	31,597
Federal Agencies	3133ENDQ0	FEDERAL FARM CREDIT BANK	50,000,000	0.16	0.32	11/12/21	2/10/23	6,667	6,828	-	13,494
Federal Agencies	3133EMUH3	FEDERAL FARM CREDIT BANK	65,000,000	0.13	0.16	3/31/21	3/23/23	6,771	1,926	-	8,697
Federal Agencies	3133EMVP4	FEDERAL FARM CREDIT BANK	20,000,000	0.13	0.19	4/13/21	4/13/23	2,083	1,121	-	3,204
Federal Agencies	3133EMVP4	FEDERAL FARM CREDIT BANK	25,000,000	0.13	0.19	4/13/21	4/13/23	2,604	1,401	-	4,006
Federal Agencies	3133EMVP4	FEDERAL FARM CREDIT BANK	50,000,000	0.13	0.19	4/13/21	4/13/23	5,208	2,803	-	8,011
Federal Agencies	3133EMXM9	FEDERAL FARM CREDIT BANK	44,500,000	0.13	0.17	5/5/21	4/27/23	4,635	1,622	-	6,257
Federal Agencies	3133EMYX4	FEDERAL FARM CREDIT BANK	12,500,000	0.13	0.19	5/10/21	5/10/23	1,302	679	-	1,982
Federal Agencies	3133EMYX4	FEDERAL FARM CREDIT BANK	25,000,000	0.13	0.19	5/10/21	5/10/23	2,604	1,359	-	3,963
Federal Agencies	3133EMYX4	FEDERAL FARM CREDIT BANK	75,000,000	0.13	0.19	5/10/21	5/10/23	7,813	4,077	-	11,889
Federal Agencies	3130AMRY0	FEDERAL HOME LOAN BANK	15,000,000	0.13	0.17	6/4/21	6/2/23	1,563	588	-	2,150
Federal Agencies	3133EMF31	FEDERAL FARM CREDIT BANK	100,000,000	0.13	0.16	6/2/21	6/2/23	10,417	2,633	-	13,050

Monthly Investment Earnings

Pooled Fund

Type of Investment	CUSIP	Issuer Name	Par Value	Coupon	YTM ¹	Settle Date	Maturity		Earned Interest	Amort.	Realized	Earned Income
							Date	Date		Expense	Gain/(Loss)	/Net Earnings
Federal Agencies	3133EMH96	FEDERAL FARM CREDIT BANK	50,000,000	0.13	0.26	6/28/21	6/14/23	5,208	5,851	-	-	11,060
Federal Agencies	3133EM3S9	FEDERAL FARM CREDIT BANK	48,067,000	0.20	0.53	12/14/21	6/26/23	8,011	13,355	-	-	21,366
Federal Agencies	3133EM3S9	FEDERAL FARM CREDIT BANK	50,000,000	0.20	0.22	8/26/21	6/26/23	8,333	932	-	-	9,265
Federal Agencies	3133EMS37	FEDERAL FARM CREDIT BANK	50,000,000	0.13	0.20	7/14/21	7/14/23	5,208	3,066	-	-	8,275
Federal Agencies	3133EMS37	FEDERAL FARM CREDIT BANK	50,000,000	0.13	0.22	7/14/21	7/14/23	5,208	3,939	-	-	9,147
Federal Agencies	3133ENEY2	FEDERAL FARM CREDIT BANK	50,000,000	0.45	0.45	11/24/21	7/24/23	18,750	179	-	-	18,929
Federal Agencies	3133EM2E1	FEDERAL FARM CREDIT BANK	50,000,000	0.16	0.19	8/10/21	8/10/23	6,667	1,274	-	-	7,941
Federal Agencies	3137EAHV7	FREDDIE MAC	40,776,000	0.25	0.59	12/6/21	8/24/23	8,495	11,550	-	-	20,045
Federal Agencies	3130AJXD6	FEDERAL HOME LOAN BANK	20,975,000	0.13	0.59	12/14/21	9/8/23	2,185	8,259	-	-	10,444
Federal Agencies	3135G0U43	FANNIE MAE	29,648,000	2.88	0.66	12/9/21	9/12/23	71,032	(55,303)	-	-	15,729
Federal Agencies	3133EM6N7	FEDERAL FARM CREDIT BANK	50,000,000	0.17	0.22	9/27/21	9/27/23	7,083	2,123	-	-	9,207
Federal Agencies	3133ENGF1	FEDERAL FARM CREDIT BANK	25,000,000	0.50	0.57	12/3/21	12/1/23	10,417	1,544	-	-	11,960
Federal Agencies	3133ENGF1	FEDERAL FARM CREDIT BANK	25,000,000	0.50	0.57	12/3/21	12/1/23	10,417	1,544	-	-	11,960
Federal Agencies	3133ENGF1	FEDERAL FARM CREDIT BANK	75,000,000	0.50	0.57	12/3/21	12/1/23	31,250	4,631	-	-	35,881
Federal Agencies	3130A3VC5	FEDERAL HOME LOAN BANK	10,000,000	2.25	0.73	12/10/21	12/8/23	18,750	(12,817)	-	-	5,933
Federal Agencies	3130A3VC5	FEDERAL HOME LOAN BANK	30,000,000	2.25	0.73	12/10/21	12/8/23	56,250	(38,452)	-	-	17,798
Federal Agencies	3133ENHR4	FEDERAL FARM CREDIT BANK	25,000,000	0.68	0.71	12/20/21	12/20/23	14,167	527	-	-	14,693
Federal Agencies	3133ENHR4	FEDERAL FARM CREDIT BANK	25,000,000	0.68	0.70	12/20/21	12/20/23	14,167	510	-	-	14,676
Federal Agencies	3133ENHR4	FEDERAL FARM CREDIT BANK	62,000,000	0.68	0.70	12/20/21	12/20/23	35,133	1,253	-	-	36,387
Federal Agencies	3133ENLF5	FEDERAL FARM CREDIT BANK	11,856,000	0.90	1.44	3/3/22	1/18/24	8,299	4,954	-	-	13,253
Federal Agencies	3133ENLF5	FEDERAL FARM CREDIT BANK	50,000,000	0.90	1.21	2/1/22	1/18/24	37,500	12,946	-	-	50,446
Federal Agencies	3130AFW94	FEDERAL HOME LOAN BANK	39,010,000	2.50	0.62	11/12/21	2/13/24	81,271	(61,729)	-	-	19,542
Federal Agencies	3133ELNE0	FEDERAL FARM CREDIT BANK	20,495,000	1.43	0.85	3/18/20	2/14/24	24,423	(9,891)	-	-	14,533
Federal Agencies	3133EMRZ7	FEDERAL FARM CREDIT BANK	5,000,000	0.25	0.26	2/26/21	2/26/24	1,042	51	-	-	1,093
Federal Agencies	3133EMRZ7	FEDERAL FARM CREDIT BANK	5,000,000	0.25	0.26	2/26/21	2/26/24	1,042	51	-	-	1,093
Federal Agencies	3133EMRZ7	FEDERAL FARM CREDIT BANK	100,000,000	0.25	0.26	2/26/21	2/26/24	20,833	1,019	-	-	21,853
Federal Agencies	3130ARHG9	FEDERAL HOME LOAN BANK	11,000,000	2.13	2.19	3/25/22	2/28/24	3,896	125	-	-	4,020
Federal Agencies	3130ARHG9	FEDERAL HOME LOAN BANK	25,000,000	2.13	2.19	3/25/22	2/28/24	8,854	283	-	-	9,137
Federal Agencies	3133EMTW2	FEDERAL FARM CREDIT BANK	50,000,000	0.30	0.34	3/18/21	3/18/24	12,500	1,711	-	-	14,211
Federal Agencies	3133EMTW2	FEDERAL FARM CREDIT BANK	50,000,000	0.30	0.34	3/18/21	3/18/24	12,500	1,713	-	-	14,213
Federal Agencies	3133EMWV0	FEDERAL FARM CREDIT BANK	16,545,000	0.35	0.34	5/4/21	4/22/24	4,826	(132)	-	-	4,693
Federal Agencies	3133EMWV0	FEDERAL FARM CREDIT BANK	29,424,000	0.35	0.34	5/4/21	4/22/24	8,582	(236)	-	-	8,346
Federal Agencies	3133EMWV0	FEDERAL FARM CREDIT BANK	39,000,000	0.35	0.34	5/4/21	4/22/24	11,375	(312)	-	-	11,063
Federal Agencies	3133EMV25	FEDERAL FARM CREDIT BANK	50,000,000	0.45	0.39	8/6/21	7/23/24	18,750	(2,636)	-	-	16,114
Federal Agencies	3133EM5X6	FEDERAL FARM CREDIT BANK	25,000,000	0.43	0.46	9/23/21	9/23/24	8,958	714	-	-	9,673
Federal Agencies	3133EM5X6	FEDERAL FARM CREDIT BANK	50,000,000	0.43	0.46	9/23/21	9/23/24	17,917	1,428	-	-	19,345
Federal Agencies	3133EM5X6	FEDERAL FARM CREDIT BANK	50,000,000	0.43	0.46	9/23/21	9/23/24	17,917	1,428	-	-	19,345
Federal Agencies	3133ENEJ5	FEDERAL FARM CREDIT BANK	10,000,000	0.88	0.91	11/18/21	11/18/24	7,292	325	-	-	7,617
Federal Agencies	3133ENEJ5	FEDERAL FARM CREDIT BANK	10,000,000	0.88	0.91	11/18/21	11/18/24	7,292	325	-	-	7,617
Federal Agencies	3133ENEJ5	FEDERAL FARM CREDIT BANK	50,000,000	0.88	0.91	11/18/21	11/18/24	36,458	1,626	-	-	38,085
Federal Agencies	3133ELCP7	FEDERAL FARM CREDIT BANK	25,000,000	1.63	1.66	12/3/19	12/3/24	33,854	679	-	-	34,533
Federal Agencies	3133ENGQ7	FEDERAL FARM CREDIT BANK	50,000,000	0.92	0.93	12/9/21	12/9/24	38,333	424	-	-	38,758
Federal Agencies	3133ENGQ7	FEDERAL FARM CREDIT BANK	50,000,000	0.92	0.95	12/9/21	12/9/24	38,333	1,047	-	-	39,380
Federal Agencies	3133ENKS8	FEDERAL FARM CREDIT BANK	20,000,000	1.13	1.20	1/11/22	1/6/25	18,750	1,279	-	-	20,029
Federal Agencies	3133ENKS8	FEDERAL FARM CREDIT BANK	25,000,000	1.13	1.20	1/11/22	1/6/25	23,438	1,598	-	-	25,036
Federal Agencies	3133ENKS8	FEDERAL FARM CREDIT BANK	25,000,000	1.13	1.20	1/11/22	1/6/25	23,438	1,598	-	-	25,036
Federal Agencies	3135G0X24	FANNIE MAE	39,060,000	1.63	0.53	4/21/21	1/7/25	52,894	(35,924)	-	-	16,969
Federal Agencies	3137EAEP0	FREDDIE MAC	5,000,000	1.50	1.52	2/14/20	2/12/25	6,250	65	-	-	6,315

Monthly Investment Earnings

Pooled Fund

Type of Investment	CUSIP	Issuer Name	Par Value	Coupon	YTM ¹	Settle Date	Maturity		Earned Interest	Amort.	Realized	Earned Income
							Date	Expense		Gain/(Loss)	/Net Earnings	
Federal Agencies	3137EAEP0	FREDDIE MAC	5,000,000	1.50	1.52	2/14/20	2/12/25	6,250	65	-	6,315	
Federal Agencies	3137EAEP0	FREDDIE MAC	5,000,000	1.50	1.52	2/14/20	2/12/25	6,250	65	-	6,315	
Federal Agencies	3137EAEP0	FREDDIE MAC	15,000,000	1.50	1.52	2/14/20	2/12/25	18,750	196	-	18,946	
Federal Agencies	3137EAEP0	FREDDIE MAC	50,000,000	1.50	1.52	2/14/20	2/12/25	62,500	654	-	63,154	
Federal Agencies	3137EAEP0	FREDDIE MAC	53,532,000	1.50	0.55	4/21/21	2/12/25	66,915	(42,685)	-	24,230	
Federal Agencies	3133ELQY3	FEDERAL FARM CREDIT BANK	16,000,000	1.21	1.22	3/23/20	3/3/25	16,133	159	-	16,293	
Federal Agencies	3133ELQY3	FEDERAL FARM CREDIT BANK	24,000,000	1.21	1.24	3/23/20	3/3/25	24,200	614	-	24,814	
Federal Agencies	3133EMWT5	FEDERAL FARM CREDIT BANK	50,000,000	0.60	0.61	4/21/21	4/21/25	25,000	562	-	25,562	
Federal Agencies	3135G03U5	FANNIE MAE	37,938,000	0.63	1.08	12/8/21	4/22/25	19,759	14,359	-	34,119	
Federal Agencies	3135G03U5	FANNIE MAE	50,000,000	0.63	0.57	7/12/21	4/22/25	26,042	(2,426)	-	23,616	
Federal Agencies	3135G03U5	FANNIE MAE	50,000,000	0.63	1.08	12/8/21	4/22/25	26,042	19,039	-	45,081	
Federal Agencies	3135G04Z3	FANNIE MAE	4,655,000	0.50	1.11	12/8/21	6/17/25	1,940	2,369	-	4,309	
Federal Agencies	3135G04Z3	FANNIE MAE	10,000,000	0.50	1.11	12/8/21	6/17/25	4,167	5,068	-	9,235	
Federal Agencies	3130AN4A5	FEDERAL HOME LOAN BANK	17,680,000	0.70	0.62	7/12/21	6/30/25	10,313	(1,169)	-	9,145	
Federal Agencies	3135G05X7	FANNIE MAE	25,000,000	0.38	0.66	3/4/21	8/25/25	7,813	5,987	-	13,799	
Federal Agencies	3135G05X7	FANNIE MAE	72,500,000	0.38	0.57	2/25/21	8/25/25	22,656	12,045	-	34,701	
Federal Agencies	3130A8ZQ9	FEDERAL HOME LOAN BANK	10,295,000	1.75	1.03	11/2/21	9/12/25	15,014	(6,163)	-	8,850	
Federal Agencies	3137EAEX3	FREDDIE MAC	22,600,000	0.38	0.68	3/4/21	9/23/25	7,063	5,676	-	12,738	
Federal Agencies	3133ENEG1	FEDERAL FARM CREDIT BANK	39,675,000	1.05	1.08	11/17/21	11/17/25	34,716	1,120	-	35,835	
Federal Agencies	3133ENEG1	FEDERAL FARM CREDIT BANK	55,000,000	1.05	1.09	11/17/21	11/17/25	48,125	1,634	-	49,759	
Federal Agencies	3133ENHM5	FEDERAL FARM CREDIT BANK	45,000,000	1.17	1.20	12/16/21	12/16/25	43,875	974	-	44,849	
Federal Agencies	3133ENHM5	FEDERAL FARM CREDIT BANK	50,000,000	1.17	1.20	12/16/21	12/16/25	48,750	1,082	-	49,832	
Federal Agencies	3133EMZ21	FEDERAL FARM CREDIT BANK	15,500,000	0.69	0.75	8/9/21	4/6/26	8,913	763	-	9,675	
Federal Agencies	3130ANNM8	FEDERAL HOME LOAN BANK	25,000,000	1.05	1.05	8/19/21	7/13/26	21,875	-	-	21,875	
Federal Agencies	3130ANNM8	FEDERAL HOME LOAN BANK	25,000,000	1.05	1.05	8/19/21	7/13/26	21,875	-	-	21,875	
Federal Agencies	3130ANNM8	FEDERAL HOME LOAN BANK	25,000,000	1.05	1.05	8/19/21	7/13/26	21,875	-	-	21,875	
Federal Agencies	3130ANNM8	FEDERAL HOME LOAN BANK	25,000,000	1.05	1.05	8/19/21	7/13/26	21,875	-	-	21,875	
Federal Agencies	3130ANMP2	FEDERAL HOME LOAN BANK	25,000,000	1.07	1.07	8/20/21	7/27/26	22,292	-	-	22,292	
Federal Agencies	3130ANMP2	FEDERAL HOME LOAN BANK	25,000,000	1.07	1.07	8/20/21	7/27/26	22,292	-	-	22,292	
Federal Agencies	3130ANMP2	FEDERAL HOME LOAN BANK	25,000,000	1.07	1.07	8/20/21	7/27/26	22,292	-	-	22,292	
Federal Agencies	3130ANMP2	FEDERAL HOME LOAN BANK	25,000,000	1.07	1.07	8/20/21	7/27/26	22,292	-	-	22,292	
Federal Agencies	3130ANTG5	FEDERAL HOME LOAN BANK	25,000,000	1.05	1.05	9/13/21	8/10/26	21,875	-	-	21,875	
Federal Agencies	3130ANTG5	FEDERAL HOME LOAN BANK	25,000,000	1.05	1.05	9/13/21	8/10/26	21,875	-	-	21,875	
Federal Agencies	3130ANTG5	FEDERAL HOME LOAN BANK	25,000,000	1.05	1.05	9/13/21	8/10/26	21,875	-	-	21,875	
Federal Agencies	3130ANTG5	FEDERAL HOME LOAN BANK	25,000,000	1.05	1.05	9/13/21	8/10/26	21,875	-	-	21,875	
Federal Agencies	3130AP6T7	FEDERAL HOME LOAN BANK	25,000,000	1.08	1.08	10/1/21	9/3/26	22,396	-	-	22,396	
Federal Agencies	3130AP6T7	FEDERAL HOME LOAN BANK	25,000,000	1.08	1.08	10/1/21	9/3/26	22,396	-	-	22,396	
Federal Agencies	3130AP6T7	FEDERAL HOME LOAN BANK	25,000,000	1.08	1.08	10/1/21	9/3/26	22,396	-	-	22,396	
Federal Agencies	3130AP6T7	FEDERAL HOME LOAN BANK	25,000,000	1.08	1.08	10/1/21	9/3/26	22,396	-	-	22,396	
Federal Agencies	3130APPR0	FEDERAL HOME LOAN BANK	25,000,000	1.43	1.43	11/18/21	10/19/26	29,792	-	-	29,792	
Federal Agencies	3130APPR0	FEDERAL HOME LOAN BANK	25,000,000	1.43	1.43	11/18/21	10/19/26	29,792	-	-	29,792	
Federal Agencies	3130APPR0	FEDERAL HOME LOAN BANK	25,000,000	1.43	1.43	11/18/21	10/19/26	29,792	-	-	29,792	
Federal Agencies	3130APPR0	FEDERAL HOME LOAN BANK	25,000,000	1.43	1.43	11/18/21	10/19/26	29,792	-	-	29,792	
Federal Agencies	3130AQ7L1	FEDERAL HOME LOAN BANK	25,000,000	1.61	1.61	12/16/21	11/16/26	33,438	-	-	33,438	
Federal Agencies	3130AQ7L1	FEDERAL HOME LOAN BANK	25,000,000	1.61	1.61	12/16/21	11/16/26	33,438	-	-	33,438	
Federal Agencies	3130AQ7L1	FEDERAL HOME LOAN BANK	25,000,000	1.61	1.61	12/16/21	11/16/26	33,438	-	-	33,438	
Federal Agencies	3130AQ7L1	FEDERAL HOME LOAN BANK	25,000,000	1.61	1.61	12/16/21	11/16/26	33,438	-	-	33,438	
Federal Agencies	3130AQJ95	FEDERAL HOME LOAN BANK	25,000,000	1.65	1.65	1/14/22	12/14/26	34,271	-	-	34,271	

Monthly Investment Earnings

Pooled Fund

Type of Investment	CUSIP	Issuer Name	Par Value	Coupon	YTM ¹	Settle Date	Maturity		Earned Interest	Amort.	Realized	Earned Income
							Date	Expense		Gain/(Loss)	/Net Earnings	
Federal Agencies	3130AQJ95	FEDERAL HOME LOAN BANK	25,000,000	1.65	1.65	1/14/22	12/14/26	34,271	-	-	34,271	
Federal Agencies	3130AQJ95	FEDERAL HOME LOAN BANK	25,000,000	1.65	1.65	1/14/22	12/14/26	34,271	-	-	34,271	
Federal Agencies	3130AQJ95	FEDERAL HOME LOAN BANK	25,000,000	1.65	1.65	1/14/22	12/14/26	34,271	-	-	34,271	
Federal Agencies	3130ARB59	FEDERAL HOME LOAN BANK	25,000,000	2.35	2.35	3/22/22	3/8/27	14,688	-	-	14,688	
Federal Agencies	3130ARB59	FEDERAL HOME LOAN BANK	25,000,000	2.35	2.35	3/22/22	3/8/27	14,688	-	-	14,688	
Federal Agencies	3130ARB59	FEDERAL HOME LOAN BANK	25,000,000	2.35	2.35	3/22/22	3/8/27	14,688	-	-	14,688	
Federal Agencies	3130ARB59	FEDERAL HOME LOAN BANK	25,000,000	2.35	2.35	3/22/22	3/8/27	14,688	-	-	14,688	
Federal Agencies	3133ENRD4	FEDERAL FARM CREDIT BANK	48,573,000	1.68	2.18	3/16/22	3/10/27	34,001	10,031	-	44,032	
Subtotals			\$ 4,746,129,000					\$ 3,414,691	\$ (79,268)	\$ -	\$ 3,335,422	
Public Time Deposits	PPEB3XSW4	BANK OF SAN FRANCISCO	\$ -	0.09	0.09	9/20/21	3/21/22	\$ 500	\$ -	\$ -	\$ 500	
Public Time Deposits	PPEE3CH06	BRIDGE BANK	-	0.09	0.09	9/20/21	3/21/22	494	-	-	494	
Public Time Deposits	PPES5U4Q0	BANK OF SAN FRANCISCO	10,000,000	0.13	0.13	12/6/21	6/6/22	1,119	-	-	1,119	
Public Time Deposits	PPEJ79PT6	BRIDGE BANK	10,000,000	0.15	0.15	12/20/21	6/20/22	1,274	-	-	1,274	
Public Time Deposits	PPE4E8VT6	BANK OF SAN FRANCISCO	10,000,000	0.81	0.81	3/21/22	9/19/22	2,475	-	-	2,475	
Public Time Deposits	PPEEE5T97	BRIDGE BANK	10,000,000	0.81	0.81	3/21/22	9/19/22	2,441	-	-	2,441	
Subtotals			\$ 40,000,000					\$ 8,304	\$ -	\$ -	\$ 8,304	
Negotiable CDs	06367CBZ9	BANK OF MONTREAL CHICAGO	\$ -	0.20	0.20	3/3/21	3/2/22	\$ 565	\$ -	\$ -	\$ 565	
Negotiable CDs	89114W3C7	TORONTO DOMINION BANK NY	-	0.21	0.21	3/4/21	3/4/22	875	-	-	875	
Negotiable CDs	78012UJ30	ROYAL BANK OF CANADA NY	-	0.23	0.23	3/11/21	3/11/22	3,194	-	-	3,194	
Negotiable CDs	89114W4K8	TORONTO DOMINION BANK NY	-	0.23	0.23	3/15/21	3/15/22	4,472	-	-	4,472	
Negotiable CDs	06367CCY1	BANK OF MONTREAL CHICAGO	-	0.26	0.26	3/16/21	3/16/22	5,435	-	-	5,435	
Negotiable CDs	78012UH73	ROYAL BANK OF CANADA NY	-	0.22	0.22	3/11/21	3/16/22	4,583	-	-	4,583	
Negotiable CDs	78012UK46	ROYAL BANK OF CANADA NY	-	0.23	0.23	3/30/21	3/28/22	8,625	-	-	8,625	
Negotiable CDs	89114W5N1	TORONTO DOMINION BANK NY	-	0.22	0.22	3/30/21	3/28/22	8,250	-	-	8,250	
Negotiable CDs	78012UK53	ROYAL BANK OF CANADA NY	50,000,000	0.23	0.23	4/6/21	4/6/22	9,903	-	-	9,903	
Negotiable CDs	89114W6T7	TORONTO DOMINION BANK NY	50,000,000	0.22	0.22	4/13/21	4/11/22	9,472	-	-	9,472	
Negotiable CDs	89114WHS7	TORONTO DOMINION BANK NY	50,000,000	0.16	0.16	10/12/21	4/13/22	6,889	-	-	6,889	
Negotiable CDs	06367CHR1	BANK OF MONTREAL CHICAGO	100,000,000	0.17	0.17	7/6/21	5/9/22	14,639	-	-	14,639	
Negotiable CDs	89114WBD6	TORONTO DOMINION BANK NY	50,000,000	0.21	0.21	5/25/21	5/25/22	9,042	-	-	9,042	
Negotiable CDs	06417MTV7	BANK OF NOVA SCOTIA HOUS	100,000,000	0.30	0.30	12/2/21	6/15/22	25,833	-	-	25,833	
Negotiable CDs	78012UT96	ROYAL BANK OF CANADA NY	100,000,000	0.15	0.15	9/16/21	6/17/22	12,917	-	-	12,917	
Negotiable CDs	06417MTY1	BANK OF NOVA SCOTIA HOUS	100,000,000	0.31	0.31	12/6/21	6/30/22	26,694	-	-	26,694	
Negotiable CDs	78012UX42	ROYAL BANK OF CANADA NY	50,000,000	0.20	0.20	10/29/21	6/30/22	8,611	-	-	8,611	
Negotiable CDs	89114WWMZ5	TORONTO DOMINION BANK NY	50,000,000	0.30	0.30	12/13/21	6/30/22	12,917	-	-	12,917	
Negotiable CDs	89114WQB4	TORONTO DOMINION BANK NY	50,000,000	0.53	0.53	2/1/22	6/30/22	22,819	-	-	22,819	
Negotiable CDs	06367CQB6	BANK OF MONTREAL CHICAGO	50,000,000	0.33	0.33	12/17/21	7/1/22	14,208	-	-	14,208	
Negotiable CDs	89114WJ89	TORONTO DOMINION BANK NY	50,000,000	0.21	0.21	10/19/21	7/1/22	9,042	-	-	9,042	
Negotiable CDs	06417MUM5	BANK OF NOVA SCOTIA HOUS	100,000,000	0.31	0.31	12/13/21	7/6/22	26,694	-	-	26,694	
Negotiable CDs	06367CKG1	BANK OF MONTREAL CHICAGO	50,000,000	0.18	0.18	8/25/21	7/18/22	7,750	-	-	7,750	
Negotiable CDs	06367CKN6	BANK OF MONTREAL CHICAGO	50,000,000	0.18	0.18	8/30/21	7/18/22	7,750	-	-	7,750	
Negotiable CDs	06417MSJ5	BANK OF NOVA SCOTIA HOUS	50,000,000	0.24	0.24	11/2/21	8/1/22	10,333	-	-	10,333	
Negotiable CDs	06367CST5	BANK OF MONTREAL CHICAGO	50,000,000	0.83	0.83	3/2/22	8/29/22	34,583	-	-	34,583	
Negotiable CDs	78012U3T0	ROYAL BANK OF CANADA NY	50,000,000	0.80	0.80	2/28/22	8/29/22	34,444	-	-	34,444	
Negotiable CDs	06367CSP3	BANK OF MONTREAL CHICAGO	50,000,000	0.82	0.82	2/28/22	9/12/22	35,306	-	-	35,306	
Negotiable CDs	78012U3V5	ROYAL BANK OF CANADA NY	50,000,000	0.85	0.85	3/1/22	9/12/22	36,597	-	-	36,597	
Negotiable CDs	78012U4G7	ROYAL BANK OF CANADA NY	50,000,000	1.42	1.42	3/15/22	9/22/22	33,528	-	-	33,528	
Negotiable CDs	78012U4H5	ROYAL BANK OF CANADA NY	50,000,000	1.44	1.44	3/15/22	9/26/22	34,000	-	-	34,000	
Negotiable CDs	78012UW84	ROYAL BANK OF CANADA NY	50,000,000	0.28	0.28	10/26/21	9/26/22	12,056	-	-	12,056	
Negotiable CDs	78012UW68	ROYAL BANK OF CANADA NY	50,000,000	0.30	0.30	10/25/21	10/24/22	12,917	-	-	12,917	
Negotiable CDs	96130ALC0	WESTPAC BANKING CORP NY	50,000,000	0.30	0.30	10/27/21	10/24/22	12,917	-	-	12,917	
Negotiable CDs	78012U2E4	ROYAL BANK OF CANADA NY	50,000,000	0.48	0.48	12/2/21	12/2/22	20,667	-	-	20,667	
Negotiable CDs	89114WWM36	TORONTO DOMINION BANK NY	50,000,000	0.48	0.48	12/2/21	12/2/22	20,667	-	-	20,667	

Monthly Investment Earnings

Pooled Fund

Type of Investment	CUSIP	Issuer Name	Par Value	Coupon	YTM ¹	Settle Date	Maturity		Earned Interest	Amort.	Realized	Earned Income
							Date	Date		Expense	Gain/(Loss)	/Net Earnings
Negotiable CDs	06367CPS0	BANK OF MONTREAL CHICAGO	50,000,000	0.52	0.52	12/8/21	12/7/22	22,389	-	-	22,389	
Negotiable CDs	89114WP58	TORONTO DOMINION BANK NY	60,000,000	0.57	0.57	1/6/22	12/30/22	29,450	-	-	29,450	
Negotiable CDs	06367CSR9	BANK OF MONTREAL CHICAGO	50,000,000	1.18	1.18	3/1/22	1/30/23	50,806	-	-	50,806	
Negotiable CDs	89114WQL2	TORONTO DOMINION BANK NY	50,000,000	0.95	0.95	2/3/22	1/30/23	40,903	-	-	40,903	
Negotiable CDs	06367CSM0	BANK OF MONTREAL CHICAGO	50,000,000	1.35	1.35	2/28/22	2/13/23	58,125	-	-	58,125	
Negotiable CDs	89114WRW7	TORONTO DOMINION BANK NY	50,000,000	1.35	1.35	2/28/22	2/13/23	58,125	-	-	58,125	
Subtotals			\$ 1,960,000,000					\$ 818,991	\$ -	\$ -	\$ 818,991	
Commercial Paper	89233HDT8	TOYOTA MOTOR CREDIT CORP	\$ 25,000,000	0.00	0.17	10/28/21	4/27/22	\$ -	\$ 3,660	\$ -	\$ 3,660	
Commercial Paper	89233HF82	TOYOTA MOTOR CREDIT CORP	50,000,000	0.00	0.20	11/10/21	6/8/22	-	8,611	-	8,611	
Commercial Paper	89233HFE9	TOYOTA MOTOR CREDIT CORP	50,000,000	0.00	0.21	10/25/21	6/14/22	-	9,042	-	9,042	
Commercial Paper	89233HFF6	TOYOTA MOTOR CREDIT CORP	50,000,000	0.00	0.32	12/21/21	6/15/22	-	13,778	-	13,778	
Commercial Paper	89233HFF6	TOYOTA MOTOR CREDIT CORP	50,000,000	0.00	0.30	1/4/22	6/15/22	-	12,917	-	12,917	
Commercial Paper	89233HFN9	TOYOTA MOTOR CREDIT CORP	50,000,000	0.00	0.27	12/6/21	6/22/22	-	11,625	-	11,625	
Commercial Paper	89233HFQ2	TOYOTA MOTOR CREDIT CORP	60,000,000	0.00	0.31	12/16/21	6/24/22	-	16,017	-	16,017	
Commercial Paper	89233HFW9	TOYOTA MOTOR CREDIT CORP	50,000,000	0.00	0.19	10/19/21	6/30/22	-	8,181	-	8,181	
Commercial Paper	89233HFW9	TOYOTA MOTOR CREDIT CORP	50,000,000	0.00	0.24	11/1/21	6/30/22	-	10,333	-	10,333	
Commercial Paper	62479MG15	MUFG BANK LTD NY	50,000,000	0.00	0.65	2/23/22	7/1/22	-	27,986	-	27,986	
Commercial Paper	89233HG16	TOYOTA MOTOR CREDIT CORP	50,000,000	0.00	0.24	11/19/21	7/1/22	-	10,333	-	10,333	
Commercial Paper	62479MGL1	MUFG BANK LTD NY	50,000,000	0.00	0.67	2/28/22	7/20/22	-	28,847	-	28,847	
Commercial Paper	62479MGN7	MUFG BANK LTD NY	50,000,000	0.00	0.70	3/1/22	7/22/22	-	30,139	-	30,139	
Commercial Paper	89233HH15	TOYOTA MOTOR CREDIT CORP	50,000,000	0.00	0.25	11/4/21	8/1/22	-	10,764	-	10,764	
Commercial Paper	62479MH30	MUFG BANK LTD NY	50,000,000	0.00	1.21	3/28/22	8/3/22	-	6,667	-	6,667	
Subtotals			\$ 735,000,000					\$ -	\$ 208,899	\$ -	\$ 208,899	
Money Market Funds	09248U718	BLACKROCK LIQ INST GOV FUND	\$ 13,547,795	0.10	0.10	3/31/22	4/1/22	\$ 1,202	\$ -	\$ -	\$ 1,202	
Money Market Funds	262006208	DREYFUS GOVERN CASH MGMT-I	227,764,205	0.09	0.09	3/31/22	4/1/22	21,735	-	-	21,735	
Money Market Funds	31607A703	FIDELITY INST GOV FUND	14,349,165	0.08	0.08	3/31/22	4/1/22	972	-	-	972	
Money Market Funds	608919718	FEDERATED GOVERNMENT OBL-PRM	11,100,196	0.09	0.09	3/31/22	4/1/22	879	-	-	879	
Money Market Funds	61747C707	MORGAN STANLEY INST GOVT FUND	328,439,731	0.15	0.15	3/31/22	4/1/22	33,519	-	-	33,519	
Money Market Funds	85749T517	STATE ST INST US GOV MM-OPP	300,040,472	0.11	0.11	3/31/22	4/1/22	28,881	-	-	28,881	
Subtotals			\$ 895,241,565					\$ 87,189	\$ -	\$ -	\$ 87,189	
Supranationals	459058ES8	INTL BK RECON & DEVELOP	\$ 64,387,000	1.88	0.33	12/16/21	10/7/22	\$ 100,658	\$ (84,103)	\$ -	\$ 16,556	
Supranationals	459058JV6	INTL BK RECON & DEVELOP	100,000,000	0.13	0.26	4/20/21	4/20/23	10,500	8,790	-	19,290	
Supranationals	4581X0CC0	INTER-AMERICAN DEVEL BK	25,756,000	3.00	0.65	12/15/21	10/4/23	64,390	(50,964)	-	13,426	
Supranationals	45906M3B5	INTL BK RECON & DEVELOP	100,000,000	1.98	1.98	3/23/22	6/14/24	44,000	-	-	44,000	
Supranationals	459056HV2	INTL BK RECON & DEVELOP	50,000,000	1.50	0.79	11/2/21	8/28/24	62,500	(29,623)	-	32,877	
Supranationals	4581X0DZ8	INTER-AMERICAN DEVEL BK	50,000,000	0.50	0.78	11/4/21	9/23/24	20,833	11,897	-	32,730	
Supranationals	45950VQG4	INTL FINANCE CORP	10,000,000	0.44	0.72	10/22/21	9/23/24	3,667	2,362	-	6,029	
Supranationals	4581X0CM8	INTER-AMERICAN DEVEL BK	100,000,000	2.13	0.58	4/26/21	1/15/25	177,083	(129,379)	-	47,704	
Supranationals	459058JB0	INTL BK RECON & DEVELOP	40,000,000	0.63	0.56	7/23/21	4/22/25	20,867	(1,947)	-	18,919	
Supranationals	4581X0DN5	INTER-AMERICAN DEVEL BK	28,900,000	0.63	0.99	11/1/21	7/15/25	15,052	8,734	-	23,786	
Supranationals	45818WDG8	INTER-AMERICAN DEVEL BK	19,500,000	0.82	0.75	8/25/21	2/27/26	13,325	(1,071)	-	12,254	
Subtotals			\$ 588,543,000					\$ 532,875	\$ (265,304)	\$ -	\$ 267,571	
Grand Totals			\$ 13,964,913,565					\$ 7,990,468	\$ (971,755)	\$ -	\$ 7,018,713	

¹ Yield to maturity is calculated at purchase

Investment Transactions

Pooled Fund

For month ended March 31, 2022

Transaction	Settle Date	Maturity	Type of Investment	Issuer Name	CUSIP	Par Value	Coupon	YTM	Price	Interest	Transaction
Purchase	3/1/22	1/30/23	Negotiable CDs	BANK OF MONTREAL CHICAGO	06367CSR9	\$ 50,000,000	1.18	1.18	\$ 100.00	\$ -	\$ 50,000,000
Purchase	3/1/22	4/1/22	Money Market Funds	MORGAN STANLEY INST GOVT	61747C707	80,000,000	0.03	0.03	100.00	-	80,000,000
Purchase	3/1/22	6/28/22	U.S. Treasuries	TREASURY BILL	912796W39	25,000,000	0.00	0.48	99.84	-	24,960,333
Purchase	3/1/22	7/22/22	Commercial Paper	MUFG BANK LTD NY	62479MGN7	50,000,000	0.00	0.70	99.72	-	49,860,972
Purchase	3/1/22	9/12/22	Negotiable CDs	ROYAL BANK OF CANADA NY	78012U3V5	50,000,000	0.85	0.85	100.00	-	50,000,000
Purchase	3/2/22	3/3/22	Federal Agencies	FED HOME LN DISCOUNT NT	313385TU0	25,000,000	0.00	0.03	100.00	-	24,999,979
Purchase	3/2/22	4/1/22	Money Market Funds	MORGAN STANLEY INST GOVT	61747C707	87,000,000	0.15	0.15	100.00	-	87,000,000
Purchase	3/2/22	8/29/22	Negotiable CDs	BANK OF MONTREAL CHICAGO	06367CST5	50,000,000	0.83	0.83	100.00	-	50,000,000
Purchase	3/3/22	1/18/24	Federal Agencies	FEDERAL FARM CREDIT BANK	3133ENLF5	11,856,000	0.90	1.44	99.01	13,338	11,752,153
Purchase	3/3/22	2/3/23	Federal Agencies	FEDERAL FARM CREDIT BANK	3133EMPH9	45,500,000	0.13	1.10	99.11	4,740	45,101,055
Purchase	3/3/22	2/15/23	U.S. Treasuries	US TREASURY	912828Z86	50,000,000	1.38	1.02	100.33	30,387	50,196,402
Purchase	3/4/22	4/1/22	Money Market Funds	MORGAN STANLEY INST GOVT	61747C707	35,000,000	0.15	0.15	100.00	-	35,000,000
Purchase	3/7/22	2/6/23	Federal Agencies	FEDERAL HOME LOAN BANK	3133827H0	44,400,000	2.14	1.08	100.96	81,819	44,908,503
Purchase	3/8/22	3/15/24	U.S. Treasuries	US TREASURY	91282CBR1	50,000,000	0.25	1.55	97.42	60,083	48,769,067
Purchase	3/9/22	4/1/22	Money Market Funds	MORGAN STANLEY INST GOVT	61747C707	16,000,000	0.15	0.15	100.00	-	16,000,000
Purchase	3/11/22	4/1/22	Money Market Funds	DREYFUS GOVERN CASH MGMT	262006208	30,000,000	0.09	0.09	100.00	-	30,000,000
Purchase	3/11/22	4/1/22	Money Market Funds	MORGAN STANLEY INST GOVT	61747C707	180,000,000	0.15	0.15	100.00	-	180,000,000
Purchase	3/15/22	9/22/22	Negotiable CDs	ROYAL BANK OF CANADA NY	78012U4G7	50,000,000	1.42	1.42	100.00	-	50,000,000
Purchase	3/15/22	9/26/22	Negotiable CDs	ROYAL BANK OF CANADA NY	78012U4H5	50,000,000	1.44	1.44	100.00	-	50,000,000
Purchase	3/16/22	3/10/27	Federal Agencies	FEDERAL FARM CREDIT BANK	3133ENRD4	48,573,000	1.68	2.18	97.65	13,600	47,445,621
Purchase	3/16/22	4/1/22	Money Market Funds	MORGAN STANLEY INST GOVT	61747C707	25,000,000	0.15	0.15	100.00	-	25,000,000
Purchase	3/18/22	4/1/22	Money Market Funds	MORGAN STANLEY INST GOVT	61747C707	20,000,000	0.15	0.15	100.00	-	20,000,000
Purchase	3/21/22	3/22/22	U.S. Treasuries	TREASURY BILL	912796S91	50,000,000	0.00	0.17	100.00	-	49,999,764
Purchase	3/21/22	4/1/22	Money Market Funds	DREYFUS GOVERN CASH MGMT	262006208	20,000,000	0.09	0.09	100.00	-	20,000,000
Purchase	3/21/22	9/19/22	Public Time Deposits	BANK OF SAN FRANCISCO	PPE4E8VT6	10,000,000	0.81	0.81	100.00	-	10,000,000
Purchase	3/21/22	9/19/22	Public Time Deposits	BRIDGE BANK	PPEEE5T97	10,000,000	0.81	0.81	100.00	-	10,000,000
Purchase	3/22/22	3/8/27	Federal Agencies	FEDERAL HOME LOAN BANK	3130ARB59	25,000,000	2.35	2.35	100.00	-	25,000,000
Purchase	3/22/22	3/8/27	Federal Agencies	FEDERAL HOME LOAN BANK	3130ARB59	25,000,000	2.35	2.35	100.00	-	25,000,000
Purchase	3/22/22	3/8/27	Federal Agencies	FEDERAL HOME LOAN BANK	3130ARB59	25,000,000	2.35	2.35	100.00	-	25,000,000
Purchase	3/22/22	3/8/27	Federal Agencies	FEDERAL HOME LOAN BANK	3130ARB59	25,000,000	2.35	2.35	100.00	-	25,000,000
Purchase	3/23/22	6/14/24	Supranationals	INTL BK RECON & DEVELOP	45906M3B5	100,000,000	1.98	1.98	100.00	-	100,000,000
Purchase	3/24/22	4/1/22	Money Market Funds	MORGAN STANLEY INST GOVT	61747C707	75,000,000	0.15	0.15	100.00	-	75,000,000
Purchase	3/25/22	2/28/24	Federal Agencies	FEDERAL HOME LOAN BANK	3130ARHG9	11,000,000	2.13	2.19	99.89	-	10,987,460
Purchase	3/25/22	2/28/24	Federal Agencies	FEDERAL HOME LOAN BANK	3130ARHG9	25,000,000	2.13	2.19	99.89	-	24,971,500
Purchase	3/25/22	4/1/22	Money Market Funds	MORGAN STANLEY INST GOVT	61747C707	150,000,000	0.15	0.15	100.00	-	150,000,000
Purchase	3/28/22	3/29/22	U.S. Treasuries	TREASURY BILL	912796T25	50,000,000	0.00	0.24	100.00	-	49,999,667
Purchase	3/28/22	8/3/22	Commercial Paper	MUFG BANK LTD NY	62479MH30	50,000,000	0.00	1.21	99.57	-	49,786,667
Purchase	3/29/22	9/22/22	U.S. Treasuries	TREASURY BILL	912796U56	50,000,000	0.00	0.98	99.52	-	49,759,821
Purchase	3/29/22	11/30/26	U.S. Treasuries	US TREASURY	91282CDK4	50,000,000	1.25	2.59	94.16	204,327	47,282,452
Purchase	3/29/22	12/31/26	U.S. Treasuries	US TREASURY	91282CDQ1	50,000,000	1.25	2.55	94.21	151,934	47,259,356
Purchase	3/31/22	4/1/22	Money Market Funds	BLACKROCK LIQ INST GOV F	09248U718	1,202	0.10	0.10	100.00	-	1,202
Purchase	3/31/22	4/1/22	Money Market Funds	DREYFUS GOVERN CASH MGMT	262006208	21,735	0.09	0.09	100.00	-	21,735
Purchase	3/31/22	4/1/22	Money Market Funds	FIDELITY INST GOV FUND	31607A703	972	0.08	0.08	100.00	-	972
Purchase	3/31/22	4/1/22	Money Market Funds	FEDERATED GOVERNMENT OBL	608919718	879	0.09	0.09	100.00	-	879
Purchase	3/31/22	4/1/22	Money Market Funds	MORGAN STANLEY INST GOVT	61747C707	33,519	0.15	0.15	100.00	-	33,519
Purchase	3/31/22	4/1/22	Money Market Funds	STATE ST INST US GOV MM-	85749T517	28,881	0.11	0.11	100.00	-	28,881
Purchase	3/31/22	9/29/22	U.S. Treasuries	TREASURY BILL	912796U64	50,000,000	0.00	1.06	99.47	-	49,734,584
Subtotals						\$1,924,416,189	0.68	0.91	\$ 99.53	\$ 560,228	\$1,915,862,544

Investment Transactions

Pooled Fund

Transaction	Settle Date	Maturity	Type of Investment	Issuer Name	CUSIP	Par Value	Coupon	YTM	Price	Interest	Transaction
Sale	3/1/22	4/1/22	Money Market Funds	DREYFUS GOVERN CASH MGMT	262006208	\$ 165,000,000	0.03	0.03	\$ 100.00	\$ -	\$ 165,000,000
Sale	3/3/22	4/1/22	Money Market Funds	MORGAN STANLEY INST GOVT	61747C707	66,000,000	0.15	0.15	100.00	-	66,000,000
Sale	3/7/22	4/1/22	Money Market Funds	MORGAN STANLEY INST GOVT	61747C707	54,000,000	0.15	0.15	100.00	-	54,000,000
Sale	3/8/22	4/1/22	Money Market Funds	DREYFUS GOVERN CASH MGMT	262006208	88,000,000	0.09	0.09	100.00	-	88,000,000
Sale	3/15/22	4/1/22	Money Market Funds	MORGAN STANLEY INST GOVT	61747C707	50,000,000	0.15	0.15	100.00	-	50,000,000
Sale	3/21/22	4/1/22	Money Market Funds	MORGAN STANLEY INST GOVT	61747C707	40,000,000	0.15	0.15	100.00	-	40,000,000
Sale	3/22/22	4/1/22	Money Market Funds	MORGAN STANLEY INST GOVT	61747C707	6,000,000	0.15	0.15	100.00	-	6,000,000
Sale	3/23/22	4/1/22	Money Market Funds	DREYFUS GOVERN CASH MGMT	262006208	73,000,000	0.09	0.09	100.00	-	73,000,000
Sale	3/28/22	4/1/22	Money Market Funds	MORGAN STANLEY INST GOVT	61747C707	26,000,000	0.15	0.15	100.00	-	26,000,000
Sale	3/29/22	4/1/22	Money Market Funds	MORGAN STANLEY INST GOVT	61747C707	73,000,000	0.15	0.15	100.00	-	73,000,000
Sale	3/31/22	4/1/22	Money Market Funds	MORGAN STANLEY INST GOVT	61747C707	37,000,000	0.15	0.15	100.00	-	37,000,000
Subtotals						\$ 678,000,000	0.11	0.11	\$ 100.00	\$ -	\$ 678,000,000
Maturity	3/1/22	3/1/22	Federal Agencies	FEDERAL FARM CREDIT BANK	3133EKBV7	\$ 10,000,000	2.55	2.56	100.00	\$ 127,500	\$ 10,127,500
Maturity	3/2/22	3/2/22	Negotiable CDs	BANK OF MONTREAL CHICAGO	06367CBZ9	100,000,000	0.20	0.20	100.00	50,813	100,050,813
Maturity	3/3/22	3/3/22	Federal Agencies	FED HOME LN DISCOUNT NT	313385TU0	25,000,000	0.00	0.03	100.00	-	25,000,000
Maturity	3/4/22	3/4/22	Negotiable CDs	TORONTO DOMINION BANK NY	89114W3C7	50,000,000	0.21	0.21	100.00	106,458	50,106,458
Maturity	3/11/22	3/11/22	Federal Agencies	FEDERAL HOME LOAN BANK	313378WG2	17,780,000	2.50	2.36	100.00	222,250	18,002,250
Maturity	3/11/22	3/11/22	Federal Agencies	FEDERAL HOME LOAN BANK	313378WG2	40,000,000	2.50	2.36	100.00	500,000	40,500,000
Maturity	3/11/22	3/11/22	Negotiable CDs	ROYAL BANK OF CANADA NY	78012UJ30	50,000,000	0.23	0.23	100.00	116,597	50,116,597
Maturity	3/14/22	3/14/22	Federal Agencies	FEDERAL FARM CREDIT BANK	3133EKDC7	26,145,000	2.47	2.36	100.00	322,891	26,467,891
Maturity	3/14/22	3/14/22	Federal Agencies	FEDERAL FARM CREDIT BANK	3133EKDC7	45,500,000	2.47	2.36	100.00	561,925	46,061,925
Maturity	3/15/22	3/15/22	Negotiable CDs	TORONTO DOMINION BANK NY	89114W4K8	50,000,000	0.23	0.23	100.00	116,597	50,116,597
Maturity	3/16/22	3/16/22	Negotiable CDs	BANK OF MONTREAL CHICAGO	06367CCY1	50,000,000	0.26	0.26	100.00	32,610	50,032,610
Maturity	3/16/22	3/16/22	Negotiable CDs	ROYAL BANK OF CANADA NY	78012UH73	50,000,000	0.22	0.22	100.00	113,056	50,113,056
Maturity	3/21/22	3/21/22	Public Time Deposits	BANK OF SAN FRANCISCO	PPEB3XSW4	10,000,000	0.09	0.09	100.00	4,550	10,004,550
Maturity	3/21/22	3/21/22	Public Time Deposits	BRIDGE BANK	PPEE3CH06	10,000,000	0.09	0.09	100.00	4,489	10,004,489
Maturity	3/22/22	3/22/22	U.S. Treasuries	TREASURY BILL	912796S91	50,000,000	0.00	0.17	100.00	-	50,000,000
Maturity	3/24/22	3/24/22	U.S. Treasuries	TREASURY BILL	912796F38	50,000,000	0.00	0.06	100.00	-	50,000,000
Maturity	3/25/22	3/25/22	Federal Agencies	FEDERAL FARM CREDIT BANK	3133ELUQ5	25,000,000	0.70	0.70	100.00	87,500	25,087,500
Maturity	3/25/22	3/25/22	Federal Agencies	FEDERAL FARM CREDIT BANK	3133ELUQ5	25,000,000	0.70	0.71	100.00	87,500	25,087,500
Maturity	3/25/22	3/25/22	Federal Agencies	FEDERAL FARM CREDIT BANK	3133ELUQ5	25,000,000	0.70	0.71	100.00	87,500	25,087,500
Maturity	3/25/22	3/25/22	Federal Agencies	FEDERAL FARM CREDIT BANK	3133ELUQ5	25,000,000	0.70	0.73	100.00	87,500	25,087,500
Maturity	3/28/22	3/28/22	Negotiable CDs	ROYAL BANK OF CANADA NY	78012UK46	50,000,000	0.23	0.23	100.00	115,958	50,115,958
Maturity	3/28/22	3/28/22	Negotiable CDs	TORONTO DOMINION BANK NY	89114W5N1	50,000,000	0.22	0.22	100.00	110,917	50,110,917
Maturity	3/29/22	3/29/22	U.S. Treasuries	TREASURY BILL	912796T25	50,000,000	0.00	0.24	100.00	-	50,000,000
Maturity	3/31/22	3/31/22	U.S. Treasuries	US TREASURY	912828ZG8	50,000,000	0.38	0.07	100.00	93,750	50,093,750
Subtotals						\$ 934,425,000	0.58	0.57	\$ -	\$ 2,950,360	\$ 937,375,360
Interest	3/3/22	3/3/25	Federal Agencies	FEDERAL FARM CREDIT BANK	3133ELQY3	\$ 16,000,000	1.21	1.22	0.00	0.00	\$ 96,800
Interest	3/3/22	3/3/25	Federal Agencies	FEDERAL FARM CREDIT BANK	3133ELQY3	24,000,000	1.21	1.24	0.00	0.00	145,200
Interest	3/3/22	9/3/26	Federal Agencies	FEDERAL HOME LOAN BANK	3130AP6T7	25,000,000	1.08	1.08	0.00	0.00	113,472
Interest	3/3/22	9/3/26	Federal Agencies	FEDERAL HOME LOAN BANK	3130AP6T7	25,000,000	1.08	1.08	0.00	0.00	113,472
Interest	3/3/22	9/3/26	Federal Agencies	FEDERAL HOME LOAN BANK	3130AP6T7	25,000,000	1.08	1.08	0.00	0.00	113,472
Interest	3/3/22	9/3/26	Federal Agencies	FEDERAL HOME LOAN BANK	3130AP6T7	25,000,000	1.08	1.08	0.00	0.00	113,472
Interest	3/8/22	9/8/23	Federal Agencies	FEDERAL HOME LOAN BANK	3130AJXD6	20,975,000	0.13	0.59	0.00	0.00	13,109
Interest	3/12/22	9/12/23	Federal Agencies	FANNIE MAE	3135G0U43	29,648,000	2.88	0.66	0.00	0.00	426,190
Interest	3/12/22	9/12/25	Federal Agencies	FEDERAL HOME LOAN BANK	3130A8ZQ9	10,295,000	1.75	1.03	0.00	0.00	90,081
Interest	3/13/22	8/10/26	Federal Agencies	FEDERAL HOME LOAN BANK	3130ANTG5	25,000,000	1.05	1.05	0.00	0.00	131,250
Interest	3/13/22	8/10/26	Federal Agencies	FEDERAL HOME LOAN BANK	3130ANTG5	25,000,000	1.05	1.05	0.00	0.00	131,250

Investment Transactions Pooled Fund

Transaction	Settle Date	Maturity	Type of Investment	Issuer Name	CUSIP	Par Value	Coupon	YTM	Price	Interest	Transaction
Interest	3/13/22	8/10/26	Federal Agencies	FEDERAL HOME LOAN BANK	3130ANTG5	25,000,000	1.05	1.05	0.00	0.00	131,250
Interest	3/13/22	8/10/26	Federal Agencies	FEDERAL HOME LOAN BANK	3130ANTG5	25,000,000	1.05	1.05	0.00	0.00	131,250
Interest	3/15/22	3/15/23	U.S. Treasuries	US TREASURY	91282ZD5	50,000,000	0.50	0.16	0.00	0.00	125,000
Interest	3/15/22	3/15/24	U.S. Treasuries	US TREASURY	91282CBR1	50,000,000	0.25	1.55	0.00	0.00	62,500
Interest	3/15/22	9/15/23	U.S. Treasuries	US TREASURY	91282CAK7	50,000,000	0.13	0.23	0.00	0.00	31,250
Interest	3/18/22	3/18/24	Federal Agencies	FEDERAL FARM CREDIT BANK	3133EMTW2	50,000,000	0.30	0.34	0.00	0.00	75,000
Interest	3/18/22	3/18/24	Federal Agencies	FEDERAL FARM CREDIT BANK	3133EMTW2	50,000,000	0.30	0.34	0.00	0.00	75,000
Interest	3/20/22	9/20/22	Federal Agencies	FEDERAL FARM CREDIT BANK	3133EHZP1	25,000,000	1.85	0.69	0.00	0.00	231,250
Interest	3/23/22	3/23/23	Federal Agencies	FEDERAL FARM CREDIT BANK	3133EMUH3	65,000,000	0.13	0.16	0.00	0.00	40,625
Interest	3/23/22	9/23/24	Federal Agencies	FEDERAL FARM CREDIT BANK	3133EM5X6	25,000,000	0.43	0.46	0.00	0.00	53,750
Interest	3/23/22	9/23/24	Federal Agencies	FEDERAL FARM CREDIT BANK	3133EM5X6	50,000,000	0.43	0.46	0.00	0.00	107,500
Interest	3/23/22	9/23/24	Federal Agencies	FEDERAL FARM CREDIT BANK	3133EM5X6	50,000,000	0.43	0.46	0.00	0.00	107,500
Interest	3/23/22	9/23/24	Supranationals	INTER-AMERICAN DEVEL BK	4581X0DZ8	50,000,000	0.50	0.78	0.00	0.00	125,000
Interest	3/23/22	9/23/24	Supranationals	INTL FINANCE CORP	45950VQG4	10,000,000	0.44	0.72	0.00	0.00	22,000
Interest	3/23/22	9/23/25	Federal Agencies	FREDDIE MAC	3137EAEX3	22,600,000	0.38	0.68	0.00	0.00	42,375
Interest	3/27/22	9/27/23	Federal Agencies	FEDERAL FARM CREDIT BANK	3133EM6N7	50,000,000	0.17	0.22	0.00	0.00	42,500
Interest	3/31/22	3/31/23	U.S. Treasuries	US TREASURY	91282CBU4	50,000,000	0.13	0.15	0.00	0.00	31,250
Interest	3/31/22	3/31/25	U.S. Treasuries	US TREASURY	91282ZF0	50,000,000	0.50	0.61	0.00	0.00	125,000
Interest	3/31/22	3/31/25	U.S. Treasuries	US TREASURY	91282ZF0	50,000,000	0.50	0.58	0.00	0.00	125,000
Interest	3/31/22	4/1/22	Money Market Funds	BLACKROCK LIQ INST GOV F	09248U718	13,547,795	0.10	0.10	0.00	0.00	1,202
Interest	3/31/22	4/1/22	Money Market Funds	DREYFUS GOVERN CASH MGMT	262006208	227,764,205	0.09	0.09	0.00	0.00	21,735
Interest	3/31/22	4/1/22	Money Market Funds	FIDELITY INST GOV FUND	31607A703	14,349,165	0.08	0.08	0.00	0.00	972
Interest	3/31/22	4/1/22	Money Market Funds	FEDERATED GOVERNMENT OBL	608919718	11,100,196	0.09	0.09	0.00	0.00	879
Interest	3/31/22	4/1/22	Money Market Funds	MORGAN STANLEY INST GOVT	61747C707	328,439,731	0.15	0.15	0.00	0.00	33,519
Interest	3/31/22	4/1/22	Money Market Funds	STATE ST INST US GOV MM-	85749T517	300,040,472	0.11	0.11	0.00	0.00	28,881
Interest	3/31/22	9/30/25	U.S. Treasuries	US TREASURY	91282CAM3	50,000,000	0.25	0.66	0.00	0.00	62,500
Interest	3/31/22	9/30/25	U.S. Treasuries	US TREASURY	91282CAM3	50,000,000	0.25	0.60	0.00	0.00	62,500
Interest	3/31/22	9/30/26	U.S. Treasuries	US TREASURY	91282CCZ2	50,000,000	0.88	1.00	0.00	0.00	218,750
Interest	3/31/22	9/30/26	U.S. Treasuries	US TREASURY	91282CCZ2	50,000,000	0.88	1.01	0.00	0.00	218,750
Interest	3/31/22	9/30/26	U.S. Treasuries	US TREASURY	91282CCZ2	50,000,000	0.88	1.16	0.00	0.00	218,750
Subtotals						\$2,193,759,565	0.42	0.45	\$ -	\$ -	\$ 4,041,208

Grand Totals	47	Purchases									
	(11)	Sales									
	(24)	Maturities / Calls									
	12	Change in number of positions									