



BART's Recovery Plan Update — INFORMATION*

San Francisco County Transportation Authority

July 28, 2021



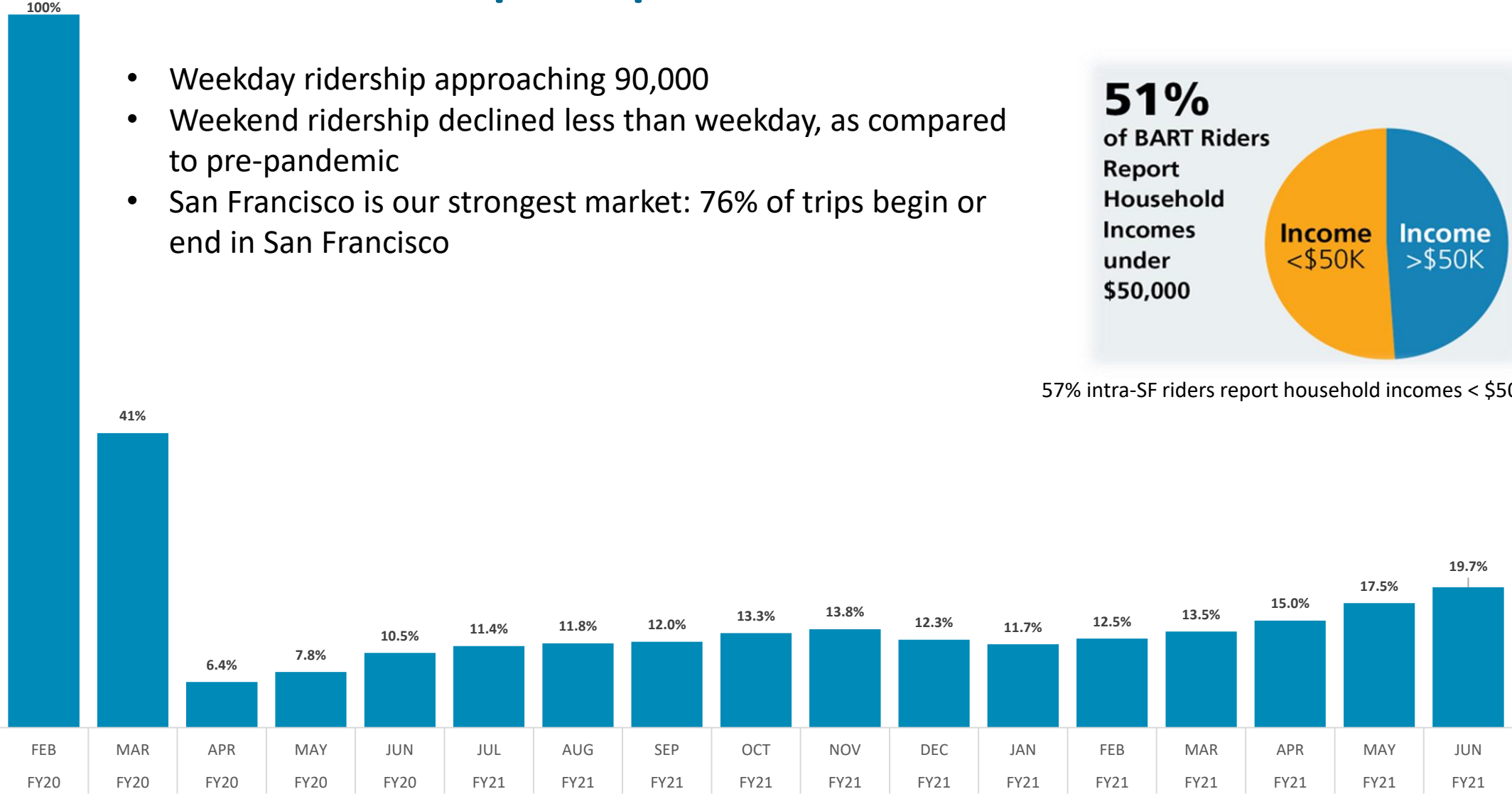
Pandemic: Ridership Impacts

- Weekday ridership approaching 90,000
- Weekend ridership declined less than weekday, as compared to pre-pandemic
- San Francisco is our strongest market: 76% of trips begin or end in San Francisco

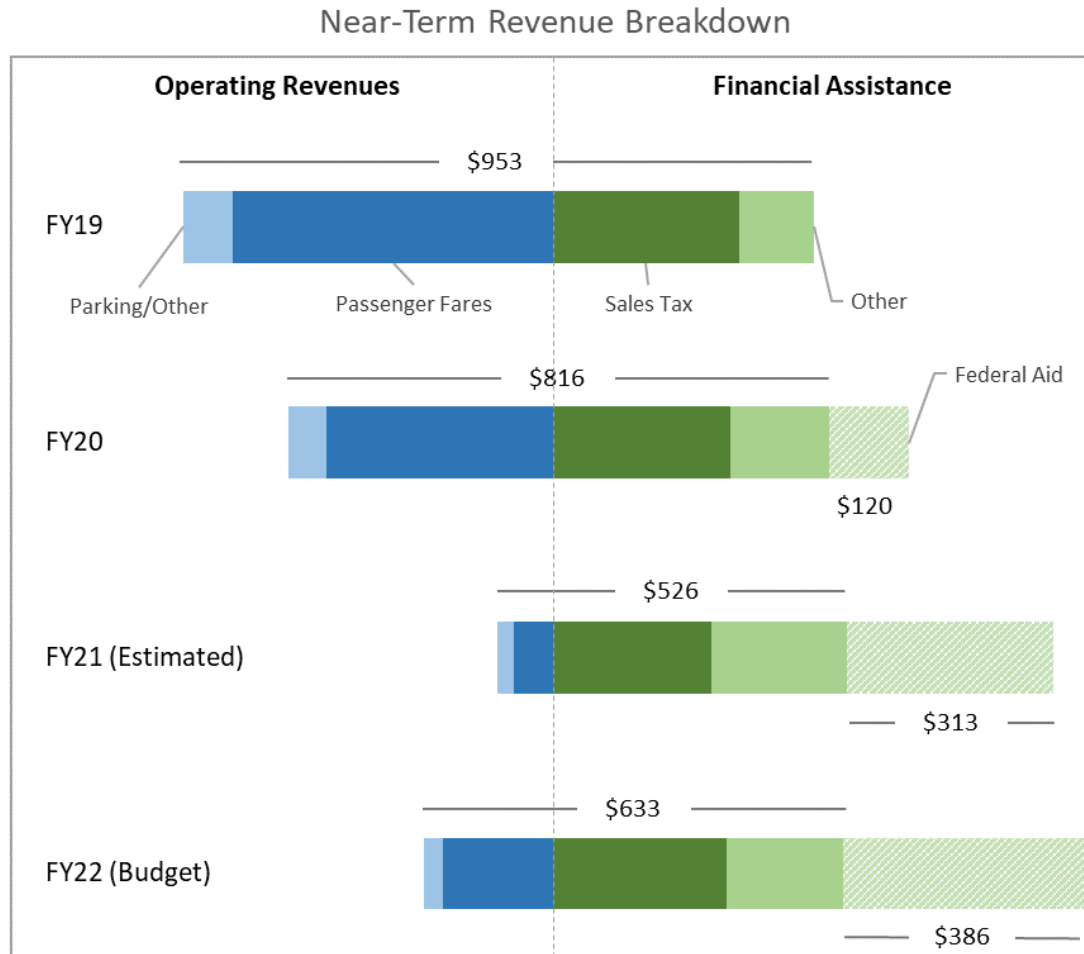
51%
of BART Riders
Report
Household
Incomes
under
\$50,000



57% intra-SF riders report household incomes < \$50,000

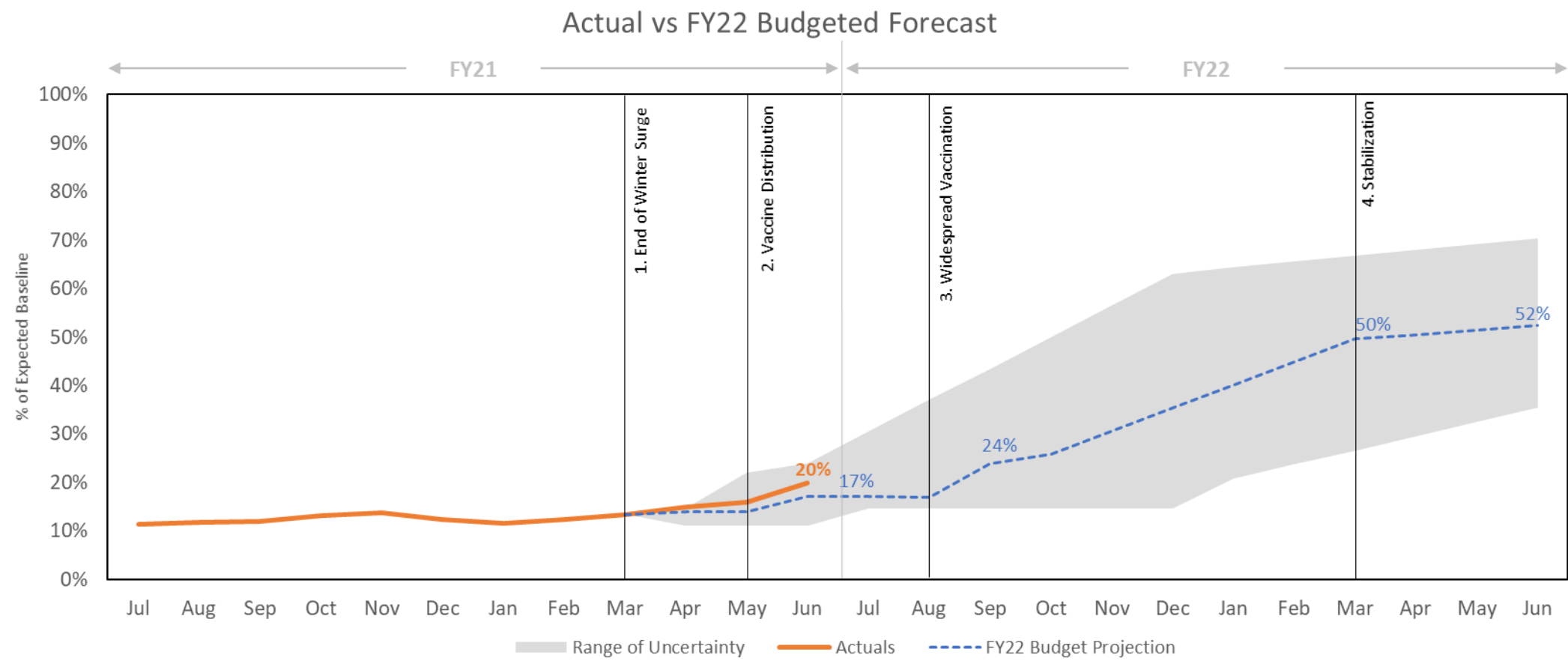


Pandemic: Revenue Impacts



- BART has a near-term fiscal crisis driven by the collapse of ridership
 - Pre-pandemic – 67% of operating revenue from fare and parking revenue
- More than \$1 billion revenue loss projected through FY22
 - Ridership expected to increase, but BART is preparing for a long recovery
- Federal assistance enables BART to maintain service


Pandemic: Ridership Outlook



Pandemic: Accelerated System Re-Investment



34.5kv Cable Replacement/Upgrade &
Traction Power Substations



Daly City Track Replacement

- 24 single tracking
Sundays eliminated
- Fewer weekend closures
needed
- Delivering on Measure
RR with cost savings
- Accelerated systemwide
rail grinding and traction
power improvements



Welcome Back Plan


- Jul. 15: limited late-night service after 9pm on Thursday, Friday, and Saturday
 - 4 trains departing from Embarcadero or Civic Center at 11:30pm
 - Serving 8 stations: 4 in San Francisco and 4 in East Bay
- Aug. 2: Longer hours, return to near pre-pandemic service levels
 - Midnight closure Monday to Saturday (Sunday will close at 9pm)
 - 15-min. frequencies on all lines from 5am to 8pm. 30-min. frequencies from 8pm to midnight
 - 5 route service on Saturdays with additional trips
 - Cleaner trains and stations
 - More safety staff on trains – Ambassadors and Crisis Intervention Specialists
- ***Sep. 1 – 30: 50% off all Clipper fares***



Welcoming Back Riders: Health Measures



Mask Mandate Through
Mid-Sept.



Hospital Grade
MERV 14 Filters



Longer Trains



Occupancy Data

Welcoming Back Riders: What's New



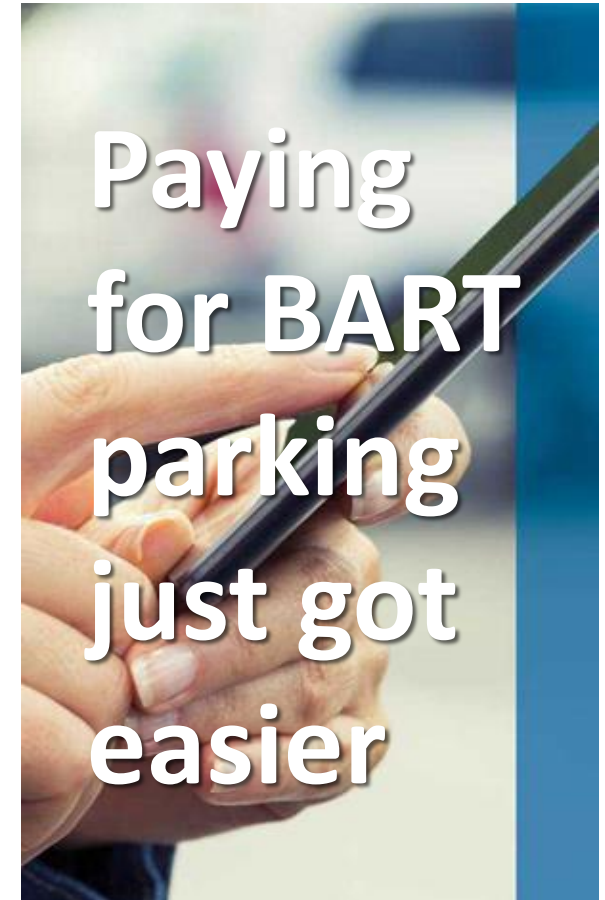
Service to Milpitas & Berryessa



More new trains in service with more cleaning staff




Mobile Payment & Clipper START



Parking App

Welcoming Back Riders: Progressive Policing



Doubled the Ambassador Program +
New Crisis Intervention Specialists

**You Can Now Text
BART Police**

**Text
(510) 200-0992**


- Available 24/7
- Include station name or train car number
- Save the number in your contacts

**We Still Offer the
BART Watch App**

For Non-emergencies Only.
For emergencies dial 911 or call BART Police at (510) 464-7000



Text, BART Watch App or Call
510.464.7000



Call Box on Trains

Welcoming Back Riders: Addressing Homelessness



Welcoming Back Riders: Regional Transit Coordination



- Regular coordination meetings with GMs and staff
- Service planning & schedule coordination
- Improving connections
- Fare integration study
- Governance and network management discussions
- “All Aboard Bay Area” Return to Transit Marketing Campaign

FY22 Capital Budget



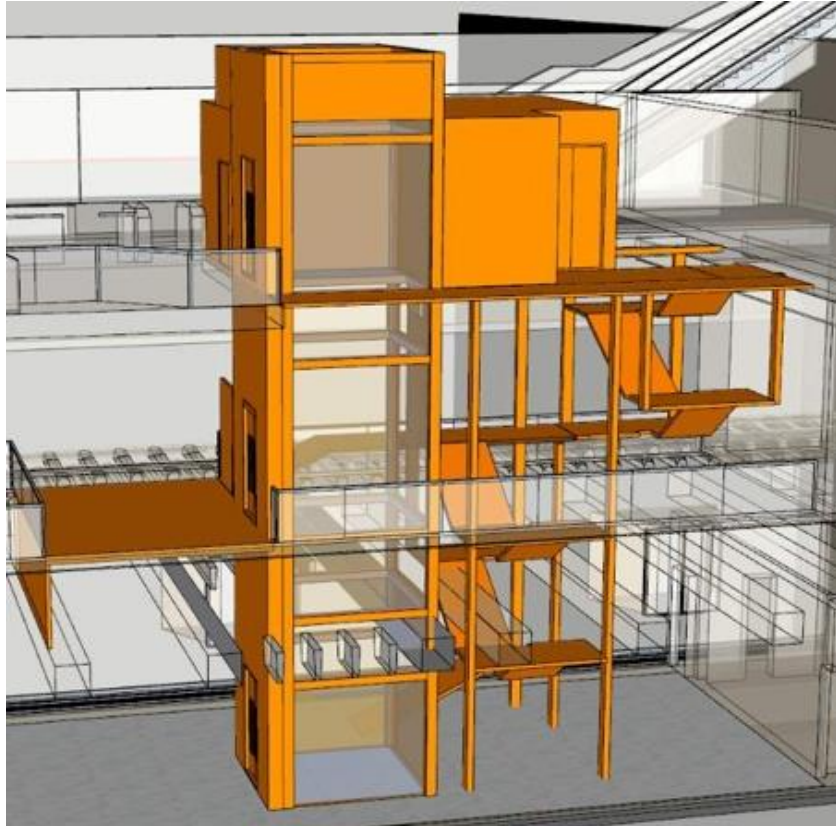
Fleet of the Future



Montgomery St. Station
Accessible Fare Gate

- \$1.4 billion with 256 active projects Districtwide
- Priorities
 - Fleet of the Future Rail Cars
 - Core Capacity Program
 - Next Generation Fare Gate Program
 - Fleet of the Future Maintenance Facility
 - 34.5kV Cable Replacement

San Francisco Capital Investments



Embarcadero Station Platform Elevator
Capacity & Redundancy



Powell Street Station Canopy

- Key San Francisco projects in progress:
 - Canopy Installation
 - Escalator Replacement
 - Traction Power Substations
 - 34.5Kv Cable Replacement
 - Powell Street Modernization
 - Next Generation Faregates
 - Balboa Park Upper Yard Plaza (in design)
 - Embarcadero Station Platform Elevator (in design)

BART's Transit-Oriented Development Program Goals



- Implement Plan Bay Area & support community goals
- Sustainably increase BART ridership
- Offset greenhouse gas emissions
- Address regional housing crisis & jobs-housing imbalance:
 - By 2040, build 20,000 homes
 - 35% affordable housing
 - 4.5 million square feet of job-generating space, mostly in East Bay
 - 250 acres, 27 stations, 22 jurisdictions



Balboa Park Upper Yard Housing & BART Plaza Projects



- SF MOHCD – Balboa Park Upper Yard Project
 - 131 Multifamily Rental Units; 100% Affordable
 - Goal of 40% units to existing area residents
 - 39 units for Sunnydale/HopeSF public housing residents
 - Family Wellness Community Resource Ctr & other community-serving commercial space
- BART Transit Plaza
 - Two community gathering spaces
 - Better access to BART station, passenger loading area and Muni stops
 - Looped passenger loading area via San Jose Ave. to improve pedestrian safety
 - New lighting and security cameras

