



RESOLUTION ALLOCATING \$945,258 IN PROP K SALES TAX FUNDS AND \$2,020,000 IN PROP AA VEHICLE REGISTRATION FEE FUNDS FOR FOUR REQUESTS, WITH CONDITIONS

WHEREAS, The Transportation Authority received four requests for a total of \$945,258 in Prop K local transportation sales tax funds and \$2,020,000 in Prop AA vehicle registration fee funds, as summarized in Attachments 1 and 2 and detailed in the enclosed allocation request forms; and

WHEREAS, The requests seek funds from the following Prop K Expenditure Plan categories: Guideways, Traffic Calming, Bicycle Circulation/Safety; and from the Street Repair and Reconstruction category of the Prop AA Expenditure Plan; and

WHEREAS, As required by the voter-approved Expenditure Plans, the Transportation Authority Board has adopted a Prop K or Prop AA 5-Year Prioritization Program (5YPP) for each of the aforementioned Expenditure Plan programmatic categories; and

WHEREAS, Four of the five requests are consistent with the relevant strategic plans and/or 5YPPs for their respective categories; and

WHEREAS, San Francisco Public Works' request for Buchanan Mall Bulbouts - Golden Gate and Turk [NTIP Capital] project requires an amendment to the Traffic Calming 5YPP, as summarized in Attachment 2 and detailed in the enclosed allocation request form; and

WHEREAS, After reviewing the requests, Transportation Authority staff recommended allocating a total of \$945,258 in Prop K local transportation sales tax funds and \$2,020,000 in Prop AA funds, with conditions, for four projects, as described in Attachment 3 and detailed in the enclosed allocation request forms, which include staff recommendations for Prop K and Prop AA allocation amounts, required deliverables, timely use of funds requirements, special conditions, and Fiscal Year Cash Flow Distribution Schedules; and

WHEREAS, There are sufficient funds in the Capital Expenditures line item of the Transportation Authority's approved Fiscal Year 2020/21 budget to cover the proposed actions; and

WHEREAS, At its February 24, 2019 meeting, the Citizens Advisory Committee was briefed on the subject request and unanimously adopted a motion of support for the staff



recommendation; now therefore, be it

RESOLVED, That the Transportation Authority hereby amends the Prop K Traffic Calming 5YPP, as detailed in the enclosed allocation request forms; and be it further

RESOLVED, That the Transportation Authority hereby allocates \$945,258 in Prop K funds and \$2,020,000 in Prop AA funds, with conditions, as summarized in Attachment 3 and detailed in the enclosed allocation request forms; and be it further

RESOLVED, That the Transportation Authority finds the allocation of these funds to be in conformance with the priorities, policies, funding levels, and prioritization methodologies established in the Prop K and Prop AA Expenditure Plans, the Prop K Strategic Plan, the Prop AA Strategic Plan, and the relevant 5YPPs; and be it further

RESOLVED, That the Transportation Authority hereby authorizes the actual expenditure (cash reimbursement) of funds for these activities to take place subject to the Fiscal Year Cash Flow Distribution Schedules detailed in the enclosed allocation request forms; and be it further

RESOLVED, That the Capital Expenditures line item for subsequent fiscal year annual budgets shall reflect the maximum reimbursement schedule amounts adopted and the Transportation Authority does not guarantee reimbursement levels higher than those adopted; and be it further

RESOLVED, That as a condition of this authorization for expenditure, the Executive Director shall impose such terms and conditions as are necessary for the project sponsors to comply with applicable law and adopted Transportation Authority policies and execute Standard Grant Agreements to that effect; and be it further

RESOLVED, That as a condition of this authorization for expenditure, the project sponsors shall provide the Transportation Authority with any other information it may request regarding the use of the funds hereby authorized; and be it further

RESOLVED, That the Capital Improvement Program of the Congestion Management Program, the Prop AA Strategic Plan and the relevant 5YPPs are hereby amended, as appropriate.



Attachments:

1. Summary of Requests Received
2. Brief Project Descriptions
3. Staff Recommendations
4. Prop K and Prop AA Allocation Summaries - FY 2020/21

Enclosure:

1. Prop K/Prop AA Allocation Request Forms (4)



**San Francisco
County Transportation
Authority**

BD030921


RESOLUTION NO. 21-36

The foregoing Resolution was approved and adopted by the San Francisco County Transportation Authority at a regularly scheduled meeting thereof, this 23rd day of March, 2021, by the following votes:

Ayes: Commissioners Chan, Haney, Mandelman, Mar, Melgar, Peskin, Preston, Ronen, Safai, Stefani, and Walton (11)

Nays: (0)


Absent: (0)

 _____ 4/5/21

Rafael Mandelman
Chair

Date

ATTEST:

 _____ 4/5/21

Tilly Chang
Executive Director

Date

Attachment 1: Summary of Requests Received

Source	EP Line No./ Category ¹	Project Sponsor ²	Project Name	Current Prop K Request	Current Prop AA Request	Total Cost for Requested Phase(s)	Leveraging		Phase(s) Requested	District(s)
							Expected Leveraging by EP Line ³	Actual Leveraging by Project Phase(s) ⁴		
Prop K	22P	PCJPB	Guadalupe River Bridge Replacement and Extension ⁵	\$ 227,500		\$ 11,600,000	78%	84%	Design	6, 10
Prop K	38	SFPW	Buchanan Mall Bulbouts - Golden Gate and Turk [NTIP Capital]	\$ 676,000		\$ 676,000	39%	0%	Construction	5
Prop K	39	SFMTA	Bike to Work Day 2021	\$ 41,758		\$ 41,758	28%	0%	Construction	Citywide
Prop AA	Street	SFPW	Richmond Residential Streets Pavement Renovation		\$ 2,020,000	\$ 2,914,336	NA	31%	Construction	1
TOTAL				\$ 945,258	\$ 2,020,000	\$ 15,232,094	61%	70%		

Footnotes

¹ "EP Line No./Category" is either the Prop K Expenditure Plan line number referenced in the 2019 Prop K Strategic Plan or the Prop AA Expenditure Plan category referenced in the 2017 Prop AA Strategic Plan, including: Street Repair and Reconstruction (Street), Pedestrian Safety (Ped), and Transit Reliability and Mobility Improvements (Transit) or the Traffic Congestion Mitigation Tax (TNC Tax) category referenced in the Program Guidelines.

² Acronyms: PCJPB (Caltrain); SFMTA (San Francisco Municipal Transportation Agency); SFPW (San Francisco Public Works)

³ "Expected Leveraging By EP Line" is calculated by dividing the total non-Prop K funds expected to be available for a given Prop K Expenditure Plan line item (e.g. Pedestrian Circulation and Safety) by the total expected funding for that Prop K Expenditure Plan line item over the 30-year Expenditure Plan period. For example, expected leveraging of 90% indicates that on average non-Prop K funds should cover 90% of the total costs for all projects in that category, and Prop K should cover only 10%.

⁴ "Actual Leveraging by Project Phase" is calculated by dividing the total non-Prop K or non-Prop AA funds in the funding plan by the total cost for the requested phase or phases. If the percentage in the "Actual Leveraging" column is lower than in the "Expected Leveraging" column, the request (indicated by yellow highlighting) is leveraging fewer non-Prop K dollars than assumed in the Expenditure Plan. A project that is well leveraged overall may have lower-than-expected leveraging for an individual or partial phase.

⁵ Prop K funds help to offset the City and County of San Francisco's local match contribution to Caltrain's capital budget. In order to comply with Prop K Expenditure Plan category eligibility and maintain consistency with available funds, PCJPB has allowed San Francisco's 1/3 share to be distributed unevenly across individual projects as long as the total contribution is \$6 million for FY 2020/21 for each of the three PCJPB entities. Overall, Prop K funds meet the Expenditure Plan leveraging expectations, but may not do so on an individual allocation request basis.

Attachment 2: Brief Project Descriptions ¹

EP Line No./ Category	Project Sponsor	Project Name	Prop K Funds Requested	Prop AA Funds Requested	Project Description
22P	PCJPB	Guadalupe River Bridge Replacement and Extension	\$ 227,500	\$ -	Replace the Guadalupe River Bridge in San Jose, California, which has reached the end of its useful life. Bridge replacement is necessary to avoid speed restrictions and weight limits both for Caltrain and freight operations.
38	SFPW	Buchanan Mall Bulbouts - Golden Gate and Turk [NTIP Capital]	\$ 676,000	\$ -	Construction of pedestrian safety improvements at the intersections of Buchanan Street and Golden Gate Avenue and Buchanan Street and Turk Street. This project will enhance community connections to recreational spaces as recommended through the NTIP-funded District 5 Western Addition Community Based Transportation Plan. Improvements include sidewalk widening, new bulbouts with ADA curb ramps, and utility and drainage relocation. SFPW expects the project to be open for use by March 2022.
39	SFMTA	Bike to Work Day 2021	\$ 41,758	\$ -	Bike to Work Day (BTWD), also called "Bike to Wherever Day" out of respect to the many San Francisco residents currently out-of-work or working from home, is an annual event promoting cycling as a viable commuting option. This year BTWD will be held on May 21, 2021. Prop K funds will cover the sponsorship costs for BTWD through a contract between SFMTA and the San Francisco Bicycle Coalition (SFBC). This request will fund event promotion and event-day services such as energizer stations with educational materials and activities, as well as SFMTA contract management and oversight. If the COVID situation worsens, and energizer stations on May 21 are not deemed safe, SFBC will instead distribute promotional materials at the curbs of bike shops or cafes in each supervisorial district, as was done in September 2020.
Street	SFPW	Richmond Residential Streets Pavement Renovation	\$ -	\$ 2,020,000	Street resurfacing of 18 blocks of residential streets throughout the Richmond. The project scope includes demolition, pavement renovation of 18 blocks, new sidewalk construction, curb ramp construction and retrofit, traffic control, and all related and incidental work within project limits. The average Pavement Condition Index score within the project limits is in the 50's. Streets with a PCI between 50 and 69 are considered "at-risk" and are quickly deteriorating and would require larger scale repair work if left untreated. Please see pages 35 and 42 of the enclosure for project location list and map. SFPW expects all locations to be open for use by September 2022.
TOTAL			\$945,258	\$2,020,000	

¹ See Attachment 1 for footnotes.

Attachment 3: Staff Recommendations ¹

EP Line No./ Category	Project Sponsor	Project Name	Prop K Funds Recommended	Prop AA Funds Recommended	Recommendations
22P	PCJPB	Guadalupe River Bridge Replacement and Extension	\$ 227,500	\$ -	
38	SFPW	Buchanan Mall Bulbouts - Golden Gate and Turk [NTIP Capital]	\$ 676,000	\$ -	5-Year Prioritization Program (5YPP) Amendment: SFPW requests an amendment to the Traffic Calming 5YPP to program \$451,000 from the NTIP Placeholder and \$225,000 from the Advancing Equity Through Safer Streets Program placeholder to the subject project. SFMTA concurs with this proposed amendment.
39	SFMTA	Bike to Work Day 2021	\$ 41,758	\$ -	Special Condition: Funds are conditioned upon SFBC locating one or more energizer station(s) per district.
Street	SFPW	Richmond Residential Streets Pavement Renovation	\$ -	\$ 2,020,000	
TOTAL			\$ 945,258	\$ 2,020,000	

¹ See Attachment 1 for footnotes.

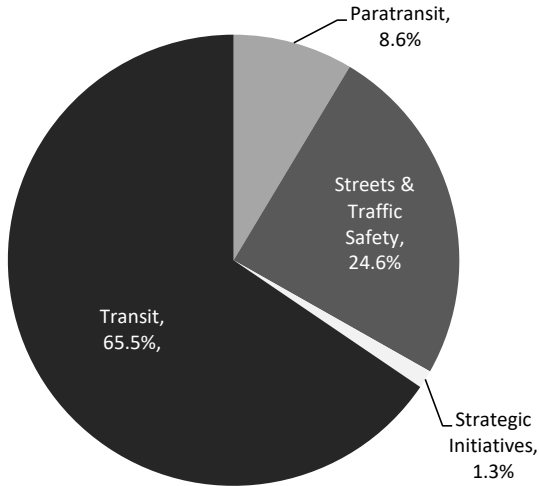
**Attachment 4.
Prop K Allocation Summary - FY2020/21**

PROP K SALES TAX

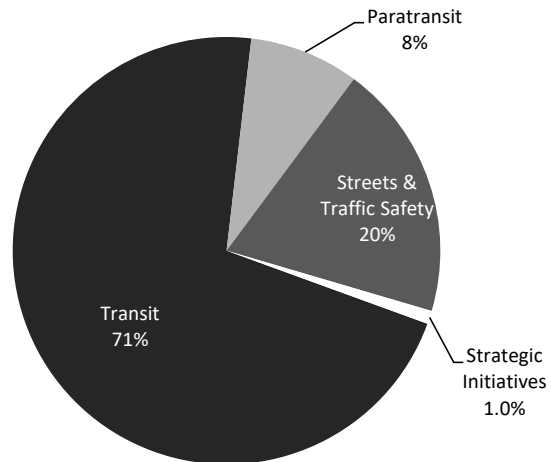
FY2020/21	Total	FY 2020/21	FY 2021/22	FY 2022/23	FY 2023/24	FY 2024/25	FY 2025/26
Prior Allocations	\$ 75,224,477	\$ 19,765,002	\$ 28,463,165	\$ 20,219,635	\$ 6,360,718	\$ 415,957	\$ -
Current Request(s)	\$ 945,258	\$ 122,800	\$ 612,458	\$ 210,000	\$ -	\$ -	\$ -
New Total Allocations	\$ 76,169,735	\$ 19,887,802	\$ 29,075,623	\$ 20,429,635	\$ 6,360,718	\$ 415,957	\$ -

the current recommended allocation(s).

**Investment Commitments,
per Prop K Expenditure Plan**



Prop K Investments To Date

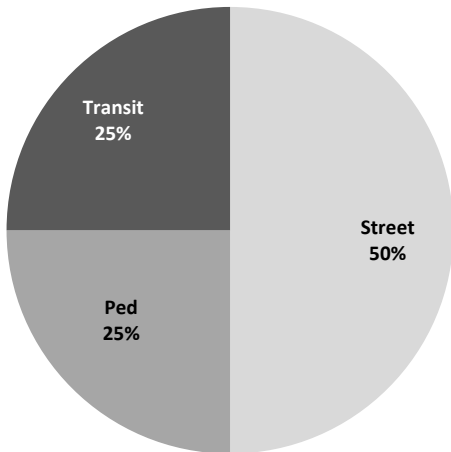


PROP AA VEHICLE REGISTRATION FEE

FY2020/21	Total	FY 2020/21	FY 2021/22	FY 2022/23	FY 2023/24	FY 2024/25
Prior Allocations	\$ 5,320,434	\$ 2,799,901	\$ 2,520,534	\$ -	\$ -	\$ -
Current Request(s)	\$ 2,020,000	\$ -	\$ 1,212,000	\$ 808,000	\$ -	\$ -
New Total Allocations	\$ 7,340,434	\$ 2,799,901	\$ 3,732,534	\$ 808,000	\$ -	\$ -

recommended allocation(s).

**Investment Commitments, per Prop AA
Expenditure Plan**



Prop AA Investments To Date

