

**Prop K/AA Allocation Request Forms  
 March 2021 Board Action  
 Table of Contents**

<b>No.</b>	<b>Fund Source</b>	<b>Project Sponsor<sup>1</sup></b>	<b>Expenditure Plan Line Item/ Category Description</b>	<b>Project Name</b>	<b>Phase</b>	<b>Funds Requested</b>	<b>Page No.</b>
1	Prop K	PCJPB	Guideways - Caltrain	Guadalupe River Bridge Replacement and Extension	Design	\$ 227,500	1
2	Prop K	SFPW	Traffic Calming	Buchanan Mall Bulbouts - Golden Gate and Turk [NTIP Capital]	Construction	\$ 676,000	11
3	Prop K	SFMTA	Bicycle Circulation/ Safety	Bike to Work Day 2021	Construction	\$ 41,758	27
4	Prop AA	SFPW	Street Repair and Reconstruction	Richmond Residential Streets Pavement Renovation	Construction	\$ 2,020,000	35
<b>Total Requested</b>						<b>\$ 2,965,258</b>	

<sup>1</sup> Acronyms: PCJPB (Caltrain); SFMTA (San Francisco Municipal Transportation Agency); SFPW (San Francisco Public Works)

[ this page intentionally left blank ]

# San Francisco County Transportation Authority

## Prop K/Prop AA Allocation Request Form

<b>FY of Allocation Action:</b>	FY2020/21
<b>Project Name:</b>	Guadalupe River Bridge Replacement and Extension
<b>Grant Recipient:</b>	Peninsula Corridor Joint Powers Board (Caltrain)

### EXPENDITURE PLAN INFORMATION

<b>Prop K EP categories:</b>	Guideways - PCJPB
<b>Current Prop K Request:</b>	\$227,500

### REQUEST

#### **Brief Project Description**

Design phase of project to replace the Guadalupe River Bridge, which has reached the end of its useful life. Bridge replacement is necessary to avoid speed restrictions and weight limits for Caltrain and freight operations.

#### **Detailed Scope, Project Benefits and Community Outreach**

The Guadalupe Bridge has reached the end of its useful life and is in need of replacement to avoid slow orders and weight limits for Caltrain and freight operations. The project will involve:

- Prepare preliminary and final design
- Prepare environmental documents
- Demolition of the old bridge and construction of the new bridge
- Environmental mitigation

This project requires coordination with the US Army Corps of Engineers (USACE) and the Santa Clara Valley Water District (SCVWD) regarding their flood control project, where two new railroad bridges (MT1 and MT2) over a new secondary flood plain adjacent to the existing Guadalupe River Bridges will be constructed in the future after MT1 Bridge replacement.

As this project has developed, the delivery schedule has been delayed and the costs have increased. In terms of the project schedule, there is significant coordination required with both the SCVWD and Army USACE. Originally, the SCVWD and the USACE were going to construct their project along with the bridge replacement project, but their schedule has since changed, and these projects will not occur concurrently (as of now). Additional circumstances that have delayed bridge design include:

- 1) Significant erosion that compromised the bridge abutments
- 2) Bank failures that required emergency measures
- 3) A fire under the bridge that required emergency measures
- 4) Environmental compliance requirements that impact construction sequencing

Thus, the bridge replacement project schedule was revised to account for these changes.

In terms of the cost estimate (submitted in 2019), was based on similar projects and the current bidding environment, which is seeing continually escalating costs. As with most capital projects, the cost estimate is refined as the project progresses through design. With a project that will involve significant coordination with other entities as well as significant constraints related to environmental factors, the cost estimate has been revised upward to account for the potential risks that have been identified. For both the project schedule and the cost estimate, further refinements will be developed as the project progresses through the design and environmental phases.

#### **Project Location**

Guadalupe River in San Jose (Caltrain Corridor)

#### **Project Phase(s)**

Design Engineering (PS&E)

# E7-2

## 5YPP/STRATEGIC PLAN INFORMATION

<b>Type of Project in the Prop K 5YPP/Prop AA Strategic Plan?</b>	Project Drawn from Placeholder
<b>Is requested amount greater than the amount programmed in the relevant 5YPP or Strategic Plan?</b>	Less than or Equal to Programmed Amount
<b>Prop K 5YPP Amount:</b>	\$3,650,000

# San Francisco County Transportation Authority

## Prop K/Prop AA Allocation Request Form

<b>FY of Allocation Action:</b>	FY2020/21
<b>Project Name:</b>	Guadalupe River Bridge Replacement and Extension
<b>Grant Recipient:</b>	Peninsula Corridor Joint Powers Board (Caltrain)

### ENVIRONMENTAL CLEARANCE

<b>Environmental Type:</b>	Categorically Exempt
----------------------------	----------------------

### PROJECT DELIVERY MILESTONES

Phase	Start		End	
	Quarter	Calendar Year	Quarter	Calendar Year
Planning/Conceptual Engineering (PLAN)				
Environmental Studies (PA&ED)				
Right of Way	Jul-Aug-Sep	2020	Jan-Feb-Mar	2021
Design Engineering (PS&E)	Jul-Aug-Sep	2017	Oct-Nov-Dec	2021
Advertise Construction	Jan-Feb-Mar	2021		
Start Construction (e.g. Award Contract)	Jul-Aug-Sep	2021		
Operations (OP)				
Open for Use			Oct-Nov-Dec	2023
Project Completion (means last eligible expenditure)			Apr-May-Jun	2024

### SCHEDULE DETAILS

A full outreach plan will be developed that includes a plan for targeted outreach to riders, community members and key stakeholders. At this phase of the project, the outreach will be focused on briefing key stakeholders about the purpose and need for the project.

**E7-4**

## San Francisco County Transportation Authority Prop K/Prop AA Allocation Request Form

<b>FY of Allocation Action:</b>	FY2020/21
<b>Project Name:</b>	Guadalupe River Bridge Replacement and Extension
<b>Grant Recipient:</b>	Peninsula Corridor Joint Powers Board (Caltrain)

### FUNDING PLAN - FOR CURRENT REQUEST

Fund Source	Planned	Programmed	Allocated	Project Total
PROP K: Guideways - PCJPB	\$0	\$227,500	\$1,600,000	\$1,827,500
FTA 5337	\$0	\$880,000	\$8,200,000	\$9,080,000
VTA MEMBER FUNDS	\$0	\$192,500	\$0	\$192,500
VTA MEMBERS	\$0	\$0	\$500,000	\$500,000
<b>Phases in Current Request Total:</b>	<b>\$0</b>	<b>\$1,300,000</b>	<b>\$10,300,000</b>	<b>\$11,600,000</b>

### FUNDING PLAN - ENTIRE PROJECT (ALL PHASES)

Fund Source	Planned	Programmed	Allocated	Project Total
PROP K	\$0	\$227,500	\$1,600,000	\$1,827,500
VTA MEMBERS	\$0	\$0	\$500,000	\$500,000
VTA MEMBER FUNDS	\$0	\$192,500	\$0	\$192,500
FUTURE FUNDS	\$28,100,000	\$0	\$0	\$28,100,000
FTA 5337	\$0	\$880,000	\$8,200,000	\$9,080,000
<b>Funding Plan for Entire Project Total:</b>	<b>\$28,100,000</b>	<b>\$1,300,000</b>	<b>\$10,300,000</b>	<b>\$39,700,000</b>

## COST SUMMARY

Phase	Total Cost	Prop K - Current Request	Source of Cost Estimate
Planning/Conceptual Engineering (PLAN)	\$2,200,000	\$0	FY 2021 Capital Budget
Environmental Studies (PA&ED)	\$0	\$0	
Right of Way	\$1,400,000	\$0	FY 2021 Capital Budget
Design Engineering (PS&E)	\$11,600,000	\$227,500	FY 2021 Capital Budget
Construction (CON)	\$24,500,000	\$0	PM Estimate
Operations (OP)	\$0	\$0	
<b>Total:</b>	\$39,700,000	\$227,500	

<b>% Complete of Design:</b>	35.0%
<b>As of Date:</b>	10/01/2020
<b>Expected Useful Life:</b>	100 Years

**PROJECT:**

## Guadalupe River Bridge Replacement

Project Cost	Project Phase	Original Estimate	Revised Estimate
	Planning/CD/Env		\$2,200,000
	PE/Env/PSE		\$11,600,000
	ROW Acq/Utilities Relo.		\$1,400,000
	Procurement		
	Construction		\$24,500,000
	Closeout		
	<b>TOTAL</b>	<b>\$0</b>	<b>\$39,700,000</b>

Milestones	Project Phase	Expected Start	Expected Finish
	Planning/Conceptual Design		
	PE/Env/PSE	08/21/17	12/31/21
	ROW Acquisition/Utilities Relo.	07/01/20	01/01/21
	Bid and Award	01/01/21	08/31/21
	Procurement		
	Construction	08/01/21	12/31/23
	Closeout	01/01/24	06/30/24

Cost Summary	FY 2021	Prior Year	Future Budget	Total Request
	\$2,100,000	\$10,300,000	\$27,300,000	\$39,700,000

FY21 Funding Plan	Funding Source	Proposed
	Federal	\$1,680,000
	State	\$0
	Local Match JPB Member:	\$420,000
	<i>San Francisco</i>	\$227,500
	<i>San Mateo</i>	\$0
	<i>Santa Clara</i>	\$192,500
	Regional/Other	\$0
	<b>TOTAL</b>	<b>\$2,100,000</b>



# San Francisco County Transportation Authority

## Prop K/Prop AA Allocation Request Form

<b>FY of Allocation Action:</b>	FY2020/21
<b>Project Name:</b>	Guadalupe River Bridge Replacement and Extension
<b>Grant Recipient:</b>	Peninsula Corridor Joint Powers Board (Caltrain)

### SFCTA RECOMMENDATION

Resolution Number:		Resolution Date:	
Total Prop K Requested:	\$227,500	Total Prop AA Requested:	\$0
Total Prop K Recommended:	\$227,500	Total Prop AA Recommended:	\$0

SGA Project Number:	122-xx4	Name:	Guadalupe River Bridge Replacement and Extension
Sponsor:	Peninsula Corridor Joint Powers Board (Caltrain)	Expiration Date:	06/30/2022
Phase:	Design Engineering	Fundshare:	10.83

#### Cash Flow Distribution Schedule by Fiscal Year

Fund Source	FY 2020/21	FY 2021/22	FY 2022/23	FY 2023/24	FY 2024/25	Total
PROP K EP-122P	\$0	\$17,500	\$210,000	\$0	\$0	\$227,500

#### Deliverables

1. Upon completion, provide evidence of completion of design (e.g. copy of certifications page).

Metric	Prop K	Prop AA
<b>Actual Leveraging - Current Request</b>	84.25%	No Prop AA
<b>Actual Leveraging - This Project</b>	95.4%	No Prop AA

**E7-8**

# San Francisco County Transportation Authority Prop K/Prop AA Allocation Request Form

<b>FY of Allocation Action:</b>	FY2020/21
<b>Project Name:</b>	Guadalupe River Bridge Replacement and Extension
<b>Grant Recipient:</b>	Peninsula Corridor Joint Powers Board (Caltrain)

## EXPENDITURE PLAN INFORMATION

<b>Current Prop K Request:</b>	\$227,500
--------------------------------	-----------

1) The requested sales tax and/or vehicle registration fee revenues will be used to supplement and under no circumstance replace existing local revenues used for transportation purposes.

Initials of sponsor staff member verifying the above statement

LF

## CONTACT INFORMATION

	<b>Project Manager</b>	<b>Grants Manager</b>
<b>Name:</b>	Leslie Fong	Peter Skinner
<b>Title:</b>	Senior Administrative Analyst	Senior Grants Analyst
<b>Phone:</b>	(650) 508-6332	(650) 622-7818
<b>Email:</b>	fongl@samtrans.com	skinnerp@samtrans.com

Guadalupe River Bridge Replacement and Extension – Current Photos



E7-10



# San Francisco County Transportation Authority

## Prop K/Prop AA Allocation Request Form

<b>FY of Allocation Action:</b>	FY2020/21
<b>Project Name:</b>	Buchanan Mall Bulbouts - Golden Gate and Turk [NTIP Capital]
<b>Grant Recipient:</b>	Department of Public Works

### EXPENDITURE PLAN INFORMATION

<b>Prop K EP categories:</b>	Traffic Calming
<b>Current Prop K Request:</b>	\$676,000
<b>Supervisory District(s):</b>	District 05

### REQUEST

#### **Brief Project Description**

Construct pedestrian safety improvements at Buchanan Street and Golden Gate Avenue, and Buchanan Street and Turk Street, as evaluated and recommended through the NTIP-funded Western Addition Community Based Transportation Plan, approved in 2017. Improvements include sidewalk widening, bulbouts with ADA curb ramps, and utility and drainage relocation. This project will enhance community connections to recreational spaces of community-identified priority streets in the Western Addition neighborhood.

#### **Detailed Scope, Project Benefits and Community Outreach**

At the request of District 5 Supervisor Dean Preston, SF Public Works requests Neighborhood Transportation Improvement Program (NTIP) funds to build bulbouts, widen sidewalks and relocate utilities and drainage to improve pedestrian safety and walkability at the intersections of Buchanan Street and Golden Gate Avenue as well as Buchanan Street and Turk Street, which are community-identified priority streets in the Western Addition neighborhood.

The Buchanan Mall runs north-south between Grove and Eddy Streets and consists of five consecutive blocks of green space, three playgrounds, a half basketball court and pedestrian paths. The Buchanan Mall is primarily a pedestrian space and does not provide north-south vehicle access. This project would enhance connectivity to the mall and surrounding community assets by reducing pedestrian crossing distances and increasing visibility of pedestrians. This project will address the community's pedestrian safety and security concerns and will enhance community connections to recreational spaces of community-identified priority streets in the Western Addition neighborhood.

The project includes new widened sidewalk areas, new ADA curb ramps, and utility and drainage relocation at the intersections of Buchanan Street and Golden Gate Avenue as well as Buchanan Street and Turk Street. The project will promote greater walking and biking throughout the Western Addition. The pedestrian network was developed using the pedestrian path of travel results from community outreach, reported pedestrian collisions, crime data, and Muni routes, including the 5 Fulton and 22 Fillmore. It will connect community members to major community destinations such as Safeway, Ella Hill Hutch Community Center and the Fillmore Street commercial district. The design phase, which was funded by NTIP funds approved by the Transportation Authority Board in June 2020, was completed in January 2021.

The Transportation Authority's NTIP is intended to strengthen project pipelines and advance the delivery of community supported neighborhood-scale projects, especially in Communities of Concern and other neighborhoods with high unmet needs. This project was recommended as part of the Western Addition Community Based Transportation Plan, which was funded in part with District 5 NTIP planning funds and was developed based on the plan's yearlong community outreach process. As part of the outreach process, community members developed transportation goals, identified issue locations, and assessed streetscape designs.

# E7-12

## Project Location

Buchanan Street and Golden Gate Avenue / Buchanan Street and Turk Street

## Project Phase(s)

Construction (CON)

### 5YPP/STRATEGIC PLAN INFORMATION

<b>Type of Project in the Prop K 5YPP/Prop AA Strategic Plan?</b>	Project Drawn from Placeholder
<b>Is requested amount greater than the amount programmed in the relevant 5YPP or Strategic Plan?</b>	Greater than Programmed Amount
<b>Prop K 5YPP Amount:</b>	\$676,000
<b>Justification for Necessary Amendment</b>	
To fully fund the construction phase of this project, SFPW requests an amendment to the Traffic Calming 5YPP to program \$451,000 from the NTIP Placeholder and \$225,000 from the Advancing Equity Through Safer Streets Program placeholder to the subject project. SFMTA concurs with this proposed amendment.	

# San Francisco County Transportation Authority

## Prop K/Prop AA Allocation Request Form

<b>FY of Allocation Action:</b>	FY2020/21
<b>Project Name:</b>	Buchanan Mall Bulbouts - Golden Gate and Turk [NTIP Capital]
<b>Grant Recipient:</b>	Department of Public Works

### ENVIRONMENTAL CLEARANCE

<b>Environmental Type:</b>	Categorically Exempt
----------------------------	----------------------

### PROJECT DELIVERY MILESTONES

Phase	Start		End	
	Quarter	Calendar Year	Quarter	Calendar Year
Planning/Conceptual Engineering (PLAN)	Oct-Nov-Dec	2014	Jan-Feb-Mar	2017
Environmental Studies (PA&ED)	Jul-Aug-Sep	2020	Jul-Aug-Sep	2020
Right of Way				
Design Engineering (PS&E)	Jul-Aug-Sep	2020	Oct-Nov-Dec	2020
Advertise Construction				
Start Construction (e.g. Award Contract)	Apr-May-Jun	2021		
Operations (OP)				
Open for Use			Jan-Feb-Mar	2022
Project Completion (means last eligible expenditure)			Oct-Nov-Dec	2022

### SCHEDULE DETAILS

--

# E7-14

## San Francisco County Transportation Authority Prop K/Prop AA Allocation Request Form

<b>FY of Allocation Action:</b>	FY2020/21
<b>Project Name:</b>	Buchanan Mall Bulbouts - Golden Gate and Turk [NTIP Capital]
<b>Grant Recipient:</b>	Department of Public Works

### FUNDING PLAN - FOR CURRENT REQUEST

Fund Source	Planned	Programmed	Allocated	Project Total
PROP K: Traffic Calming	\$676,000	\$0	\$0	\$676,000
<b>Phases in Current Request Total:</b>	\$676,000	\$0	\$0	\$676,000

### FUNDING PLAN - ENTIRE PROJECT (ALL PHASES)

Fund Source	Planned	Programmed	Allocated	Project Total
PROP K	\$676,000	\$0	\$300,000	\$976,000
<b>Funding Plan for Entire Project Total:</b>	\$676,000	\$0	\$300,000	\$976,000

### COST SUMMARY

Phase	Total Cost	Prop K - Current Request	Source of Cost Estimate
Planning/Conceptual Engineering (PLAN)	\$0	\$0	
Environmental Studies (PA&ED)	\$0	\$0	
Right of Way	\$0	\$0	
Design Engineering (PS&E)	\$300,000	\$0	Actual costs
Construction (CON)	\$676,000	\$676,000	100% engineer's estimate
Operations (OP)	\$0	\$0	
<b>Total:</b>	\$976,000	\$676,000	

<b>% Complete of Design:</b>	100.0%
<b>As of Date:</b>	01/26/2021
<b>Expected Useful Life:</b>	15 Years



# San Francisco County Transportation Authority

## Prop K/Prop AA Allocation Request Form

MAJOR LINE ITEM BUDGET					
SUMMARY BY MAJOR LINE ITEM (BY AGENCY LABOR BY TASK)					
Budget Line Item	Totals	% of Construction	SFPW	SFMTA	
1. Construction Costs					
General Work Items* (WI)	\$ 220,000		\$ 200,000	\$ 20,000	
Curb Ramp Related WI	\$ 280,000		\$ 280,000		
Sewer Related WI	\$ 100,000		\$ 100,000		
Electrical Related WI	\$ 55,000		\$ 55,000		
Subtotal	\$ 655,000		\$ 635,000	\$ 20,000	
2. Construction Management/Support	\$ 15,000	2%	\$ 15,000		
3. Contingency	\$ 6,000	1%	\$ 6,000		
<b>TOTAL CONSTRUCTION PHASE</b>	<b>\$ 676,000</b>		<b>\$ 656,000</b>	<b>\$ 20,000</b>	

\*General work items include the cost of demolition, base repair, and paving.

Note: Project will deliver 4 new bulbouts and 8 new curb ramps with each bulbout anticipated to cost \$169,000.

# E7-16

## San Francisco County Transportation Authority Prop K/Prop AA Allocation Request Form

<b>FY of Allocation Action:</b>	FY2020/21
<b>Project Name:</b>	Buchanan Mall Bulbouts - Golden Gate and Turk [NTIP Capital]
<b>Grant Recipient:</b>	Department of Public Works

### SFCTA RECOMMENDATION

Resolution Number:		Resolution Date:	
Total Prop K Requested:	\$676,000	Total Prop AA Requested:	\$0
Total Prop K Recommended:	\$676,000	Total Prop AA Recommended:	\$0

SGA Project Number:		Name:	Buchanan Mall Bulbouts - Golden Gate and Turk [NTIP Capital]
Sponsor:	Department of Public Works	Expiration Date:	03/31/2023
Phase:	Construction	Fundshare:	100.0

#### Cash Flow Distribution Schedule by Fiscal Year

Fund Source	FY 2020/21	FY 2021/22	FY 2022/23	FY 2023/24	FY 2024/25	Total
PROP K EP-138	\$122,800	\$553,200	\$0	\$0	\$0	\$676,000

#### Deliverables

- Quarterly progress reports (QPRs) shall include % complete to date, upcoming project milestones (e.g. ground-breaking, ribbon-cutting), and delivery updates including work performed in the prior quarter, work anticipated to be performed in the upcoming quarter, and any issues that may impact delivery, in addition to all other requirements described in the Standard Grant Agreement.
- With the first QPR, Sponsor shall provide 2-3 photos of typical before conditions; with the first quarterly report following initiation of work, Sponsor shall provide a photo documenting compliance with the Prop K attribution requirements as described in the SGA; quarterly reports shall include photos of work being performed; and on completion of the project Sponsor shall provide 2-3 photos of completed work.

#### Special Conditions

- The recommended allocation is contingent upon a concurrent amendment to the Traffic Calming 5YPP. See attached 5YPP amendment for details.
- SFCTA will not reimburse expenses for the construction phase activities until Transportation Authority staff has received evidence of completion of design (e.g. copy of certifications page, internal design completion documentation, design completion work-order, or similar).

#### Notes

- Quarterly progress reports will be shared with the District Supervisor for this NTIP project.

Metric	Prop K	Prop AA
Actual Leveraging - Current Request	0.0%	No Prop AA
Actual Leveraging - This Project	0.0%	No Prop AA

# E7-18

## San Francisco County Transportation Authority Prop K/Prop AA Allocation Request Form

<b>FY of Allocation Action:</b>	FY2020/21
<b>Project Name:</b>	Buchanan Mall Bulbouts - Golden Gate and Turk [NTIP Capital]
<b>Grant Recipient:</b>	Department of Public Works

### EXPENDITURE PLAN INFORMATION

<b>Current Prop K Request:</b>	\$676,000
--------------------------------	-----------

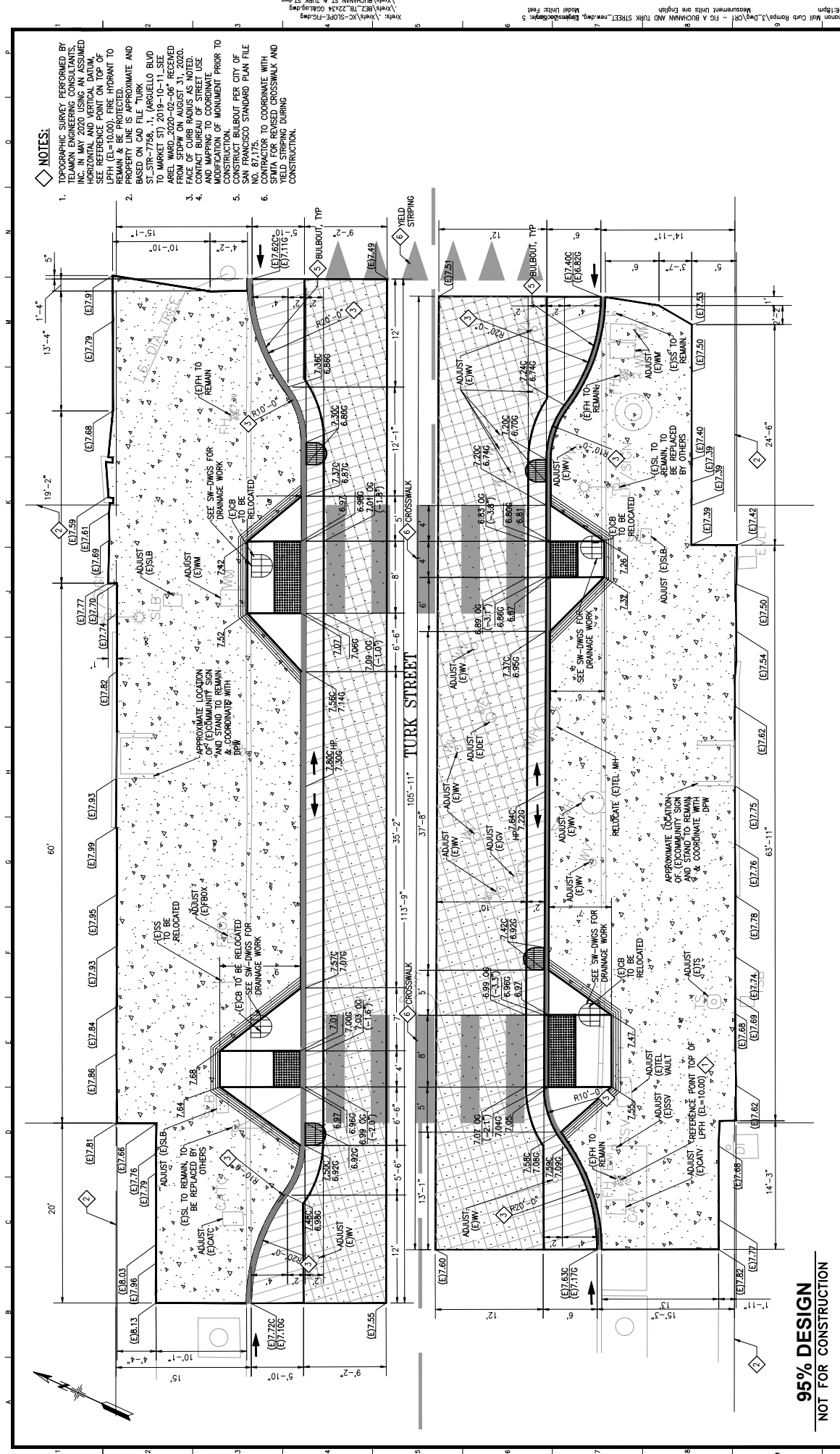
1) The requested sales tax and/or vehicle registration fee revenues will be used to supplement and under no circumstance replace existing local revenues used for transportation purposes.

Initials of sponsor staff member verifying the above statement

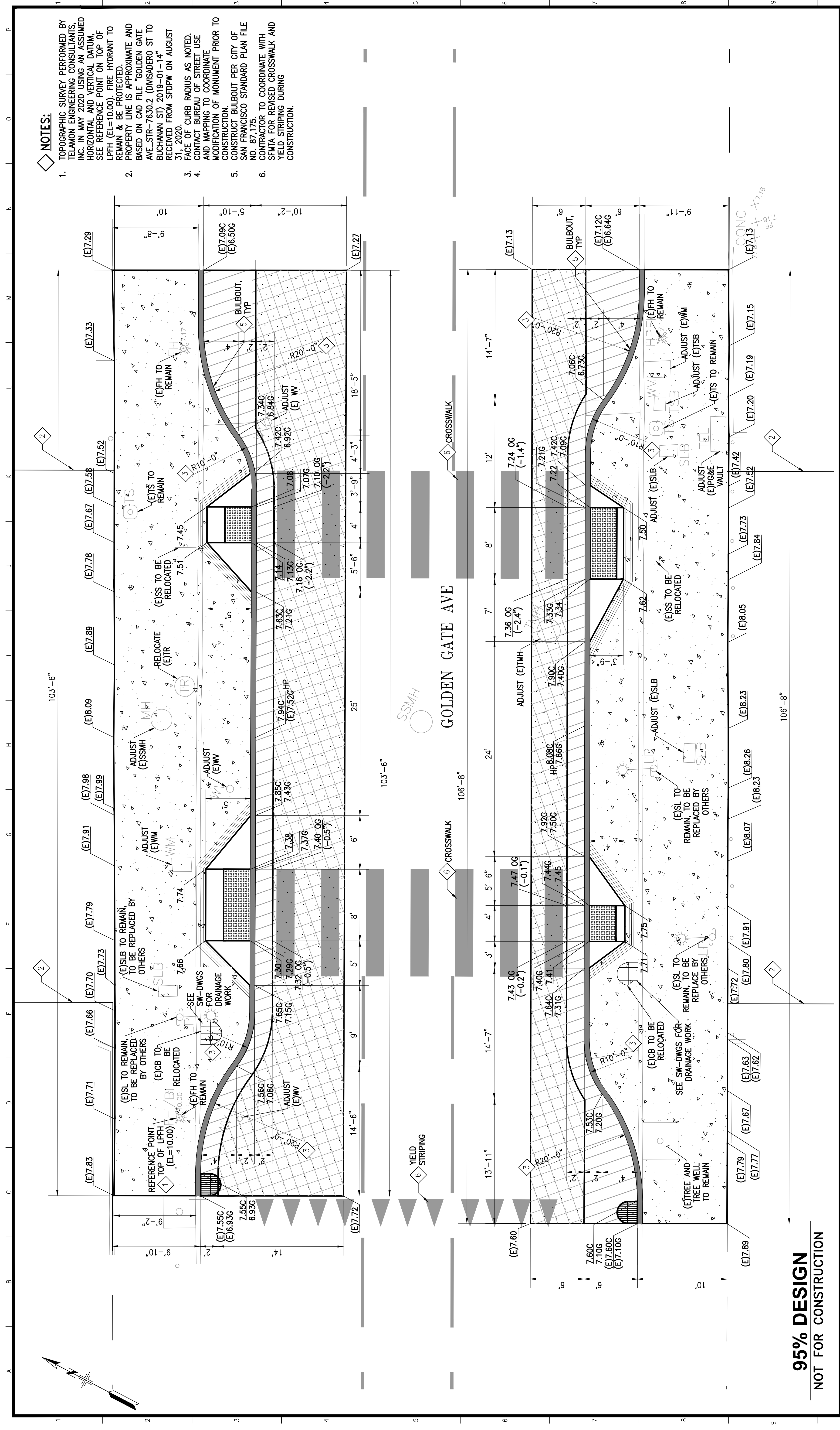
ER

### CONTACT INFORMATION

	<b>Project Manager</b>	<b>Grants Manager</b>
<b>Name:</b>	Michelle Woo	Oscar Quintanilla
<b>Title:</b>	Streetscape Project Manager	Capital Budget Analyst
<b>Phone:</b>	(415) 558-4000	(415) 860-2054
<b>Email:</b>	michelle.woo@sfdpw.org	oscar.quintanilla@sfdpw.org



REFERENCE INFORMATION & FILE NO. OF SURVEYS	
NO.	DATE
DESCRIPTION	BY
APP.	
THE DRAWING WAS LAST MODIFIED: 01/09/21 10:37 AM BY: Zachary	



- NOTES:**
1. TOPOGRAPHIC SURVEY PERFORMED BY TELAMON ENGINEERING CONSULTANTS, INC. IN MAY 2020 USING AN ASSUMED HORIZONTAL AND VERTICAL DATUM. SEE REFERENCE POINT ON TOP OF LPFH (EL=10.00). FIRE HYDRANT TO REMAIN & BE PROTECTED.
  2. PROPERTY LINE IS APPROXIMATE AND BASED ON CAD FILE "GOLDEN GATE AVE\_STR-7630.2 (OMISADERO ST TO BUCHANAN ST) 2019-01-14" RECEIVED FROM SFPDP ON AUGUST 31, 2020.
  3. FACE OF CURB RADIUS AS NOTED. CONTACT BUREAU OF STREET USE AND MAPPING TO COORDINATE MODIFICATION OF MONUMENT PRIOR TO CONSTRUCTION.
  4. CONTRACTOR TO COORDINATE WITH SAN FRANCISCO STANDARD PLAN FILE NO. 87.175.
  5. CONTRACTOR TO COORDINATE WITH SFMTA FOR REVISED CROSSWALK AND YIELD STRIPING DURING CONSTRUCTION.
  - 6.

**95% DESIGN**  
**NOT FOR CONSTRUCTION**

REFERENCE INFORMATION & FILE NO. OF SURVEYS		BUREAU OF ENGINEERING CITY & COUNTY OF SAN FRANCISCO SAN FRANCISCO PUBLIC WORKS 48 SOUTH VANNESS AVENUE, SUITE 800 SAN FRANCISCO, CA 94103		DESIGNED: DATE: 01/08/21 ZF		SCALE: 1" = 5' SHEET OF SHEETS: X OF XX		CONTRACT ID NO. 1000016595 DRAWING NO. CR-2 FILE NO. --- REV. NO. 0	
NO. DATE DESCRIPTION BY APP.		Acting Section Mgr. ERIC KIELSBERG Deputy Bureau Mgr. FERNANDO CISNEROS Acting Bureau Mgr. IGBAL DHAPA		DRAWN: DATE: 01/08/21 DZ		CHECKED: DATE: 01/08/21 MC		GOLDEN GATE AVENUE AND LAGUNA STREET PAVEMENT RENOVATION AND SEWER REPLACEMENT BUCHANAN MALL AND GOLDEN GATE AVENUE, CURB RAMP DETAILS	

Drawing Path: P:\17085.26 Buchanan Mall Curb Ramps\3.Dwg\CR2 - FIG B BUCHANAN MALL AND GOLDEN GATE AVE\Drawings\Scale: Zephyr  
 Model Units: Feet  
 Measurement Units are English  
 Plot Time: Thu, 21 Jun 2021 - 10:29am  
 Xrefs: Golden Gate Ave STR-7630.2 (OMISADERO ST) to Buchanan St) 2019-01-14.TEC1.dwg  
 Xrefs: Buchanan St & Golden Gate Ave.dwg  
 Xrefs: BE2\_TB\_282x34\_GCL.dwg  
 Xrefs: KC-SLOPE-FIG.dwg

2019 Prop K 5-Year Project List (FY 2019/20 - FY 2023/24)  
 Traffic Calming (EP 38)  
 Programming and Allocations to Date  
 Pending March 23, 2021 Board

Agency	Project Name	Phase	Status	Fiscal Year				Total
				2019/20	2020/21	2021/22	2022/23	
<b>Carry Forward From 2014 5YPP</b>								
SFMTA	John Yehall Chin Safe Routes to School	CON	Allocated	\$436,000				\$436,000
SFMTA	Ocean Avenue Safety Improvements	PLAN/CER	Allocated	\$210,000				\$210,000
SFMTA	Ocean Avenue Safety Improvements	PLAN/CER	Programmed	\$30,000				\$30,000
SFMTA	Excelsior Neighborhood Traffic Calming <sup>15</sup>	PS&E	Programmed	\$0				\$0
SFMTA	Sloat Skyline Intersection Improvements	PA&ED	Programmed	\$379,000				\$379,000
<b>Local/Neighborhood Program</b>								
Any Eligible	NTTP Placeholder <sup>6, 7, 9, 14, 18</sup>	Any	Programmed	\$1,070,800				\$1,070,800
SFPW	Buchanan Mall Bulbouts - Golden Gate and Turk [NTTP Capital] <sup>9</sup>	PS&E	Allocated		\$300,000			\$300,000
SFPW	Buchanan Mall Bulbouts - Golden Gate and Turk [NTTP Capital] <sup>18</sup>	CON	Pending		\$676,000			\$676,000
SFMTA	District 3 Pedestrian Safety Improvements [NTTP Capital] <sup>7</sup>	PS&E	Allocated	\$295,600				\$295,600
SFMTA	District 11 Traffic Calming [NTTP Capital] <sup>6</sup>	PLAN, PS&E, CON	Allocated	\$600,000				\$600,000
SFMTA	District 7 FY20 Participatory Budgeting Priorities [NTTP Capital] <sup>14</sup>	PS&E, CON	Allocated		\$132,600			\$132,600
SFPW	Bayshore Blvd/Cesar Chavez St/Potrero Ave Intersection (The Hairball - Segments F & G) - Additional Funds <sup>8</sup>	CON	Allocated		\$50,000			\$50,000
SFMTA	Application-Based Traffic Calming Program - FY18/19 Cycle Implementation <sup>3</sup>	PS&E, CON	Allocated	\$1,253,103				\$1,253,103
SFMTA	Application-Based Traffic Calming Program - FY19/20 Cycle Planning <sup>4</sup>	PLAN/CER	Allocated	\$203,192				\$203,192
SFMTA	Application-Based Local Streets Traffic Calming Program	Any	Programmed		\$837,777			\$837,777
SFMTA	Application-Based Traffic Calming Program - FY19/20 Cycle Implementation	PS&E	Allocated		\$141,836			\$141,836
SFMTA	Application-Based Traffic Calming Program - FY20/21 Cycle Planning	PLAN	Allocated		\$220,387			\$220,387
SFMTA	Application-Based Local Streets Traffic Calming Program	Any	Programmed			\$1,200,000		\$1,200,000
SFMTA	Application-Based Local Streets Traffic Calming Program	Any	Programmed				\$1,200,000	\$1,200,000
SFMTA	Application-Based Local Streets Traffic Calming Program	Any	Programmed					\$1,200,000
SFMTA	Central Richmond Traffic Safety <sup>1</sup>	PS&E, CON	Allocated	\$596,420				\$596,420
SFMTA	Bayview Community Based Transportation Plan - Additional Funds <sup>5</sup>	PLAN	Allocated	\$50,000				\$50,000
SFMTA	Advancing Equity through Safer Streets <sup>1, 13</sup>	Any	Programmed	\$0				\$0
SFMTA	Advancing Equity through Safer Streets <sup>18</sup>	Any	Programmed		\$525,000			\$525,000
SFMTA	Advancing Equity through Safer Streets	Any	Programmed			\$750,000		\$750,000

2019 Prop K 5-Year Project List (FY 2019/20 - FY 2023/24)  
 Traffic Calming (EP 38)  
 Programming and Allocations to Date  
 Pending March 23, 2021 Board

Agency	Project Name	Phase	Status	Fiscal Year					Total
				2019/20	2020/21	2021/22	2022/23	2023/24	
SFMTA	Advancing Equity through Safer Streets	Any	Programmed				\$750,000		\$750,000
SFMTA	Advancing Equity through Safer Streets	Any	Programmed					\$750,000	\$750,000
SFMTA	Speed Radar Sign Installation	Any	Programmed	\$1,180					\$1,180
SFMTA	Speed Radar Sign Installation	PLAN	Allocated	\$30,820					\$30,820
SFMTA	Speed Radar Sign Installation	CON	Allocated	\$148,000					\$148,000
SFMTA	Speed Radar Sign Installation	Any	Programmed		\$180,000				\$180,000
SFMTA	Speed Radar Sign Installation	Any	Programmed			\$180,000			\$180,000
SFMTA	Speed Radar Sign Installation	Any	Programmed				\$180,000		\$180,000
SFMTA	Speed Radar Sign Installation	Any	Programmed					\$180,000	\$180,000
SFMTA	Safe Streets Evaluation	PLAN/ CER	Allocated	\$100,000					\$100,000
SFMTA	Safe Streets Evaluation	PLAN/ CER	Pending		\$100,000	\$0			\$100,000
<b>Schools Program</b>									
SFMTA	Schools Engineering Program FY 20	PLAN, PS&E, CON	Allocated	\$1,000,000					\$1,000,000
SFMTA	Schools Engineering Program	Any	Programmed		\$1,000,000				\$1,000,000



2019 Prop K 5-Year Project List (FY 2019/20 - FY 2023/24)  
 Traffic Calming (EP 38)  
 Programming and Allocations to Date  
 Pending March 23, 2021 Board

Agency	Project Name	Phase	Status	Fiscal Year					Total
				2019/20	2020/21	2021/22	2022/23	2023/24	
SFMTA	Schools Engineering Program	Any	Programmed			\$1,000,000			\$1,000,000
SFMTA	Schools Engineering Program	Any	Programmed				\$1,000,000		\$1,000,000
SFMTA	Schools Engineering Program	Any	Programmed					\$1,000,000	\$1,000,000
<b>Corridor Improvements</b>									
SFMTA	6th Street Safety Improvements	CON	Allocated		\$4,000,000				\$4,000,000
SFMTA	Vision Zero Quick-Build Program Implementation	PS&E, CON	Allocated	\$5,226,200					\$5,226,200
SFMTA	Vision Zero Quick-Build Program Implementation	PS&E, CON	Programmed		\$252,457				\$252,457
SFMTA	Vision Zero Quick-Build Program Implementation	PS&E, CON	Programmed			\$100,000			\$100,000
SFMTA	Slow Streets Program	CON	Allocated		\$750,000				\$750,000
SFMTA	Citywide Daylighting	PS&E, CON	Allocated		\$500,000				\$500,000
SFMTA	Vision Zero Quick-Build Program Implementation	PS&E, CON	Programmed			\$1,250,000			\$1,250,000
SFMTA	Ocean Avenue Safety Improvements	PS&E	Programmed	\$900,000					\$900,000
SFMTA	Bayview Community Based Transportation Plan Implementation: Bulbouts	PS&E	Allocated		\$110,000				\$110,000
SFMTA	Bayview Community Based Transportation Plan Implementation: Rectangular Rapid Flashing Beacons	PS&E	Allocated		\$70,000				\$70,000
SFMTA	Bayview Community Based Transportation Plan Implementation	CON	Programmed			\$2,280,000			\$2,280,000
SFMTA	Bayview Community Based Transportation Plan Near Term Implementation	CON	Programmed	\$85,000					\$85,000
SFMTA	Excelsior Neighborhood Traffic Calming	CON	Programmed		\$2,050,000				\$2,050,000
SFMTA	Excelsior Neighborhood Traffic Calming	PS&E, CON	Allocated		\$550,000				\$550,000
SFMTA	Sloat Skyline Intersection Improvements	PS&E	Programmed	\$235,029					\$235,029
SFMTA	Upper Market Street Safety Improvements [NTIP Capital]	CON	Allocated		\$1,183,813				\$1,183,813
SFMTA	Safer Taylor Street	PS&E	Programmed	\$0					\$0
SFMTA	Safer Taylor Street	PS&E	Allocated	\$2,047,958					\$2,047,958
SFMTA	Safer Taylor Street	CON	Programmed		\$0				\$0
SFMTA	Great Highway Traffic Management	CON	Pending		\$424,971				\$424,971
<b>Total Programmed in 2019 5YPP</b>				\$14,898,302	\$14,054,841	\$6,760,000	\$3,130,000	\$3,130,000	\$41,973,143
<b>Total Allocated and Pending</b>				\$12,197,293	\$9,209,607	\$0	\$0	\$0	\$21,406,900
<b>Total Unallocated</b>				\$2,701,009	\$4,845,234	\$6,760,000	\$3,130,000	\$3,130,000	\$20,566,243
<b>Total Programmed in 2019 Strategic Plan</b>				\$20,933,450	\$7,662,499	\$6,760,000	\$3,130,000	\$3,130,000	\$41,615,949
<b>Deobligated Funds</b>				\$357,194	\$0	\$0	\$0	\$0	\$357,194
<b>Cumulative Remaining Programming Capacity</b>				\$6,392,342	\$0	\$0	\$0	\$0	\$0

**2019 Prop K 5-Year Project List (FY 2019/20 - FY 2023/24)**  
**Traffic Calming (EP 38)**  
**Programming and Allocations to Date**  
 Pending March 23, 2021 Board

Agency	Project Name	Phase	Status	Fiscal Year				Total
				2019/20	2020/21	2021/22	2022/23	

Pending Allocation / Appropriation  
 Board Approved Allocation / Appropriation

**FOOTNOTES:**

- 1 5YPP amendment to accommodate allocation of \$596,420 for Central Richmond Traffic Safety (Resolution 20-003, 7/23/2019)  
 Advancing Equity through Safer Streets: Reduced by \$596,420 in FY2019/20 to \$153,580.  
 Central Richmond Traffic Safety: Added project with \$596,420 in FY2019/20.
- 2 Strategic Plan and 5YPP amendment to accommodate allocation of \$5,226,200 and programming of \$2,500,000 for Vision Zero Quick-Build Program Implementation (Resolution 20-003, 7/23/2019)  
 6th Street Safety Improvements: Reduced by \$5,226,200 in FY2019/20 to \$4,000,000.  
 Funds advanced from outside of current 5YPP period: \$1,250,000 advanced to FY2020/21, and \$1,250,000 advanced to FY2021/22.  
 Vision Zero Quick-Build Program Implementation: Added project with \$5,226,200 in FY2019/20, \$1,250,000 in FY2020/21, and \$1,250,000 in FY2021/22.
- 3 5YPP amendment to accommodate allocation of \$1,253,103 for Application-Based Traffic Calming Program FY18/19 Cycle Implementation (Resolution 20-009, 09/24/2019).  
 Cumulative Remaining Programming Capacity: Reduced by \$53,103 from \$100,899 to \$47,796.  
 Application-Based Local Streets Traffic Calming Program: Programming increased by \$53,103 from \$1,200,000 to \$1,253,103 in FY2019/20.
- 4 5YPP amendment to accommodate allocation of \$203,192 for Application-Based Traffic Calming Program - FY19/20 Cycle Planning (Resolution 20-009, 09/24/2019).  
 Cumulative Remaining Programming Capacity: Reduced by \$203,192 from \$304,091 to \$100,899.  
 Application-Based Local Streets Traffic Calming Program FY19/20 Cycle Planning: Added project with \$203,192 in FY2019/20.
- 5 5YPP amendment to accommodate allocation of \$50,000 for Bayview Community Based Transportation Plan (Resolution 20-014, 10/22/2019).  
 Cumulative Remaining Programming Capacity: Reduced by \$50,000 from \$100,899 to \$50,899.  
 Bayview Community Based Transportation Plan: Added project with \$50,000 in FY2019/20.
- 6 5YPP amendment to accommodate allocation of \$600,000 for District 11 Traffic Calming [NTIP Capital] (Resolution 20-014, 10/22/2019).  
 NTIP Placeholder: Reduced by \$600,000 from \$2,850,000 to \$2,250,000.  
 District 11 Traffic Calming [NTIP Capital]: Added project with \$600,000 in FY2019/20.
- 7 5YPP amendment to fund District 3 Pedestrian Safety Improvements [NTIP Capital] (Resolution 2020-041, 4/14/2020).  
 NTIP Placeholder: Reduced from \$2,250,000 to \$1,954,400  
 District 3 Pedestrian Safety Improvements [NTIP Capital]: Added project with \$295,600 in Fiscal Year 2019/20 for construction.
- 8 5YPP amendment to accommodate allocation of \$50,000 for Bayshore Blvd/Cesar Chavez St/Potrero Ave Intersection (The Hairball - Segments F & G) - Additional Funds  
 Cumulative Remaining Capacity: Reduced from \$50,899 to \$899 in FY2020/21.  
 Bayshore Blvd/Cesar Chavez St/Potrero Ave Intersection (The Hairball - Segments F & G) - Additional Funds: Added project with \$50,000 in FY2020/21.
- 9 To accommodate funding of Buchanan Mall Bulbouts - Golden Gate and Turk [NTIP Capital] (Resolution 2020-XXX, 06/23/2020):  
 NTIP Placeholder: Reduced from \$1,954,400 in FY2019/20 to \$1,654,400.  
 Buchanan Mall Bulbouts - Golden Gate and Turk [NTIP Capital]: Added project with \$300,000 in FY2020/21.
- 10 Cost-neutral 5YPP amendment to accommodate requested cash flow for 6th Street Safety Improvements (Resolution 20-XX, 09/22/2020).  
 Ocean Avenue Safety Improvements: Slowed cash flow between FY2020/21 and FY2022/23 from FY2020/21 and FY2021/22 by delaying \$385,000 in cash flow from FY 2020/21 to FY2022/23.  
 Safer Taylor (Construction): Reduced programming from \$1,022,499 to \$0 in FY2020/21.  
 Excelsior Neighborhood Traffic Calming (Construction): Delayed \$1,300,000 in cash flow from FY2021/22 to FY2022/23.
- 6th Street Safety Improvements: Advanced cash flow from FY2022/23 to FY2020/21 (\$500,000) and FY2021/22 (\$2,207,499).
- 11 5YPP amendment to accommodate allocation of \$750,000 for Slow Streets Program (Resolution 21-0XX, 09/xx/2020).  
 Vision Zero Quick-Build Implementation: Reduced placeholder from \$1.25 million to \$500,000 in FY2020/21.

**2019 Prop K 5-Year Project List (FY 2019/20 - FY 2023/24)**  
**Traffic Calming (EP 38)**  
**Programming and Allocations to Date**  
 Pending March 23, 2021 Board

Agency	Project Name	Phase	Status	Fiscal Year				Total
				2019/20	2020/21	2021/22	2022/23	
12	Slow Streets Program: Added project with \$750,000 in FY2020/21. 5YPP amendment to fund Upper Market Street Safety Improvements [NTIP Capital] (Resolution 2021-016, 10/27/2020). Cumulative Remaining Programming Capacity: Reduced from \$1,023,398 to \$0. Safer Taylor (Design): Reduced programming from \$359,292 to \$198,877 in FY2019/20. Upper Market Street Safety Improvements [NTIP Capital]: Added project with \$1,183,813 in FY2020/21.							
13	5YPP amendment to fund Citywide Daylighting (Resolution 21-020, 11/17/2020). Advancing Equity through Safer Streets: Reduced from \$153,580 to \$0 in FY2019/20. Safer Taylor Street: Reduced from \$198,877 to \$0 in FY2019/20. Vision Zero Quick-Build Program Implementation: Reduced from \$500,000 to \$352,457 in FY2020/21. Citywide Daylighting: Added project with \$500,000 in FY2020/21 design and construction funds.							
14	To accommodate funding of District 7 FY20 Participatory Budgeting Priorities [NTIP Capital] (Resolution 2021-023, 06/23/2020): NTIP Placeholder: Reduced from \$1,654,400 in FY2019/20 to \$1,521,800. District 7 FY20 Participatory Budgeting Priorities [NTIP Capital]: Added project with \$132,600 in FY2020/21.							
15	To accommodate funding of Excelsior Neighborhood Traffic Calming (Resolution 2021-023, 12/15/2020): Excelsior Neighborhood Traffic Calming (PS&E): Reduced from \$520,000 to \$0 FY2019/20. Excelsior Neighborhood Traffic Calming (Construction): Reduced from \$2,080,000 to \$2,050,000 in FY2020/21. Excelsior Neighborhood Traffic Calming: Added project with \$550,000 in FY2020/21 design and construction funds.							
16	5YPP amendment to accommodate allocation of \$100,000 for Safe Streets Evaluation (Resolution 21-xxx, 02/23/2021). Safe Streets Evaluation: Advanced \$100,000 from FY21/22 to FY20/21.							
17	Vision Zero Quick-Build Program Implementation: Delayed \$100,000 from FY20/21 to FY21/22. 5YPP amendment to accommodate allocation of \$424,971 for Great Highway Traffic Management (Resolution 21-xxx, 02/23/2021). Sloat Skyline Intersection Improvements (Design): Reduced from \$660,000 in FY2019/20 to \$235,029. Great Highway Traffic Management: Added project with \$424,971 in FY2020/21 construction funds.							
18	5YPP amendment to fund Buchanan Mall Bulbouts - Golden Gate and Turk [NTIP Capital] (Resolution 2020-XXX, 03/23/2021): NTIP Placeholder: Reduced from \$1,521,800 in FY2019/20 to \$1,070,800. Advancing Equity through Safer Streets: Reduced from \$750,000 in FY2020/21 to \$525,000. Buchanan Mall Bulbouts - Golden Gate and Turk [NTIP Capital]: Added project with \$676,000 in FY2020/21.							

[ this page intentionally left blank ]

# San Francisco County Transportation Authority

## Prop K/Prop AA Allocation Request Form

<b>FY of Allocation Action:</b>	FY2020/21
<b>Project Name:</b>	Bike to Work Day 2021
<b>Grant Recipient:</b>	San Francisco Municipal Transportation Agency

### EXPENDITURE PLAN INFORMATION

<b>Prop K EP categories:</b>	Bicycle Circulation/Safety
<b>Current Prop K Request:</b>	\$41,758
<b>Supervisory District(s):</b>	Citywide

### REQUEST

#### **Brief Project Description**

Bike to Work Day (BTWD), also called “Bike to Wherever Day” out of respect to the many San Francisco residents currently out-of-work or working from home, is an annual event promoting cycling as a viable commuting option. Prop K funds will cover the sponsorship costs for BTWD 2021. This includes event promotion and event-day services such as energizer stations with educational materials and activities, as well as SFMTA contract management and oversight.

#### **Detailed Scope, Project Benefits and Community Outreach**

The SFMTA requests \$41,758 to sponsor Bike to Work Day activities in San Francisco.

#### **Scope**

Bike to Work Day (BTWD), also called “Bike to Wherever Day” out of respect to the many San Francisco residents currently out-of-work or working from home, is an annual event that promotes cycling as a viable option for commuting and essential trips. BTWD is a nationwide event but is sponsored locally by public agencies and private advocacy groups. This year, San Francisco's BTWD event will be held on May 21, 2021. BTWD is a highly popular and publicized event with a steadily increasing participation rate.

The San Francisco Municipal Transportation Agency (SFMTA) and SFCTA will be the primary sponsors of the 2021 BTWD event. As identified in the 5YPP, the SFMTA uses Prop K funds to cover the costs associated with the sponsorship of the 2021 BTWD event. Prop K will fund a contract with the San Francisco Bicycle Coalition (SFBC). The SFBC is responsible for the design, printing, and distribution of promotional materials; event-day services like energizer station pop-ups where BTWD participants can receive refreshments, prizes, bicycle safety education/information or basic repairs; and transit vehicle and shelter advertisements.

#### **Benefits**

BTWD, perhaps the most widely celebrated and best-promoted event for bicycling in the San Francisco Bay Area, introduces new cyclists to bicycle commuting and supports long-time cyclists in sustaining their commute habits. The benefits of bicycle commuting are numerous and well-documented. For commuters, bicycling is an economical, flexible and healthy mode of travel. For the greater community and environment, bicycles are a non-polluting, congestion-reducing mode that makes the most efficient use of both scarce natural resources and the existing transportation system.

This year, promoting bicycling as a commute option is more important than ever. As California and San Francisco public health ordinances begin to allow greater numbers of workers to return from remote-work to office settings, a combination of reduced transit capacity and new fears of COVID-19 transmission are anticipated to prompt more commuters to choose driving alone over other transportation modes. Commuting by bike is a safe, socially distanced alternative that must be encouraged and promoted as part of a city-wide effort to avoid untenable levels of congestion and associated increases in travel delay, pollution, and risk of collisions.

While there have been few studies specifically focused on the effectiveness of events like BTWD in changing behavior/attracting new bike commuters and riders, local evidence suggests that BTWD and similar marketing campaigns are successful at recruiting new bicycle commuters. In 2011, the Alameda County Transportation Commission completed

# E7-28

a two-year study evaluating the impact of BTWD participation on bicycle commuting within Alameda County. Twenty-seven percent of those surveyed stated that they rode their bicycles more often than before BTWD. A survey conducted in June and July of 2010 of registered BTWD participants across the Bay Area found that 14% of respondents started biking because of the 2010 BTWD, and 20% of respondents reported that they started biking because of a previous BTWD. The number of bikes counted during the morning BTWD commute along the Market Street corridor increased by 30% between 2009 and 2016, and by 33% between 2016 and 2018, although lower numbers were reported in 2019 than in 2018. BTWD 2020 cannot be compared to previous years due to it being held in a different season and the substantial impacts of COVID-19 on travel patterns, but a 4% increase in the number of bicycles was measured on the day of the event compared to the week before, and this increase persisted the day after the event.

## Public Engagement

The SFMTA will coordinate with the SFBC to promote BTWD prior to and on the day of the event. Event promotion and outreach for the broadest public audience feasible will be accomplished through broadcast, print, and outdoor media and will include the design, printing, and distribution of promotional posters in English, Spanish, and Chinese. Day-of public engagement will occur at the aforementioned energizer stations, which will be strategically and equitably distributed through San Francisco, including in underserved communities and along high volume bicycle routes. All in-person activities will be in accordance with public health guidelines in place at the time of the event, and SFBC is prepared to pivot rapidly as needed to ensure the event reaches as many cyclists and potential cyclists as possible while maintaining health and safety as the highest priority. The SFMTA and SFBC are committed to fostering a well-publicized and well-attended event that encourages newer cyclists to engage in bicycle commuting and supports longer-term cyclists in sustaining their commute habits.

## Project Evaluation

The SFMTA will collect data from bicycle counters located throughout San Francisco prior to, on the day of, and after BTWD 2021. The SFMTA will use this data to assess participation in BTWD in 2021 and compare 2021 participation rates to previous BTWD events to the extent possible.

## Project Location

Citywide

## Project Phase(s)

Construction (CON)

## 5YPP/STRATEGIC PLAN INFORMATION

<b>Type of Project in the Prop K 5YPP/Prop AA Strategic Plan?</b>	Named Project
<b>Is requested amount greater than the amount programmed in the relevant 5YPP or Strategic Plan?</b>	Less than or Equal to Programmed Amount
<b>Prop K 5YPP Amount:</b>	\$41,758

# San Francisco County Transportation Authority Prop K/Prop AA Allocation Request Form

<b>FY of Allocation Action:</b>	FY2020/21
<b>Project Name:</b>	Bike to Work Day 2021
<b>Grant Recipient:</b>	San Francisco Municipal Transportation Agency

## ENVIRONMENTAL CLEARANCE

<b>Environmental Type:</b>	Categorically Exempt
----------------------------	----------------------

## PROJECT DELIVERY MILESTONES

Phase	Start		End	
	Quarter	Calendar Year	Quarter	Calendar Year
Planning/Conceptual Engineering (PLAN)				
Environmental Studies (PA&ED)				
Right of Way				
Design Engineering (PS&E)				
Advertise Construction				
Start Construction (e.g. Award Contract)	Apr-May-Jun	2021		
Operations (OP)				
Open for Use				
Project Completion (means last eligible expenditure)			Apr-May-Jun	2021

## SCHEDULE DETAILS

Bike to Work Day / Bike to Wherever Day 2021 will be held on May 21, 2021.

**E7-30**

## San Francisco County Transportation Authority Prop K/Prop AA Allocation Request Form

<b>FY of Allocation Action:</b>	FY2020/21
<b>Project Name:</b>	Bike to Work Day 2021
<b>Grant Recipient:</b>	San Francisco Municipal Transportation Agency

### FUNDING PLAN - FOR CURRENT REQUEST

Fund Source	Planned	Programmed	Allocated	Project Total
PROP K: Bicycle Circulation/Safety	\$0	\$41,758	\$0	\$41,758
<b>Phases in Current Request Total:</b>	<b>\$0</b>	<b>\$41,758</b>	<b>\$0</b>	<b>\$41,758</b>

### COST SUMMARY

Phase	Total Cost	Prop K - Current Request	Source of Cost Estimate
Planning/Conceptual Engineering (PLAN)	\$0	\$0	
Environmental Studies (PA&ED)	\$0	\$0	
Right of Way	\$0	\$0	
Design Engineering (PS&E)	\$0	\$0	
Construction (CON)	\$41,758	\$41,758	Sponsorship Agreement and SFMTA oversight costs
Operations (OP)	\$0	\$0	
<b>Total:</b>	<b>\$41,758</b>	<b>\$41,758</b>	

<b>% Complete of Design:</b>	N/A
<b>As of Date:</b>	N/A
<b>Expected Useful Life:</b>	N/A



**San Francisco County Transportation Authority  
Prop K/Prop AA Allocation Request Form**

**Project Name:** Bike to Work Day 2021

**MAJOR LINE ITEM BUDGET**

<b>SUMMARY BY MAJOR LINE ITEM (BY AGENCY LABOR BY TASK)</b>						
Budget Line Item	Item (Quant)	Item (Rate)	Labor (Quant)	Labor (Rate)	Totals	
<b>1. Contract</b>						<b>\$ 38,475</b>
<b>Sponsorship</b>						
Sponsorship of event	1	38,475				\$ 38,475
<b>2. SFMTA Support (Contract Award and Oversight)</b>						
Staffing - 5290 TP II			9	\$176.55		\$ 3,283
Staffing - 5290 TP IV			5	\$241.01		\$ 1,205
City Attorney			2	\$250.00		\$ 500
<b>TOTAL CONSTRUCTION PHASE</b>						<b>\$ 41,758</b>

**E7-32**

# San Francisco County Transportation Authority Prop K/Prop AA Allocation Request Form

<b>FY of Allocation Action:</b>	FY2020/21
<b>Project Name:</b>	Bike to Work Day 2021
<b>Grant Recipient:</b>	San Francisco Municipal Transportation Agency

## SFCTA RECOMMENDATION

Resolution Number:		Resolution Date:	
Total Prop K Requested:	\$41,758	Total Prop AA Requested:	\$0
Total Prop K Recommended:	\$41,758	Total Prop AA Recommended:	\$0

SGA Project Number:		Name:	Bike to Work Day 2021
Sponsor:	San Francisco Municipal Transportation Agency	Expiration Date:	
Phase:	Construction	Fundshare:	100.0

### Cash Flow Distribution Schedule by Fiscal Year

Fund Source	FY 2020/21	FY 2021/22	FY 2022/23	FY 2023/24	FY 2024/25	Total
PROP K EP-139	\$0	\$41,758	\$0	\$0	\$0	\$41,758

### Deliverables

- Prior to hard copy production or public distribution, SFMTA shall provide electronic copies of draft 2021 BTWD collateral to the SFCTA to approve the Prop K attribution.
- Upon project completion, provide electronic copies of 2021 BTWD collateral, an evaluation report on BTWD ridership (at a minimum including pre-, day of, and post BTWD counts, and comparison to prior year participation), and 2 to 3 digital photos of BTWD events.

### Notes

- As a reminder, per the Standard Grant Agreement, all flyers, brochures, posters, websites and other similar materials prepared with Proposition K funding shall comply with the attribution requirements established in the Standard Grant Agreement.

Metric	Prop K	Prop AA
<b>Actual Leveraging - Current Request</b>	0.0%	No Prop AA
<b>Actual Leveraging - This Project</b>	0.0%	No Prop AA

# San Francisco County Transportation Authority

## Prop K/Prop AA Allocation Request Form

<b>FY of Allocation Action:</b>	FY2020/21
<b>Project Name:</b>	Bike to Work Day 2021
<b>Grant Recipient:</b>	San Francisco Municipal Transportation Agency

### EXPENDITURE PLAN INFORMATION

<b>Current Prop K Request:</b>	\$41,758
--------------------------------	----------

1) The requested sales tax and/or vehicle registration fee revenues will be used to supplement and under no circumstance replace existing local revenues used for transportation purposes.

Initials of sponsor staff member verifying the above statement

MJ

### CONTACT INFORMATION

	Project Manager	Grants Manager
<b>Name:</b>	Crysta Highfield	Joel C Goldberg
<b>Title:</b>	Transportation Planner II	Grants Procurement Manager
<b>Phone:</b>	(415) 646-2454	(415) 646-2520
<b>Email:</b>	crysta.highfield@sfmta.com	joel.goldberg@sfmta.com

[ this page intentionally left blank ]

# San Francisco County Transportation Authority

## Prop K/Prop AA Allocation Request Form

<b>FY of Allocation Action:</b>	FY2020/21
<b>Project Name:</b>	Richmond Residential Streets Pavement Renovation
<b>Grant Recipient:</b>	Department of Public Works

### EXPENDITURE PLAN INFORMATION

<b>Prop AA EP categories:</b>	Prop AA Streets Projects
<b>Current Prop AA Request:</b>	\$2,020,000
<b>Supervisory District(s):</b>	District 01

### REQUEST

#### **Brief Project Description**

Street resurfacing of 18 blocks of residential streets throughout the Richmond. The project scope includes demolition, pavement renovation, new sidewalk construction, curb ramp construction and retrofit, traffic control, and all related and incidental work within project limits.

#### **Detailed Scope, Project Benefits and Community Outreach**

The requested Prop AA funds will partially fund the paving scope of work which includes demolition, pavement renovation of 18 blocks, new sidewalk construction, curb ramp construction and retrofit, traffic control, and all related and incidental work within project limits. The average Pavement Condition Index (PCI) score within the project limits is in the 50's. Streets with a PCI between 50 and 69 are considered "at-risk" and are quickly deteriorating and would require larger scale repair work if they are not treated soon. Residential streets make up two-thirds of San Francisco's street network.

The proposed segments include:

- On 6th Ave : California St to Clement St
- On 12th Ave : California St to Geary Blvd
- On 22nd Ave : Anza St to Balboa St
- On 24th Ave : Geary Blvd to Anza St
- On 42nd Ave : Clement St \ Veterans Dr to Geary Blvd \ Point Lobos Ave
- On 43rd Ave : Clement St \ Veterans Dr to Point Lobos Ave
- On 47th Ave : Balboa St to Fulton St
- On Cabrillo St: 20th Ave to 21st Ave
- On Cornwall St : 03rd Ave to 04th Ave
- On Funston Ave: Cabrillo St to Fulton St
- On Funston Ave: Clement St to Geary Blvd
- On Funston Ave: Lake St to California St
- On La Playa : Cabrillo St to Fulton St
- On Lake St : 12th Ave to Hwy 1 Northbound \ Hwy 1 Southbound \ Park Presidio Blvd

All candidates shown are subject to substitution and schedule changes pending, visual confirmation, utility clearances, and coordination with other agencies.

San Francisco Public Works (SFPW) surveys each of the City's blocks and assigns a PCI score every two years. The PCI score ranges from a low of 0 to a high of 100. These scores assist SFPW with implementing the pavement management strategy of aiming to preserve streets by applying the right treatment to the right roadway at the right time. Streets are selected based on PCI scores as well as the presence of transit and bicycle routes, street clearance (i.e., coordination with utilities) and geographic equity.

#### **Project Location**

Various locations on residential streets throughout the Richmond

#### **Project Phase(s)**

Construction (CON)

# E7-36

## 5YPP/STRATEGIC PLAN INFORMATION

Type of Project in the Prop K 5YPP/Prop AA Strategic Plan?	Named Project
Is requested amount greater than the amount programmed in the relevant 5YPP or Strategic Plan?	Less than or Equal to Programmed Amount
Prop AA Strategic Plan Amount:	\$2,020,000

# San Francisco County Transportation Authority Prop K/Prop AA Allocation Request Form

<b>FY of Allocation Action:</b>	FY2020/21
<b>Project Name:</b>	Richmond Residential Streets Pavement Renovation
<b>Grant Recipient:</b>	Department of Public Works

## ENVIRONMENTAL CLEARANCE

<b>Environmental Type:</b>	Categorically Exempt
----------------------------	----------------------

## PROJECT DELIVERY MILESTONES

Phase	Start		End	
	Quarter	Calendar Year	Quarter	Calendar Year
Planning/Conceptual Engineering (PLAN)				
Environmental Studies (PA&ED)				
Right of Way				
Design Engineering (PS&E)	Oct-Nov-Dec	2019	Jan-Feb-Mar	2021
Advertise Construction	Apr-May-Jun	2021		
Start Construction (e.g. Award Contract)	Jul-Aug-Sep	2021		
Operations (OP)				
Open for Use			Jul-Aug-Sep	2022
Project Completion (means last eligible expenditure)			Jul-Aug-Sep	2023

## SCHEDULE DETAILS

The San Francisco Public Utilities Commission (SFPUC) Sewer will be joined to this Public Works contract. The schedule of this work will be completed within the time frame of the Public Works contract.

# E7-38

## San Francisco County Transportation Authority Prop K/Prop AA Allocation Request Form

<b>FY of Allocation Action:</b>	FY2020/21
<b>Project Name:</b>	Richmond Residential Streets Pavement Renovation
<b>Grant Recipient:</b>	Department of Public Works

### FUNDING PLAN - FOR CURRENT REQUEST

Fund Source	Planned	Programmed	Allocated	Project Total
PROP AA: Prop AA Streets Projects	\$0	\$2,020,000	\$0	\$2,020,000
GENERAL FUND	\$0	\$0	\$894,336	\$894,336
<b>Phases in Current Request Total:</b>	<b>\$0</b>	<b>\$2,020,000</b>	<b>\$894,336</b>	<b>\$2,914,336</b>

### FUNDING PLAN - ENTIRE PROJECT (ALL PHASES)

Fund Source	Planned	Programmed	Allocated	Project Total
PROP AA	\$0	\$2,020,000	\$0	\$2,020,000
GENERAL FUND	\$0	\$0	\$1,194,336	\$1,194,336
<b>Funding Plan for Entire Project Total:</b>	<b>\$0</b>	<b>\$2,020,000</b>	<b>\$1,194,336</b>	<b>\$3,214,336</b>

### COST SUMMARY

Phase	Total Cost	Prop AA - Current Request	Source of Cost Estimate
Planning/Conceptual Engineering (PLAN)	\$0	\$0	
Environmental Studies (PA&ED)	\$0	\$0	
Right of Way	\$0	\$0	
Design Engineering (PS&E)	\$300,000	\$0	Actuals and cost to complete
Construction (CON)	\$2,914,336	\$2,020,000	95% design engineer's estimate
Operations (OP)	\$0	\$0	
<b>Total:</b>	<b>\$3,214,336</b>	<b>\$2,020,000</b>	

<b>% Complete of Design:</b>	95.0%
<b>As of Date:</b>	01/20/2021
<b>Expected Useful Life:</b>	15 Years



**San Francisco County Transportation Authority  
Prop K/Prop AA Allocation Request Form**

**Project Name:** Richmond Residential Streets Pavement Renovation

**MAJOR LINE ITEM BUDGET**

**PROJECT BUDGET - CONSTRUCTION**

<b>SUMMARY BY MAJOR LINE ITEM (BY AGENCY LABOR BY TASK)</b>					
<b>Budget Line Item</b>	<b>Totals</b>	<b>% of contract</b>	<b>SFPW</b>	<b>Contractor</b>	
Contract					
Traffic Routing/Temp Striping	\$ 148,163			\$ 148,163	
Planing	\$ 416,575			\$ 416,575	
Asphalt Concrete	\$ 867,184			\$ 867,184	
Concrete Base/Pavement	\$ 485,871			\$ 485,871	
Concrete Curb	\$ 28,085			\$ 28,085	
Concrete Sidewalk	\$ 4,698			\$ 4,698	
Concrete Curb Ramps	\$ 28,000			\$ 28,000	
Speed Hump/Cushion	\$ 44,000			\$ 44,000	
Pull Box/Adjust Manhole	\$ 14,100			\$ 14,100	
Mobilization/Demobilization	\$ 112,092			\$ 112,092	
Allowance for Partnering Req	\$ 10,000			\$ 10,000	
<b>Contract Subtotal</b>	<b>\$ 2,158,768</b>			<b>\$ 2,158,768</b>	
Construction Management/Support	\$ 539,692	25%	\$ 539,692		
Contingency	\$ 215,877	10%	\$ 215,877		
<b>TOTAL CONSTRUCTION PHASE</b>	<b>\$ 2,914,336</b>		<b>\$ 755,569</b>	<b>\$ 2,158,768</b>	

**E7-40**

# San Francisco County Transportation Authority

## Prop K/Prop AA Allocation Request Form

<b>FY of Allocation Action:</b>	FY2020/21
<b>Project Name:</b>	Richmond Residential Streets Pavement Renovation
<b>Grant Recipient:</b>	Department of Public Works

### SFCTA RECOMMENDATION

Resolution Number:		Resolution Date:	
Total Prop K Requested:	\$0	Total Prop AA Requested:	\$2,020,000
Total Prop K Recommended:	\$0	Total Prop AA Recommended:	\$2,020,000

SGA Project Number:	701-xxxx	Name:	Richmond Residential Streets Pavement Renovation
Sponsor:	Department of Public Works	Expiration Date:	09/30/2023
Phase:	Construction	Fundshare:	100.0

#### Cash Flow Distribution Schedule by Fiscal Year

Fund Source	FY 2020/21	FY 2021/22	FY 2022/23	FY 2023/24	FY 2024/25	Total
PROP AA EP-701	\$0	\$1,212,000	\$808,000	\$0	\$0	\$2,020,000

#### Deliverables

1. In the first quarterly report, please include the list of the final segments for pavement renovation.
2. Quarterly progress reports shall include 2-3 photos of project during project construction and upon project completion.

Metric	Prop K	Prop AA
Actual Leveraging - Current Request	No Prop K	30.69%
Actual Leveraging - This Project	No Prop K	37.16%

# San Francisco County Transportation Authority

## Prop K/Prop AA Allocation Request Form

<b>FY of Allocation Action:</b>	FY2020/21
<b>Project Name:</b>	Richmond Residential Streets Pavement Renovation
<b>Grant Recipient:</b>	Department of Public Works

### EXPENDITURE PLAN INFORMATION

<b>Current Prop AA Request:</b>	\$2,020,000
---------------------------------	-------------

1) The requested sales tax and/or vehicle registration fee revenues will be used to supplement and under no circumstance replace existing local revenues used for transportation purposes.

Initials of sponsor staff member verifying the above statement

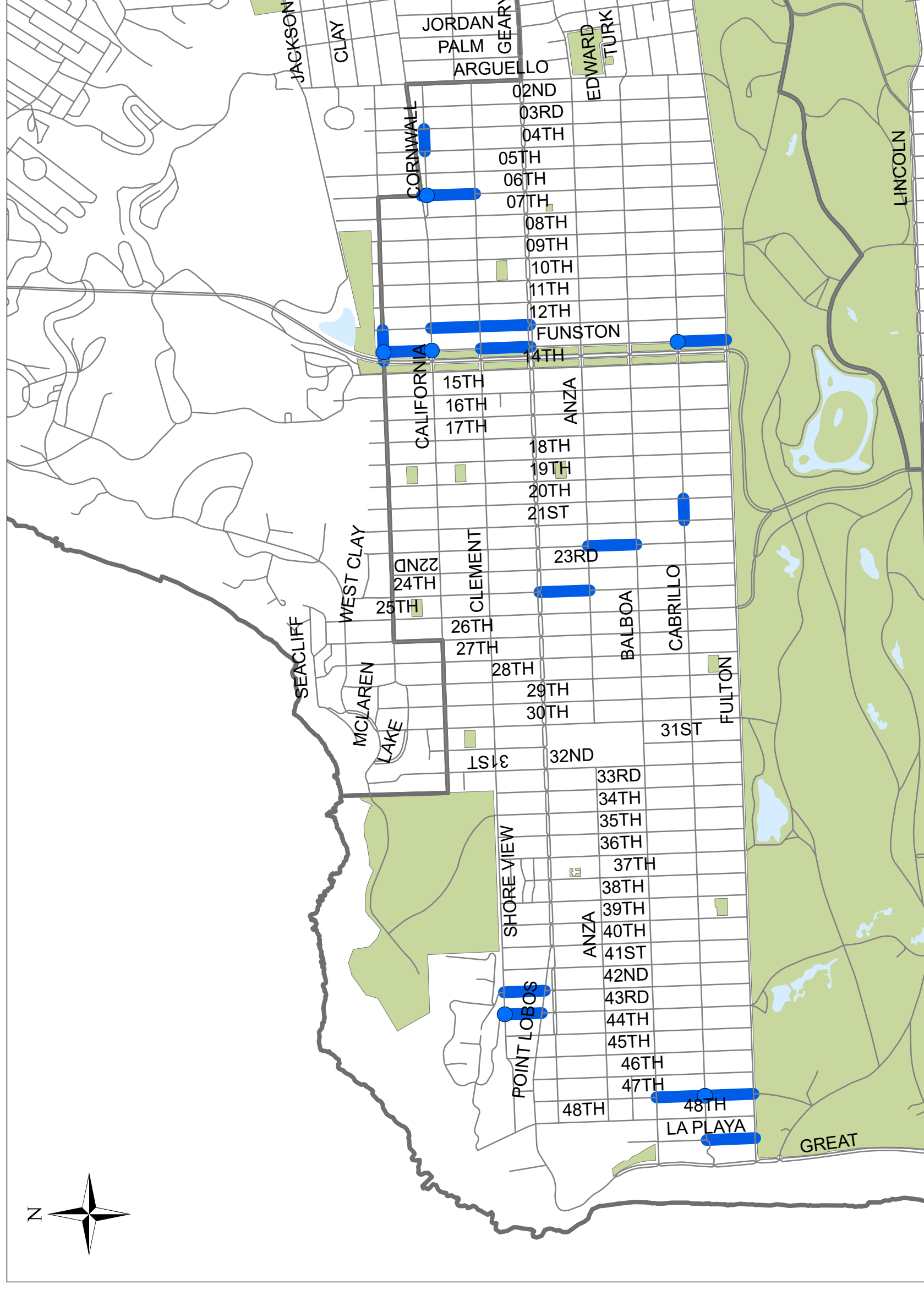

ER

### CONTACT INFORMATION

	Project Manager	Grants Manager
<b>Name:</b>	Ramon Kong	Oscar Quintanilla
<b>Title:</b>	Project Manager	Capital Budget Analyst
<b>Phone:</b>	(415) 554-8280	(415) 860-2054
<b>Email:</b>	ramon.kong@sfdpw.org	oscar.quintanilla@sfdpw.org

# Proposition AA

## Richmond Residential Streets Pavement Renovation and Sewer Replacement



### Legend

- Project Block
- Project Intersection

Information as of February 2021

0.0 0.050 0.1 0.2 0.3 0.4 0.5 Miles

DISCLAIMER: The City and County of San Francisco ("City") makes no representation regarding and does not guarantee the accuracy or completeness of this information. Anyone who uses this information for any purpose whatsoever does so entirely at their own risk. The City shall not be liable or otherwise responsible for any loss, harm, claim, or action of any kind from any person arising from the use of this information. By accessing this information, the person accessing it acknowledges that he/she has read and does so under the condition that he/she agrees to the contents and terms of this disclaimer.