

# 2020 Annual Report

The San Francisco County Transportation Authority



San Francisco  
County Transportation  
Authority

Agenda Item #6

January 26, 2021

# Transportation Authority Roles



**San Francisco  
County Transportation  
Authority**

1. Congestion Management Agency (CMA)
2. Prop K Sales Tax and Prop AA Administrator, TFCA Program manager
3. Treasure Island Mobility Management Agency (TIMMA)
4. Lead Agency (e.g., YBI Roadway Projects)





# Transportation Authority Annual Report

- 30<sup>th</sup> Anniversary Year
- Plan, Fund, Deliver
- Transparency and Accountability



San Francisco  
County Transportation  
Authority



# Planning and Delivering Transportation Projects | Treasure Island Transportation Program



**San Francisco  
County Transportation  
Authority**

# Treasure Island Mobility Management Agency

- Toll Policy/Outreach – developed options for current resident toll exemption and affordability programs for workers/businesses
- FHWA approval to test autonomous shuttle
- Bus, shuttle, and ferry transit service planned to launch in 2023



# Yerba Buena Island Improvement Project

- Completed 25% of Southgate Road Realignment construction phase work
- Completed right-of-way certification and design for West Side Bridges Retrofit, construction ready in 2021, pending funding



# Planning and Delivering Transportation Projects |

## Freeway Studies and Projects



San Francisco  
County Transportation  
Authority

### U.S. 101/I-280 Express Lanes and Bus Project


- Studying how to better manage vehicle travel, including detailed traffic operations analysis and an equity study to inform project alternatives

### U.S. 101 Deck Replacement

- Caltrans completed replacement of the U.S. 101 deck over Alemany Boulevard ahead of schedule, with Transportation Authority led coordination efforts

### District 9 Freeway Vision Plan

- Worked with Caltrans, San Francisco Planning Department, and SFMTA on conceptual designs for improving safety and connectivity at the junction of the U.S. 101 and I-280 freeways





# Planning and Delivering Transportation Projects |

## Advancing Caltrain and High-Speed Rail



**San Francisco  
County Transportation  
Authority**



### Caltrain Downtown Rail Extension

- Executed six-agency Memorandum of Agreement to advance project to ready-for-procurement status
- TJPA approved comprehensive work program, master schedule, project phasing plan, industry sounding, and risk assessment

### Caltrain

- Caltrain developed Equity, Connectivity, Recovery, and Growth Policy Framework in response to COVID
- Passed Caltrain's Measure RR 1/8-cent sales tax to support operations and capital investment

### California High-Speed Rail (HSR)

- California HSR Authority issued Draft 2020 Business Plan
- Final plan to be presented to state legislature in April 2021



# Planning and Delivering Transportation Projects |

## COVID-19 Transportation Recovery



**San Francisco  
County Transportation  
Authority**

### COVID-19 Recovery

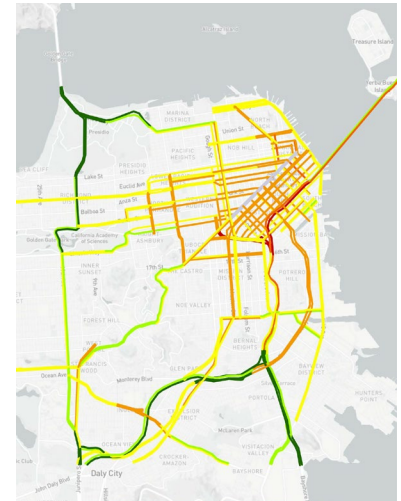
- Advocated alongside SFMTA, the Metropolitan Transportation Commission, and other agency partners for federal relief to support public transit
- Re-prioritized funding towards pandemic relief needs: Slow Streets, Essential Trip Card, Essential Worker Ride Home, Quick Builds

### COVID-Era Congestion Tracker

- Launched interactive website, which tracks peak period roadway speeds week-by-week; now with daily citywide vehicle miles traveled metric

### Blue Ribbon Transit Recovery Task Force

- Supporting SF's representatives on Metropolitan Transportation Commission's COVID pandemic recovery task force to complete Public Transit Transformation Action Plan by mid-2021





# Planning and Delivering Transportation Projects |

## Autonomous Vehicles, Traffic Congestion Mitigation Tax



San Francisco  
County Transportation  
Authority



### Autonomous Vehicles (AV) Rulemaking

- With SMTA, provided input on regulations proposed by CPUC addressing AV passenger service deployment
- Focused on supporting safe, accountable equitable deployment, e.g. successfully advocated for disability access goal

### Traffic Congestion Mitigation/TNC Tax

- Adopted program guidelines
- Allocated the first \$2.5 million in TNC Tax collections to the SFMTA's Vision Zero Quick-Build Program

# Planning and Delivering Transportation Projects |

## Vision Zero



San Francisco  
County Transportation  
Authority



### Vision Zero Activities

- Held 3 Vision Zero Committee meetings, several hearings at full Transportation Authority Board
- Funded 31 projects with nearly \$24 million for new and upgraded traffic signals, traffic calming, and other pedestrian, bicycle, and street safety improvements
- Includes support for Vision Zero Quick Build Program (over \$3.8 million in Prop K and TNC Tax funds) and Slow Streets Program

# Planning and Delivering Transportation Projects |

## Bicycle and Pedestrian Projects



San Francisco  
County Transportation  
Authority



### Bicycle and Pedestrian Projects - Prop K

- Conceptual designs for buffered bike lanes along Alemany between Rousseau Street and Sickles Avenue
- Signalized bicycle crossings and bike lanes on Anza Street
- BART Civic Center and Embarcadero stations bike facilities
- Bike to Anywhere Day
- Youth and adult bicycle education classes
- Bicycle facility maintenance
- On-street bike racks citywide (TFCA)





# Investing in San Francisco's Transportation Future |

## Streets and Traffic Safety, and Transportation System Management



San Francisco  
County Transportation  
Authority



### Street Reconstruction - completed and substantially complete

- Clayton Street, Clipper Street, and Portola Drive (24 blocks), Alemany Boulevard (28 blocks), Ingalls and Industrial streets (31 blocks) (Prop K)
- 43-block pavement renovation project in the Parkmerced, Twin Peaks, and Mt. Davidson Manor neighborhoods (Prop K)
- Nearly completed construction on the Haight Street Resurfacing and Pedestrian Lighting project (10 blocks) (Prop AA)

### Curb Ramps / Signals and Signs

- Nearly 240 new curb ramps constructed
- 85 pedestrian countdown signals, 193 audible pedestrian signals

### Traffic Calming

- 48 traffic calming measures, including 22 speed humps and 26 speed cushions

# Planning and Delivering Transportation Projects |

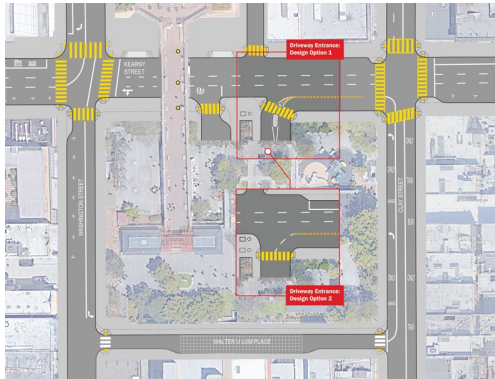
## Advanced Local Planning Studies



San Francisco  
County Transportation  
Authority



Octavia Circulation Study



Portsmouth Square Study

### Completed Neighborhood Program Planning Studies

- 15 Third Street Bus Study (D10 NTIP)
- Portsmouth Square Community Based Transp. Plan (D3 NTIP)

### Initiated/Advanced Neighborhood Program Planning Studies

- D4 Mobility Improvements Study (D4 NTIP)
- Octavia Circulation Study (D5 NTIP)
- Golden Gate Park Sustainable Travel Study Phase 1 (D1/D4 NTIP)

### Coordination Role

- Alemany Bike/Pedestrian Safety Improvements (SFMTA)
- Better Market Street (SFPW)

# Planning and Delivering Transportation Projects |

## Long-Range Transportation Planning



San Francisco  
County Transportation  
Authority

### Plan Bay Area 2050:

- Coordinated SF input
- Advocated for SF priorities (e.g., funding transit maintenance, Vision Zero, Downtown Rail Extension in Phase 1)



### ConnectSF and the San Francisco Transportation Plan (SFTP):

- Transit Corridors Study; Streets and Freeway Study
- Continued public engagement
- In 2021, recommendations will be prioritized in the SFTP and paired with a funding advocacy strategy to close substantial funding gap





# Investing in San Francisco's Transportation Future |

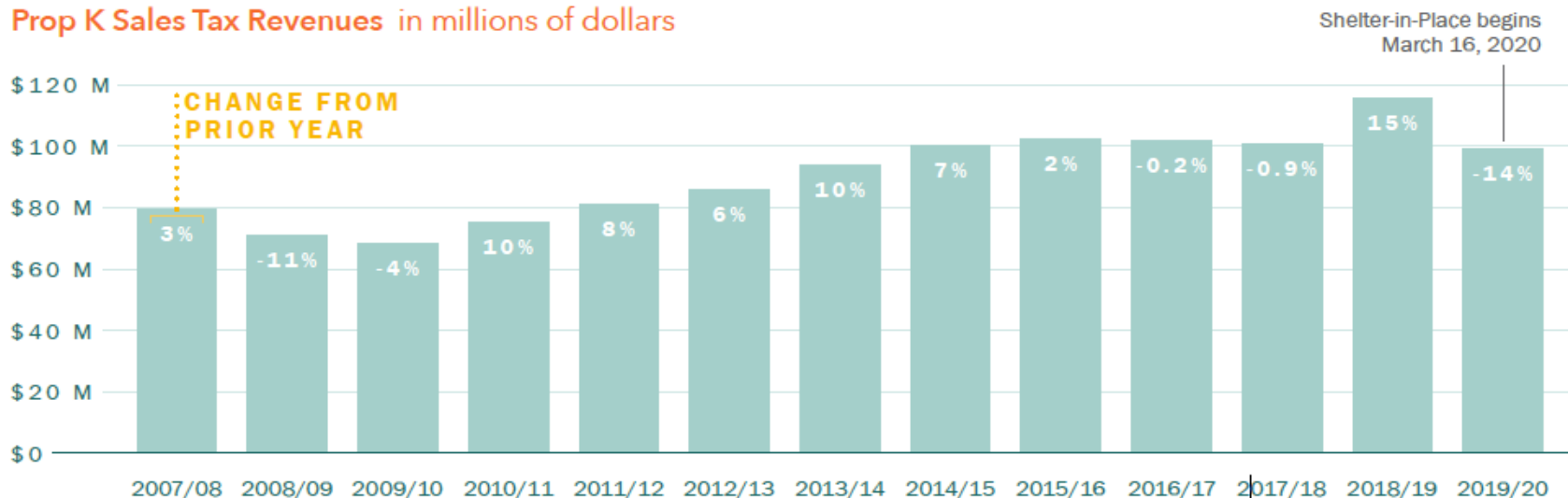
## Prop K Sales Tax Revenues



San Francisco  
County Transportation  
Authority

- Allocated over \$117M in Prop K in 2020
- Inception to date, we've allocated over \$1.9 B
- On average, each sales tax dollar leverages more than \$4 to \$7 in other funds

Prop K Sales Tax Revenues in millions of dollars

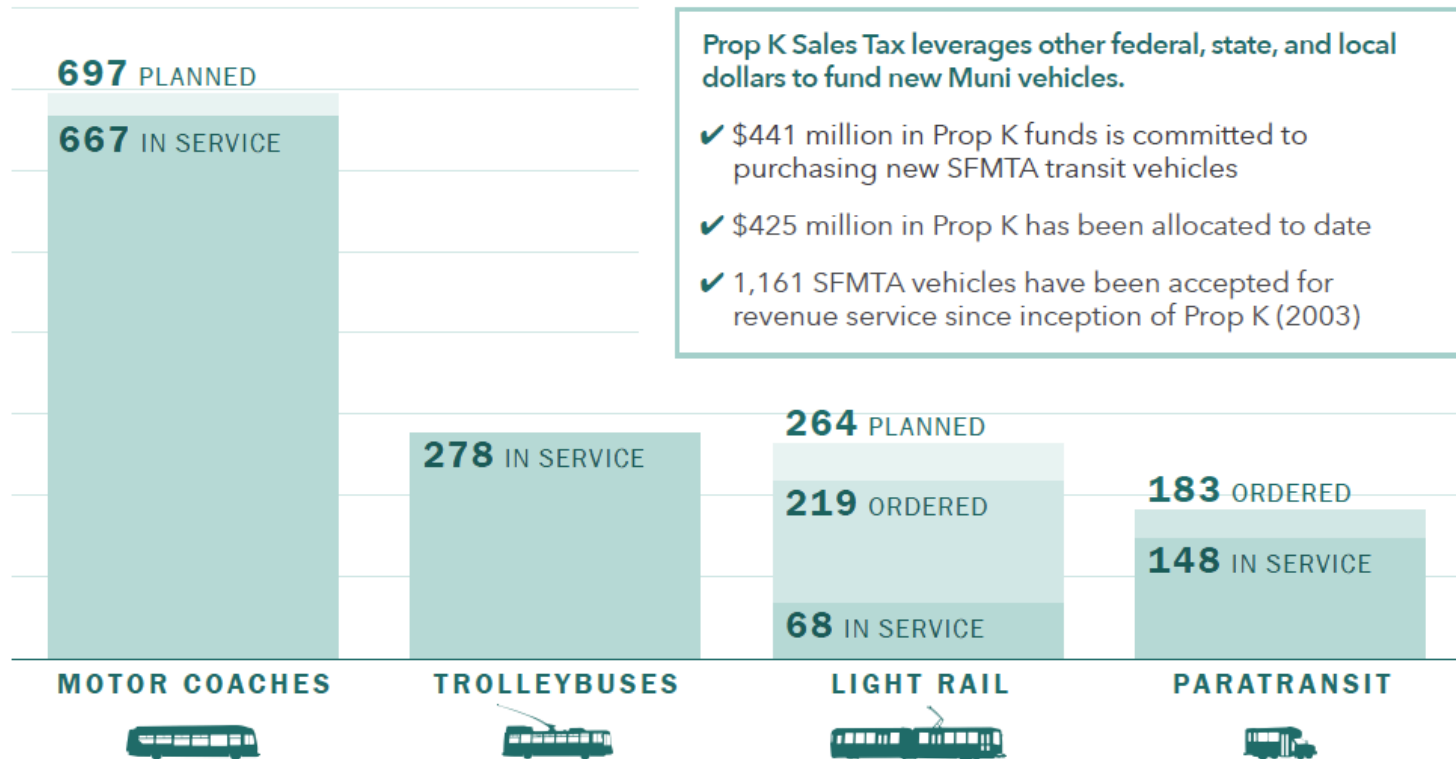


## Investing in San Francisco's Transportation Future | Muni Fleet - Rehabilitation, Replacement and Expansion



San Francisco  
County Transportation  
Authority

- Prop K funds are helping SFMTA complete full replacement of its rubber-tire fleet





### Key Reliability and Operations Projects Delivered

- L-Taraval Transit Enhancements (\$4M in Prop K, \$15M total to date)
- Islais Creek Bridge catenary system rebuild (\$1M in Prop K)

### Key Reliability and Operations Projects - Construction Started

- 19th Avenue Combined City Project - Construction has started on Muni Forward, Vision Zero and utility upgrades (SFPW, SFMTA, PUC)





## Investing in San Francisco's Transportation Future | Neighborhood Transportation Improvement Program



San Francisco  
County Transportation  
Authority

### Neighborhood Program projects completed in 2020:

D1 - Fulton Street Safety project (Planning)

D3 - Pedestrian Safety Improvements  
(Planning)

D3 - Portsmouth Square Community Based  
Transportation Plan

D10 - 15 Third Street Bus Study

D11 - Geneva-San Jose Intersection Study

D11 - Alemany Safety Project

### New Neighborhood Program Projects in 2020:

D1 - Anza Bike Lanes

D1 - Fulton Street Safety (Construction)

D3 - Pedestrian Safety Improvements  
(Construction)

D5 - Buchanan Mall Bulbouts – Golden Gate and  
Turk

D7 - FY20 Participatory Budgeting Priorities

D8 - Upper Market Street Safety Improvements

D9/D10 - Bayshore Blvd/Cesar Chavez St.  
/Potrero Ave. Intersection (the Hairball)

# Investing in San Francisco's Transportation Future |

## Prop AA Vehicle Registration Fee - 10<sup>th</sup> Anniversary



San Francisco  
County Transportation  
Authority

### 10<sup>th</sup> Anniversary

- As of December 2020, 37 projects funded from program inception to date are open for use by the public
- 16 more projects are under construction and one project is nearing completion of design phase

### Funded in 2020

- Western Addition Transportation Plan Implementation (SFPW)
- L-Taraval Transit Enhancements (Segment B)(SFMTA)
- Third Street Transit and Safety Improvements (SFMTA)
- Joice Alley Lighting (SFPW)
- Page Street Neighborway (SFMTA)
- 5<sup>th</sup> Street Quick-Build (SFMTA)
- Potrero Gateway Loop (SFPW)



Source: SFMTA

# Investing in San Francisco's Transportation Future | Transportation Fund for Clean Air



San Francisco  
County Transportation  
Authority


## Funded in 2020

- Essential Worker Ride Home program (SFE)
- Emergency Ride Home program (SFE)
- New battery electric transit bus (Presidio Trust)
- Short Term Bicycle Parking project (SFMTA)

## Completed in 2020

- Alternative Fuel Taxicab Incentive Program (SFMTA)
- Emergency Ride Home program (SFE)

**TFCA program funds cost effective projects that improve air quality by reducing motor vehicle emissions**



# Investing in San Francisco's Transportation Future | Lifeline Transportation Program



San Francisco  
County Transportation  
Authority

- In October, the Metropolitan Transportation Commission, in coordination with the Transportation Authority, approved \$2.3 million in Regional Lifeline Transportation Program funds for two San Francisco projects

## Funded in 2020

- Essential Trip Card Program (SFMTA)
- Embarcadero Station Platform Elevator Capacity and Redundancy Project (BART)

## Completed in 2020

- Expanding And Continuing Late Night Transit Service To Communities In Need (SFMTA)
- Mission Bay Loop (SFMTA)





# Transparency and Accountability |

## Audits, Reporting, and Capital Financing



San Francisco  
County Transportation  
Authority

### Financial Reporting / Agency Review

- Clean audit report for the Transportation Authority for the year ended June 30, 2020
- Awarded Certificate of Achievement for Excellence in Financial Reporting for reporting for FY ended June 2019

### Capital Financing and Investment Program

- Through December 31, \$3.5 million of bond proceeds remain to be spent
- No outstanding balancing on revolving credit loan

**Prop K major cash flow drivers are the primary recipients of bond proceeds including:**

- Muni motor coaches
- Muni trolley buses
- Muni light rail vehicles
- Radio Replacement
- Central Control and Communications

## Transparency and Accountability | DBE, LBE, and SBE Performance



San Francisco  
County Transportation  
Authority

Strong DBE, LBE, and SBE Performance for the Transportation Authority's Contracts during Calendar Year 2020:

	AMOUNT	PERCENTAGE OF TOTAL INVOICES PAID
<b>Total Invoices Paid</b>	<b>\$17,512,226</b>	<b>100%</b>
Total Paid to DBE firms	\$3,696,400	21.1%
Total Paid to LBE firms	\$3,131,858	17.9%
Total Paid to SBE firms	\$4,548,090	26.0%

*\* Amounts shown above exclude payments to other government agencies and non-profit organizations, as well as agency operating expenditures.*

**DBE** - Disadvantaged Business Enterprise

**LBE** - Local Business Enterprise

**SBE** - Small Business Enterprise

# Thank You - Leadership, Partners, Consultants, Community, and Staff



San Francisco  
County Transportation  
Authority

## A big thank you to...

- Chair Peskin and the SFCTA Board whose leadership at the local and regional level and partnership with staff makes these accomplishments possible;
- The local agency sponsors and regional agencies who collaborate with us and the consultants who assist us, year-round, to plan and deliver our projects and programs;
- Our Citizens Advisory Committees, community organizations and the public which guide our work with their input, feedback and inspirational ideas;
- Lastly, our team of Transportation Authority staff for their hard work



METROPOLITAN  
TRANSPORTATION  
COMMISSION



SAN FRANCISCO  
PLANNING  
DEPARTMENT



**SF Environment**  
Our home. Our city. Our planet.  
A Department of the City and County of San Francisco



Thank you.  
Any Questions?



San Francisco  
County Transportation  
Authority