



RESOLUTION ALLOCATING \$5,897,303 IN PROP K SALES TAX FUNDS, \$378,372 IN PROP AA VEHICLE REGISTRATION FEE FUNDS, AND \$2,505,686 IN TRAFFIC CONGESTION MITIGATION TAX FUNDS, WITH CONDITIONS, FOR FIVE REQUESTS

WHEREAS, The Transportation Authority received five requests for a total of \$5,897,303 in Prop K local transportation sales tax funds, \$378,372 in Prop AA vehicle registration fee funds and \$2,505,686 in Traffic Congestion Mitigation Tax or TNC Tax funds, as summarized in Attachments 1 and 2 and detailed in the enclosed allocation request forms; and

WHEREAS, The requests seek funds from the following Prop K Expenditure Plan categories: Vehicles - Muni, Traffic Calming, Bicycle Circulation/ Safety, Pedestrian Circulation/ Safety, and Curb Ramps; from the Pedestrian Safety category of the Prop AA Expenditure Plan; and from the Quick-Builds category of the TNC Tax Program Guidelines; and

WHEREAS, As required by the voter-approved Expenditure Plans, the Transportation Authority Board has adopted a 5-Year Prioritization Program (5YPP) for each of the aforementioned Prop K or Prop AA Expenditure Plan programmatic categories; and

WHEREAS, Two of the five requests are consistent with the relevant 5YPPs for their respective categories; and

WHEREAS, The SFMTA's requests for Replace 28 Paratransit Vans and Upper Market Street Safety Improvements require 5YPP amendments as summarized in Attachment 3 and detailed in the enclosed allocation request forms; and

WHEREAS, The Transportation Authority has approved programming of \$2,505,686 in TNC Tax funds for the Vision Zero Quick-Build Program FY21; and

WHEREAS, After reviewing the requests, Transportation Authority staff recommended allocating a total of \$5,897,303 in Prop K funds, \$378,372 in Prop AA funds, and \$2,505,686 in TNC Tax funds, with conditions, for five projects, as described in Attachment 3 and detailed in the enclosed allocation request forms, which include staff recommendations for Prop K, Prop AA and TNC Tax allocation amounts, required deliverables, timely use of funds



requirements, special conditions, and Fiscal Year Cash Flow Distribution Schedules; and

WHEREAS, There are sufficient funds in the Capital Expenditures line item of the Transportation Authority's approved Fiscal Year 2020/21 budget to cover the proposed actions; and

WHEREAS, At its September 23, 2020 meeting, the Citizens Advisory Committee was briefed on the subject request and unanimously adopted a motion of support for the staff recommendation; now therefore, be it

RESOLVED, That the Transportation Authority hereby amends the Prop K Vehicles–Muni, Traffic Calming, Bicycle Circulation/Safety and Pedestrian Circulation/Safety 5YPPs, as detailed in the enclosed allocation request forms; and be it further

RESOLVED, That the Transportation Authority hereby allocates \$5,897,303 in Prop K funds, \$378,372 in Prop AA funds, and \$2,505,686 in TNC Tax funds, with conditions, for five projects, as summarized in Attachment 3 and detailed in the enclosed allocation request forms; and be it further

RESOLVED, That the Transportation Authority finds the allocation of these funds to be in conformance with the priorities, policies, funding levels, and prioritization methodologies established in the Prop K and Prop AA Expenditure Plans, Prop K and Prop AA Strategic Plans, TNC Tax Program Guidelines, and the relevant 5YPPs; and be it further

RESOLVED, That the Transportation Authority hereby authorizes the actual expenditure (cash reimbursement) of funds for these activities to take place subject to the Fiscal Year Cash Flow Distribution Schedules detailed in the enclosed allocation request forms; and be it further

RESOLVED, That the Capital Expenditures line item for subsequent fiscal year annual budgets shall reflect the maximum reimbursement schedule amounts adopted and the Transportation Authority does not guarantee reimbursement levels higher than those adopted; and be it further

RESOLVED, That as a condition of this authorization for expenditure, the Executive Director shall impose such terms and conditions as are necessary for the project sponsors to



comply with applicable law and adopted Transportation Authority policies and execute Standard Grant Agreements to that effect; and be it further

RESOLVED, That as a condition of this authorization for expenditure, the project sponsors shall provide the Transportation Authority with any other information it may request regarding the use of the funds hereby authorized; and be it further

RESOLVED, That the Capital Improvement Program of the Congestion Management Program, the Prop K Strategic Plan, Prop AA Strategic Plan and the relevant 5YPPs are hereby amended, as appropriate.

Attachments:

1. Summary of Requests Received
2. Brief Project Descriptions
3. Staff Recommendations
4. Prop K/AA/TNC Tax Allocation Summaries - FY 2020/21

Enclosure:

Prop K/Prop AA/TNC Tax Allocation Request Forms (5)



**San Francisco
County Transportation
Authority**

BD102020


RESOLUTION NO. 21-16

The foregoing Resolution was approved and adopted by the San Francisco County Transportation Authority at a regularly scheduled meeting thereof, this 27th day of October, 2020, by the following votes:

Ayes: Commissioners Fewer, Haney, Mandelman, Mar, Peskin, Preston, Ronen, Safa, Stefani, Walton and Yee (11)

Nays: (0)


Absent: (0)

 10-29-20

Aaron Peskin
Chair

Date

ATTEST:

 10/29/20

Tilly Chang
Executive Director

Date

Attachment 1: Summary of Requests Received

Source	EP Line No./ Category ¹	Project Sponsor ²	Project Name	Current Prop K Request	Current Prop AA Request	Current TNC Tax Request	Total Cost for Requested Phase(s)	Leveraging		Phase(s) Requested	District(s)
								Expected Leveraging by EP Line ³	Actual Leveraging by Project Phase(s) ⁴		
Prop K	17M	SFMTA	Replace 28 Paratransit Vans	\$ 1,156,151			\$ 2,660,000	84%	57%	Construction	Citywide
Prop K	38, 39, 40	SFMTA	Upper Market Street Safety Improvements [NTIP Capital]	\$ 2,833,813			\$ 9,627,868	38%	71%	Construction	5, 8
Prop K, TNC Tax	40 Quick-Build	SFMTA	Vision Zero Quick-Build Program FY21	\$ 936,314		\$ 2,505,686	\$ 4,555,000	25%	79%	Design, Construction	3, 6, 8, 9, 10; Spot Improvements TBD
Prop K	41	SFPW	Mansell Street Curb Ramps	\$ 971,025			\$ 971,025	45%	19% (incl. design phase)	Construction	9, 10
Prop AA	Ped	SFMTA	5th Street Quick-Build Improvements		\$ 378,372		\$ 1,427,407	NA	73%	Construction	6
TOTAL				\$ 5,897,303	\$ 378,372	\$ 2,505,686	\$ 19,241,300	39%	68%		

Footnotes

¹ "EP Line No./Category" is either the Prop K Expenditure Plan line number referenced in the 2019 Prop K Strategic Plan or the Prop AA Expenditure Plan category referenced in the 2017 Prop AA Strategic Plan, including: Street Repair and Reconstruction (Street), Pedestrian Safety (Ped), and Transit Reliability and Mobility Improvements (Transit) or the Traffic Congestion Mitigation Tax (TNC Tax) category referenced in the Program Guidelines.

² Acronyms: SFMTA (San Francisco Municipal Transportation Agency); SFPW (San Francisco Public Works)

³ "Expected Leveraging By EP Line" is calculated by dividing the total non-Prop K funds expected to be available for a given Prop K Expenditure Plan line item (e.g. Pedestrian Circulation and Safety) by the total expected funding for that Prop K Expenditure Plan line item over the 30-year Expenditure Plan period. For example, expected leveraging of 90% indicates that on average non-Prop K funds should cover 90% of the total costs for all projects in that category, and Prop K should cover only 10%.

⁴ "Actual Leveraging by Project Phase" is calculated by dividing the total non-Prop K or non-Prop AA funds in the funding plan by the total cost for the requested phase or phases. If the percentage in the "Actual Leveraging" column is lower than in the "Expected Leveraging" column, the request (indicated by yellow highlighting) is leveraging fewer non-Prop K dollars than assumed in the Expenditure Plan. A project that is well leveraged overall may have lower-than-expected leveraging for an individual or partial phase.

Attachment 2: Brief Project Descriptions ¹

EP Line No./ Category	Project Sponsor	Project Name	Prop K Funds Requested	Prop AA Funds Requested	TNC Tax Funds Requested	Project Description
17M	SFMTA	Replace 28 Paratransit Vans	\$ 1,156,151	\$ -	\$ -	Funds will be used to procure 28 paratransit cutaway vans that are replacing 28 paratransit minivans that have reached the end of their useful lives. Each new vehicle will have a maximum capacity of 14 passengers including four wheelchair users, whereas the minivans carry three total passengers including one wheelchair user. Thus, the new vehicles will allow for more flexibility in use and an increase in overall capacity. The vans will be operated as part of SFMTA's SF Access prescheduled, shared-ride door-to-door paratransit service which is provided in city-owned vehicles operated under contract. This project will improve passenger comfort, service reliability and reduce maintenance costs. SFMTA expects to place all new vehicles into service by June 2021.
38, 39, 40	SFMTA	Upper Market Street Safety Improvements [NTIP Capital]	\$ 2,833,813	\$ -	\$ -	Requested funds will leverage impact fees from the Market-Octavia plan area, General Funds, and state grant funds to fund the construction phase of sidewalk and roadway improvements on Market Street from Octavia Boulevard/Central Freeway ramp to Castro Street, a one-mile segment of the city's Vision Zero High Injury Network. Improvements include pedestrian safety and accessibility upgrades at seven intersections; traffic signal upgrades; bikeway and bicycle access upgrades; transit access improvements including an expanded boarding platform at Laguna Street; and streetscape enhancements including landscaping and other decorative elements. District 8 Neighborhood Transportation Improvement Program (NTIP) funds are intended to support the ADA curb ramp improvements near Castro Street/Pink Triangle Park and signal modifications to the Castro/Market intersection that were requested by the community. Project will be open for use by December 2022.
40 Quick-Build	SFMTA	Vision Zero Quick-Build Program FY21	\$ 936,314	\$ -	\$ 2,505,686	Requested funds would help expedite delivery of safer streets on the High Injury Network. A quick-build project is defined to only include reversible or adjustable traffic controls to facilitate transportation safety, such as roadway and curb paint, traffic signs, traffic delineators, traffic signal changes, transit boarding islands, and parking and loading changes. Safety improvements implemented using these traffic control measures can include painted safety zones, bike lanes, adjustments to parking regulations, changes to the configuration of traffic lanes, and other changes. While quick-build projects are limited in scope, they offer the opportunity to implement safety improvements more quickly than a typical design-bid-build process. Quick-build projects are primarily implemented entirely by City crews, rather than with contractors. The scope of this project includes corridor projects on Valencia (15th to 19th Street), Bayshore Boulevard (Industrial Street to Jerrold Avenue), Evans Avenue (Cesar Chavez to 3rd Street), South Van Ness Avenue (13th Street to Cesar Chavez), Sansome/Battery Street (Market Street to Broadway), and Tenderloin Quick-Build (potential locations may include Hyde Street, Jones Street, and the programmatic implementation of safety treatments neighborhood-wide). The scope also includes spot improvements at to-be-determined high crash locations on the High Injury Network. The SFMTA anticipates that all work will be completed by June 2022.

Attachment 2: Brief Project Descriptions ¹

EP Line No./ Category	Project Sponsor	Project Name	Prop K Funds Requested	Prop AA Funds Requested	TNC Tax Funds Requested	Project Description
41	SFPW	Mansell Street Curb Ramps	\$ 971,025	\$ -	\$ -	Requested funds will be used for the construction of 30 curb ramps at the four intersections along Mansell Street at Bowdoin, Hamilton, Somerset, and Goettingen Streets. The proposed curb ramp locations are on concrete streets, which is a higher cost material than asphalt and contributes to the increased average cost per ramp when compared to 2017 estimates from a prior Prop K allocation for SFPW's Curb Ramp Program (\$18,652 vs. \$40,148). In addition, Mansell Street curb ramps require eight water meter relocations and nine survey monuments which have added about \$4,000 to the average cost per ramp. Also, SFPW acknowledges that construction support costs are trending higher due to structural work complexities that require increased construction oversight. This project meets the City's obligations under federal and state accessibility statutes to provide curb ramps to improve accessibility for people with disabilities.
Ped	SFMTA	5th Street Quick-Build Improvements	\$ -	\$ 378,372	\$ -	This request will improve safety along the 5th Street corridor by constructing pedestrian, bicycle, transit and loading/parking improvements between Market and Townsend Streets in the South of Market (SoMa) neighborhood. Funds will be used to expand the scope of the quick-build project to fund additional capital/hardscape improvements along the corridor including a raised crosswalk at Minna Street, four transit boarding islands, and roadway striping. City crews will perform the work. SFMTA expect the project will be open for use by June 2021.
TOTAL			\$5,897,303	\$378,372	\$2,505,686	

¹ See Attachment 1 for footnotes.

Attachment 3: Staff Recommendations ¹

EP Line No./ Category	Project Sponsor	Project Name	Prop K Funds Recommended	Prop AA Funds Recommended	TNC Tax Funds Recommended	Recommendations
17M	SFMTA	Replace 28 Paratransit Vans	\$ 1,156,151	\$ -	\$ -	Prop K 5-Year Prioritization Program (5YPP) Amendment: The recommended allocation is contingent upon amendment of the Prop K Vehicles-Muni 5YPP to add the subject project and reprogram \$1,156,151 from the Replace 85 40-Foot Trolley Coaches project to the subject project. See enclosed allocation request form for 5YPP amendment for details.
38, 39, 40	SFMTA	Upper Market Street Safety Improvements [NTIP Capital]	\$ 2,833,813	\$ -	\$ -	Prop K 5YPP Amendments: The recommended allocation is contingent upon amendments of the Traffic Calming, Bicycle Circulation/Safety and Pedestrian Circulation/Safety 5YPPs. See the enclosed allocation request form for 5YPP amendments for details.
40 Quick-Build	SFMTA	Vision Zero Quick-Build Program FY21	\$ 936,314	\$ -	\$ 2,505,686	Special Condition: Recommendation is contingent upon Board adoption of the TNC Tax Program Guidelines and fund programming item. See separate agenda item on this meeting's agenda.
41	SFPW	Mansell Street Curb Ramps	\$ 971,025		\$ -	
Ped	SFMTA	5th Street Quick-Build Improvements	\$ -	\$ 378,372	\$ -	
TOTAL			\$5,897,303	\$378,372	\$2,505,686	

¹ See Attachment 1 for footnotes.

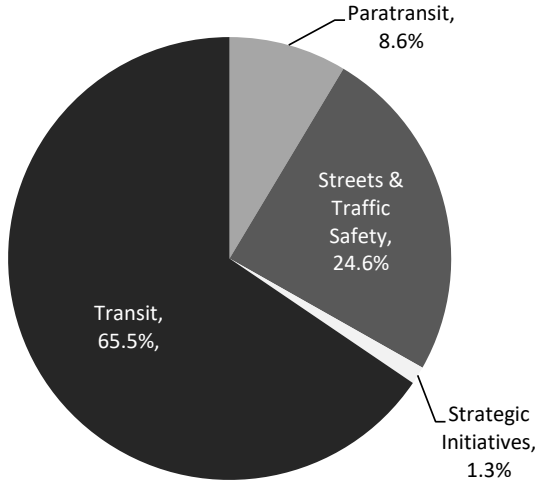
Attachment 4.
Prop K Allocation Summary - FY2020/21
Prop AA Allocation Summary - FY2020/21
TNC Tax Allocation Summary - FY2020/21

PROP K SALES TAX

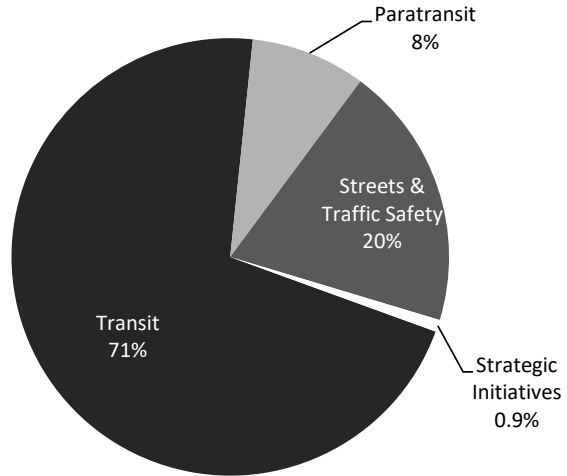
FY2020/21	Total	FY 2020/21	FY 2021/22	FY 2022/23	FY 2023/24	FY 2024/25	FY 2025/26
Prior Allocations	\$ 25,859,950	\$ 13,300,789	\$ 7,659,423	\$ 3,722,326	\$ 1,177,412	\$ -	\$ -
Current Request(s)	\$ 5,897,303	\$ 1,470,832	\$ 3,403,073	\$ 1,023,398	\$ -	\$ -	\$ -
New Total Allocations	\$ 31,757,253	\$ 14,771,621	\$ 11,062,496	\$ 4,745,724	\$ 1,177,412	\$ -	\$ -

The above table shows maximum annual cash flow for all FY 2020/21 allocations and appropriations approved to date, along with the current recommended allocation(s).

Investment Commitments, per Prop K Expenditure Plan



Prop K Investments To Date

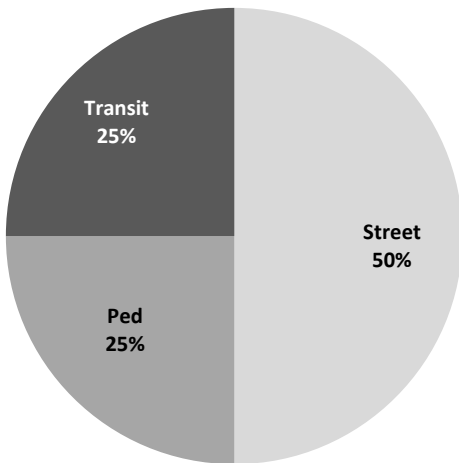


PROP AA VEHICLE REGISTRATION FEE

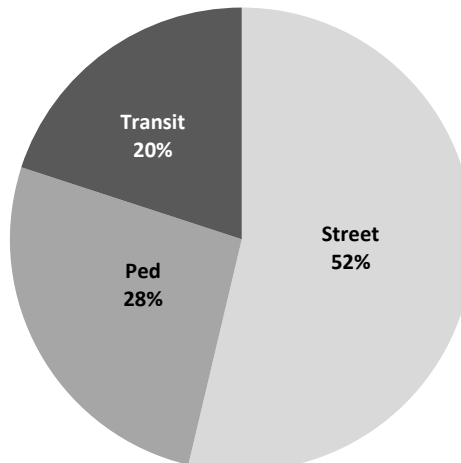
FY2020/21	Total	FY 2020/21	FY 2021/22	FY 2022/23	FY 2023/24	FY 2024/25
Prior Allocations	\$ 4,708,057	\$ 2,354,029	\$ 2,354,029	\$ -	\$ -	\$ -
Current Request(s)	\$ 378,372	\$ 378,372	\$ -	\$ -	\$ -	\$ -
New Total Allocations	\$ 5,086,429	\$ 2,732,401	\$ 2,354,029	\$ -	\$ -	\$ -

The above table shows total cash flow for all FY 2020/21 allocations approved to date, along with the current recommended allocation(s).

Investment Commitments, per Prop AA Expenditure Plan



Prop AA Investments To Date



Attachment 4.
Prop K Allocation Summary - FY2020/21
Prop AA Allocation Summary - FY2020/21
TNC Tax Allocation Summary - FY2020/21

TRAFFIC CONGESTION MITIGATION TAX (TNC Tax)

FY2020/21	Total	FY 2020/21	FY 2021/22	FY 2022/23	FY 2023/24	FY 2024/25
Prior Allocations	\$ -	\$ -	\$ -	\$ -	\$ -	\$ -
Current Request(s)	\$ 2,505,686	\$ 1,376,800	\$ 1,128,886	\$ -	\$ -	\$ -
New Total Allocations	\$ 2,505,686	\$ 1,376,800	\$ 1,128,886	\$ -	\$ -	\$ -

The above table shows total cash flow for all FY 2020/21 allocations approved to date, along with the current recommended allocation(s).