
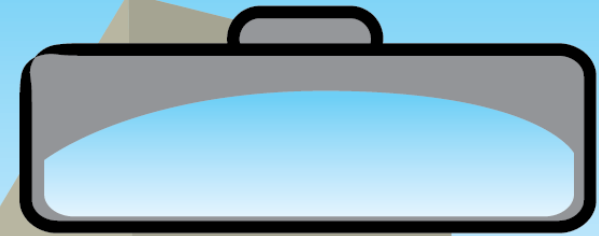


# SAFETY IN NUMBERS

Harnessing Data to Reduce Traffic Fatalities and Injuries



Vision Zero TAC: Sept 29, 2020  
Shruti Hari, MTC



# Why We Need to Act Now

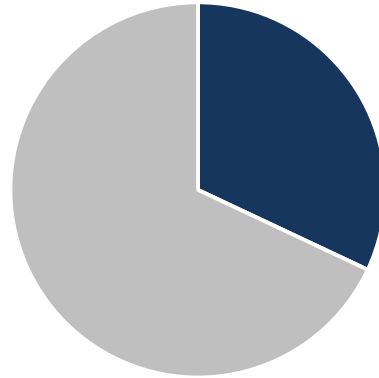




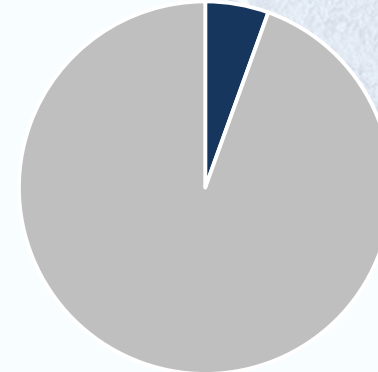
# Why We Need to Act Now

Active modes are disproportionately represented.

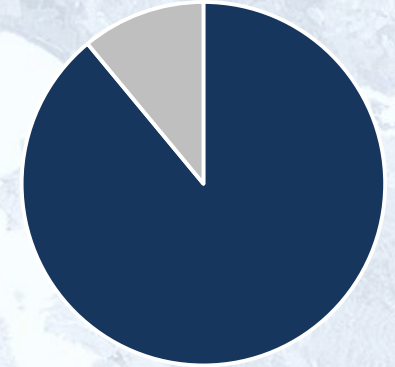
Fatal and Severe Injuries



Mode Share



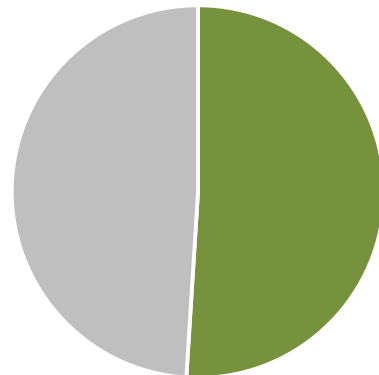
Relative Share



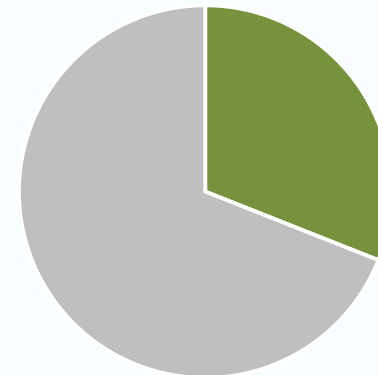
■ Pedestrians and Bicyclists ■ Other

Communities of concern are disproportionately represented.

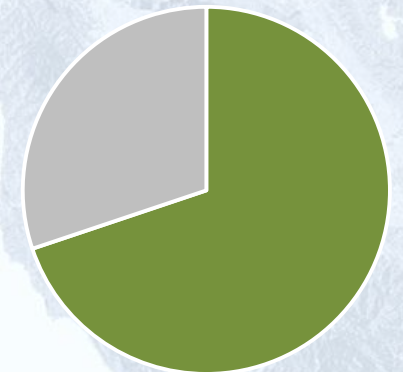
High Injury Network



All roads



Relative Share

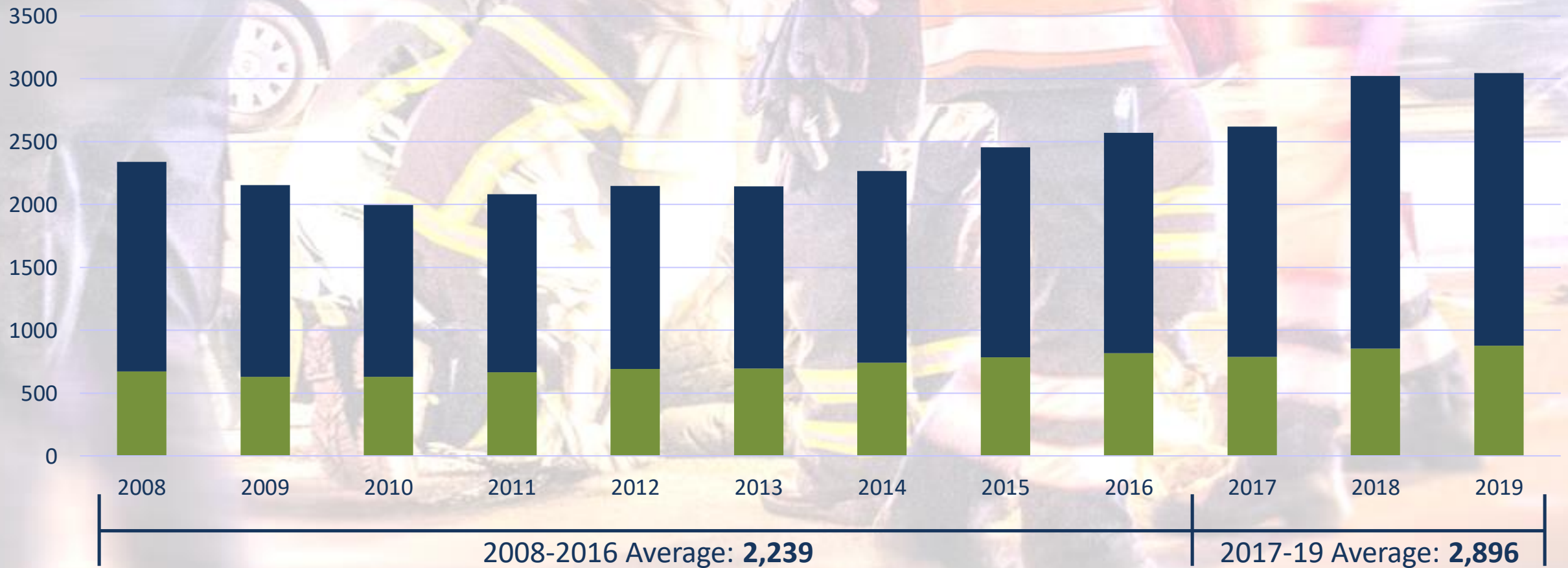


■ Communities of Concern ■ Other

# Fatalities and Serious Injuries have increased over 50% since 2010

Bay Area Fatalities and Serious Injuries 2008-2019

■ Pedestrians and Bicyclists ■ Motorists







**VISION ZERO**



# Why It's Important for MTC to Act Now

## Federal/State Policies

- FAST Act requires MPOs to adopt Safety performance measures/targets
- MPO CERT Review
- HSIP funds to require Safety Plans for eligibility

## Regional Leadership

- Plan Bay Area goals
- Caltrans/Cities look to MTC for safety leadership in region

## Benefits

- MTC uniquely positioned to stimulate a regional collaborative process on safety
- Region-wide safety planning would supplement individual safety efforts and reduce duplication of costs
- More data and technical assistance will help jurisdictions get safety funding
- Traffic safety is an equity issue
- Incentivizes Active Transportation and consistent with other PBA goals



# MTC Proposed Safety/Vision Zero Policy

Working together with our partner agencies, encourage and support equitable and data-driven actions towards eliminating traffic fatalities and serious injuries for the Bay Area region by 2030



**DATA  
DRIVEN**



**POLICY INITIATIVES  
AND LEGISLATION**



**EDUCATION  
AND ENGAGEMENT**

**REGIONAL LEADERSHIP AND EQUITY FOCUS**



# Principles & Actions



## Regional Safety Leadership

- Encourage local jurisdictions to prioritize safety.
- Work towards aligning funding investments with safety goals.



## Data Driven

- Regional safety data to inform safety policies, performance monitoring and target-setting.
- Serve as a regional safety data bank so cities can benefit from an integrated, reliable source of safety data.



## Equity Focused

- Focus on equity and consider effects of any safety policies on communities of concern.
- Emphasize the concerns of all roadway users, including vulnerable users.



## Evidence-based Policy and Legislation

- Support legislation and policy grounded in research and evidence.



## Education and Engagement

- Engage with key stakeholders for safety policy development and implementation.
- Conduct public outreach and provide education and technical assistance for local jurisdictions.



## Policy Initiatives

- Encourage policies to foster culture of safety
- Align funding policies with safety goals
- Support safety legislation

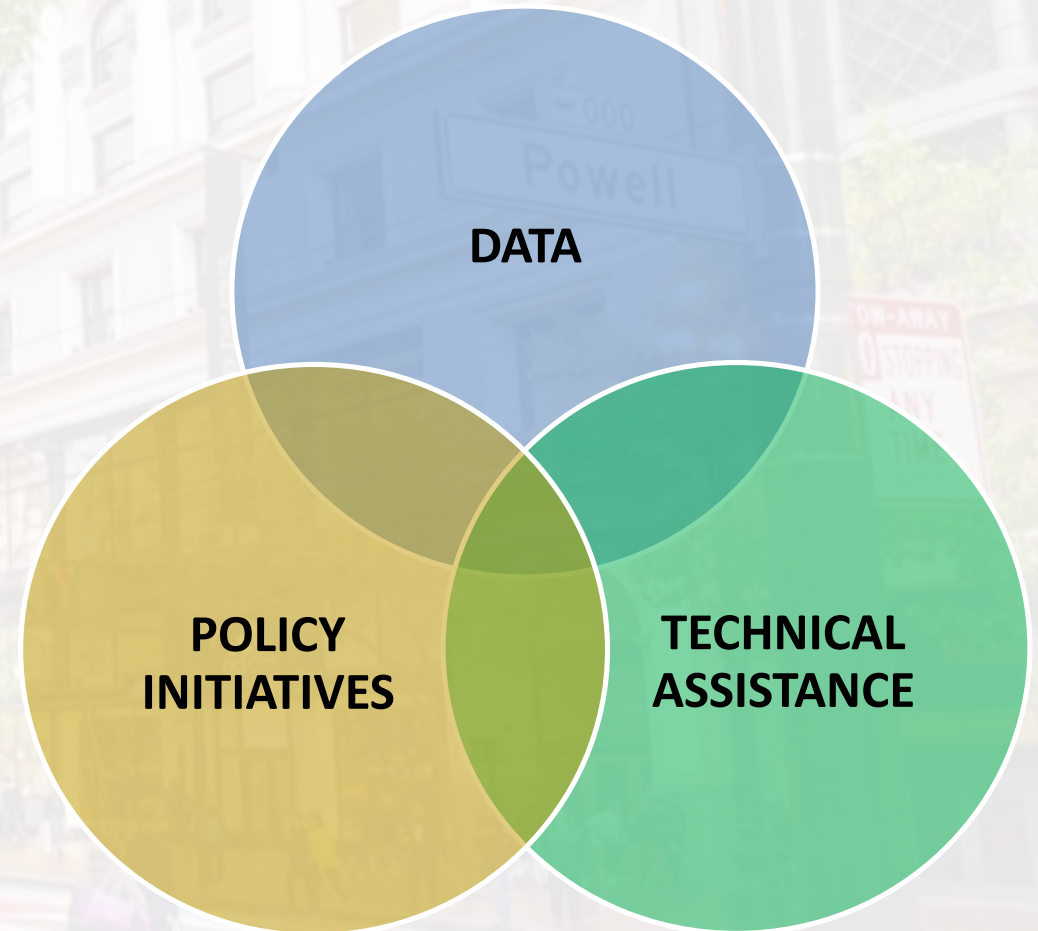
## Data

- Consistent and reliable source of safety data
- Incorporate equity considerations
- Analyze traffic safety region-wide

## Technical Assistance

- Analytical toolkit and safety best practices
- Funding advocacy for region
- Public outreach and education

## Regional Focus and Input



# Regional Safety Data System – Starting soon!

## Environmental Data

- Roadway Infrastructure
- Traffic Volumes
- Community Demographics
- Land Use
- Health
- Education



## Crash/Injury Data

- Time
- Severity
- Collision Factors
- Sobriety
- Age & Gender
- Type of Vehicle
- Movement



**Policy Toolbox**  
(Targeted Implementation)



**Regional Safety Data System**





## 1. Safety Data Integration Peer Exchange

- Partnership with FHWA

## 2. Coordination with Cities/CMAAs

- Need for regional safety data, safety advocacy, regional safety campaigns and safety funding

## 3. Awarded State Funding for Safety Effort

- \$500,000 in SSARP funds for a Regional Safety Data System and a Safety Report

## 4. Adopted 2019 & 2020 regional safety targets

- In line with Towards Zero Deaths by 2030 for fatalities

## 5. PDA Connected Communities Requirement

- Incentivized jurisdictions to adopt a Safety/VZ action plan to support growth in PDAs with limited transit





**THANK YOU.**

For more information contact:  
**Shruti Hari, [shari@bayareametro.gov](mailto:shari@bayareametro.gov)**