



Memorandum

AGENDA ITEM 10

DATE: July 16, 2020
TO: Transportation Authority Board
FROM: Cynthia Fong - Deputy Director for Finance and Administration
SUBJECT: 07/28/20 Board Meeting: Investment Report and Debt Expenditure Report for the Quarter Ended June 30, 2020

<p>RECOMMENDATION <input checked="" type="checkbox"/> Information <input type="checkbox"/> Action</p> <p>None. This is an information item.</p> <p>The Transportation Authority's Investment Policy directs that a review of portfolio compliance be presented quarterly. As year-end closing is just wrapping up, the investment report for the quarter ended June 30, 2020, is presented independently. Following the annual audit, the Comprehensive Annual Financial Report will be presented to the Board along with the results of the fiscal audit, single audit, and management review. Since the issuance of debt in 2017, a quarterly debt expenditures report that details capital expenditure funded by the bond is also included for Board oversight.</p>	<p><input type="checkbox"/> Fund Allocation</p> <p><input type="checkbox"/> Fund Programming</p> <p><input type="checkbox"/> Policy/Legislation</p> <p><input type="checkbox"/> Plan/Study</p> <p><input type="checkbox"/> Capital Project Oversight/Delivery</p> <p><input checked="" type="checkbox"/> Budget/Finance</p> <p><input type="checkbox"/> Contract/Agreement</p> <p><input type="checkbox"/> Other: _____</p>
---	---

BACKGROUND

Our Investment Policy directs a submittal of portfolio compliance with the Investment Policy at the end of the quarter. Usually, this is presented in conjunction with, and in the context of, a quarterly Internal Accounting Report. However, since fiscal year-end project accruals are still being submitted, the Internal Accounting Report is not available at this time.

As defined by our Administrative Code and the Debt Policy, the Board shall be responsible for oversight of the debt issuance program for the Transportation Authority. The purpose of the Debt Expenditure Report is to update the Board on quarterly expenditures funded by the Bond issued in the fall of 2017 to ensure debt proceeds are spent within the required period



following debt issuance, and to provide transparency and accountability in the expenditure of these debt proceeds.

DISCUSSION

Investment Report. Our investment policies and practices are subject to, and limited by, applicable provisions of state law and prudent money management principles. All investable funds are invested in accordance with our Investment Policy and applicable provisions of California Government Code Section 53600 et seq. Any investment of bond proceeds will be further restricted by the provisions of relevant bond documents.

We observe the “Prudent Investor” standard, as stated in California Government Code Section 53600.3, applied in the context of managing an overall portfolio. Investments are to be made with care, skill, prudence, and diligence, taking into account the prevailing circumstances, including, but not limited to, general economic conditions, our anticipated needs, and other relevant factors that a prudent person of a like character and purpose, acting in a fiduciary capacity and familiar with those matters, would use in the stewardship of funds.

The primary objectives for the investment activities, in order of priority, are:

- 1) **Safety.** Safety of the principal is the foremost objective of the investment program. Investments will be undertaken in a manner that seeks to ensure preservation of the principal of the funds under its control.
- 2) **Liquidity.** The investment portfolio will remain sufficiently liquid to enable us to meet its reasonably anticipated cash flow requirements.
- 3) **Return on Investment.** The investment portfolio will be managed with the objective of attaining a market rate of return throughout budgetary and economic cycles, commensurate with the investment risk parameters and the cash flow characteristics of the portfolio.

Permitted investment instruments are specifically listed in our Investment Policy and include the San Francisco City and County Treasury Pool (Treasury Pool), certificates of deposit, and money market funds.

As of June 30, the Transportation Authority’s bank accounts total to \$121.5 million, excluding the \$19.3 million of bond proceeds held by US Bank per the terms in debt indenture, and approximately 71 percent of this amount was invested in the Treasury Pool. The remaining funds are held in bank accounts for daily operations. These investments are in compliance with the California Government Code and our Board-adopted Investment Policy and provide sufficient liquidity to meet expenditure requirements. Attachment 1 is the investment report furnished by the Office of the Treasurer and Tax Collector for the period ended on June 30, 2020.



Debt Expenditure Report. In June 2018, Transportation Authority entered into a 3 years Revolving Credit (loan) Agreement with State Street Public Lending Corporation and US Bank for a total amount of \$140 million. As of June 30, the Transportation Authority does not have any outstanding balance in the Revolver Loan.

As of June 30, the cumulative total of Prop K capital expenditures paid with bond proceeds is \$188.9 million. The available balance of remaining bond proceeds to be spent is \$15.1 million. Total earned interest to date from bond proceeds amount to \$4.2 million. More details on these expenditures are included in Attachment 2.

COVID-19 Financial Impact. Currently, we are monitoring revenue streams and coordinating closely with the City and sister agencies to assess short, medium, and long-term financial impacts. Sales tax revenues of \$7,503,193 recently received for April were affected by COVID-19 coming in about 17% below prior years, but represents a significant increase over the \$3.6 million in revenue received in March.

FINANCIAL IMPACT

None. This is an information item.

CAC POSITION

None. This is an information item. This item was agendized at the July 22, 2020 CAC meeting.

SUPPLEMENTAL MATERIALS

- Attachment 1 - City and County of San Francisco Investment Report for the Month of June 2020
- Attachment 2 - Debt Expenditure Report

Office of the Treasurer & Tax Collector
City and County of San Francisco



José Cisneros, Treasurer

Tajel Shah, Chief Assistant Treasurer
Robert L. Shaw, CFA, Chief Investment Officer

Investment Report for the month of June 2020

July 15, 2020

The Honorable London N. Breed
Mayor of San Francisco
City Hall, Room 200
1 Dr. Carlton B. Goodlett Place
San Francisco, CA 94102-4638

The Honorable Board of Supervisors
City and County of San Francisco
City Hall, Room 244
1 Dr. Carlton B. Goodlett Place
San Francisco, CA 94102-4638

Colleagues,

In accordance with the provisions of California State Government Code, Section 53646, we forward this report detailing the City's pooled fund portfolio as of June 30, 2020. These investments provide sufficient liquidity to meet expenditure requirements for the next six months and are in compliance with our statement of investment policy and California Code.

This correspondence and its attachments show the investment activity for the month of June 2020 for the portfolios under the Treasurer's management. All pricing and valuation data is obtained from Interactive Data Corporation.

CCSF Pooled Fund Investment Earnings Statistics *

<i>(in \$ million)</i>	Current Month		Prior Month	
	Fiscal YTD	June 2020	Fiscal YTD	May 2020
Average Daily Balance	\$ 11,758	\$ 12,419	\$ 11,698	\$ 12,692
Net Earnings	225.33	11.60	213.73	14.14
Earned Income Yield	1.91%	1.14%	1.98%	1.31%

CCSF Pooled Fund Statistics *

<i>(in \$ million)</i>	% of	Book	Market	Wtd. Avg.	Wtd. Avg.	WAM
Investment Type	Portfolio	Value	Value	Coupon	YTM	
U.S. Treasuries	29.51%	\$ 3,589.6	\$ 3,613.9	0.92%	0.89%	212
Federal Agencies	29.99%	3,618.7	3,672.9	1.50%	2.76%	500
State & Local Government						
Agency Obligations	0.47%	56.4	57.5	2.35%	2.56%	288
Public Time Deposits	0.37%	45.0	45.0	0.21%	0.21%	128
Negotiable CDs	10.71%	1,308.8	1,311.9	1.00%	1.00%	122
Commercial Paper	4.82%	583.8	590.0	0.00%	1.78%	24
Medium Term Notes	0.04%	5.0	5.1	3.05%	3.08%	192
Money Market Funds	18.88%	2,312.5	2,312.5	0.12%	0.12%	1
Supranationals	5.20%	629.6	637.4	0.44%	1.97%	391
Totals	100.0%	\$ 12,149.5	\$ 12,246.0	0.95%	1.42%	249

In the remainder of this report, we provide additional information and analytics at the security-level and portfolio-level, as recommended by the California Debt and Investment Advisory Commission.

Respectfully,

José Cisneros
Treasurer

cc: Treasury Oversight Committee: Aimee Brown, Kevin Kone, Eric Sandler, Meghan Wallace
Ben Rosenfield - Controller, Office of the Controller
Tonia Lediju, Ph.D. - Chief Audit Executive, Office of the Controller
Mayor's Office of Public Policy and Finance
San Francisco County Transportation Authority
San Francisco Public Library
San Francisco Health Service System

Portfolio Summary

Pooled Fund

As of June 30, 2020

<i>(in \$ million)</i>							
Security Type	Par Value	Book Value	Market Value	Market/Book Price	Current % Allocation	Max. Policy Allocation	Compliant?
U.S. Treasuries	\$ 3,585.0	\$ 3,589.6	\$ 3,613.9	100.67	29.51%	100%	Yes
Federal Agencies	3,619.5	3,618.7	3,672.9	101.50	29.99%	100%	Yes
State & Local Government							
Agency Obligations	56.7	56.4	57.5	101.98	0.47%	20%	Yes
Public Time Deposits	45.0	45.0	45.0	100.00	0.37%	100%	Yes
Negotiable CDs	1,308.8	1,308.8	1,311.9	100.23	10.71%	30%	Yes
Bankers Acceptances	-	-	-	-	0.00%	40%	Yes
Commercial Paper	590.0	583.8	590.0	101.06	4.82%	25%	Yes
Medium Term Notes	5.0	5.0	5.1	101.48	0.04%	25%	Yes
Repurchase Agreements	-	-	-	-	0.00%	10%	Yes
Reverse Repurchase/ Securities Lending Agreements	-	-	-	-	0.00%	\$75mm	Yes
Money Market Funds - Government	2,312.5	2,312.5	2,312.5	100.00	18.88%	20%	Yes
LAIF	-	-	-	-	0.00%	\$50mm	Yes
Supranationals	632.1	629.6	637.4	101.23	5.20%	30%	Yes
TOTAL	\$ 12,154.7	\$ 12,149.5	\$ 12,246.0	100.79	100.00%	-	Yes

The City and County of San Francisco uses the following methodology to determine compliance: Compliance is pre-trade and calculated on both a par and market value basis, using the result with the lowest percentage of the overall portfolio value. Cash balances are included in the City's compliance calculations.

Please note the information in this report does not include cash balances. Due to fluctuations in the market value of the securities held in the Pooled Fund and changes in the City's cash position, the allocation limits may be exceeded on a post-trade compliance basis. In these instances, no compliance violation has occurred, as the policy limits were not exceeded prior to trade execution. The full Investment Policy can be found at <https://sftreasurer.org/investments>

Totals may not add due to rounding.

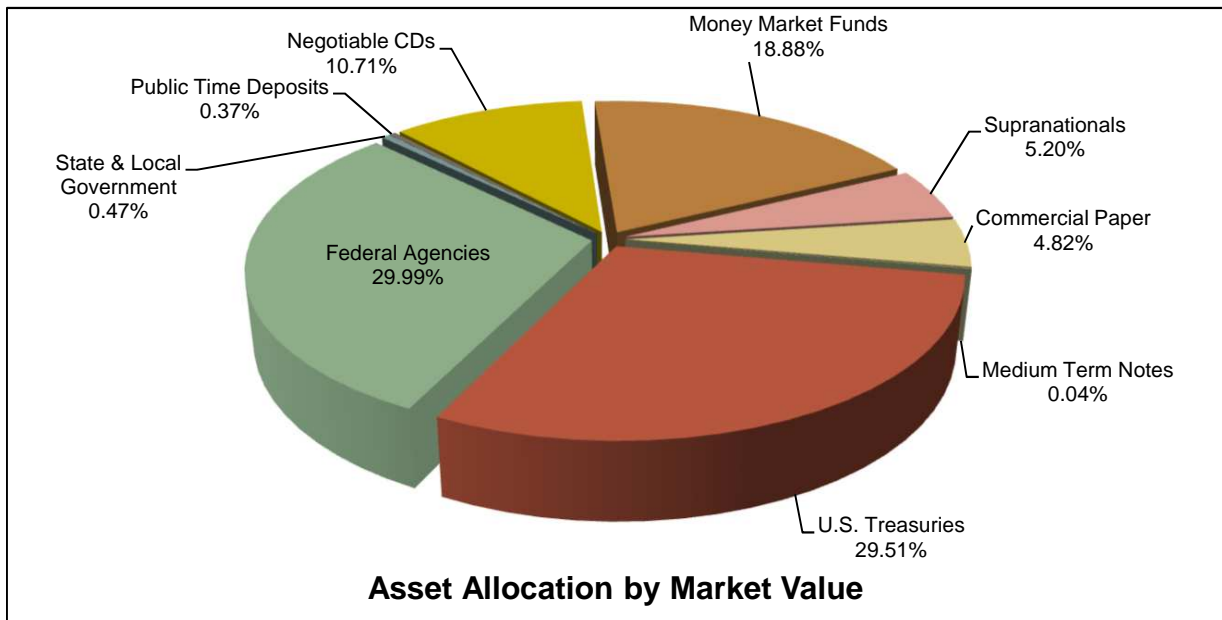
City and County of San Francisco

Pooled Fund Portfolio Statistics

For the month ended June 30, 2020

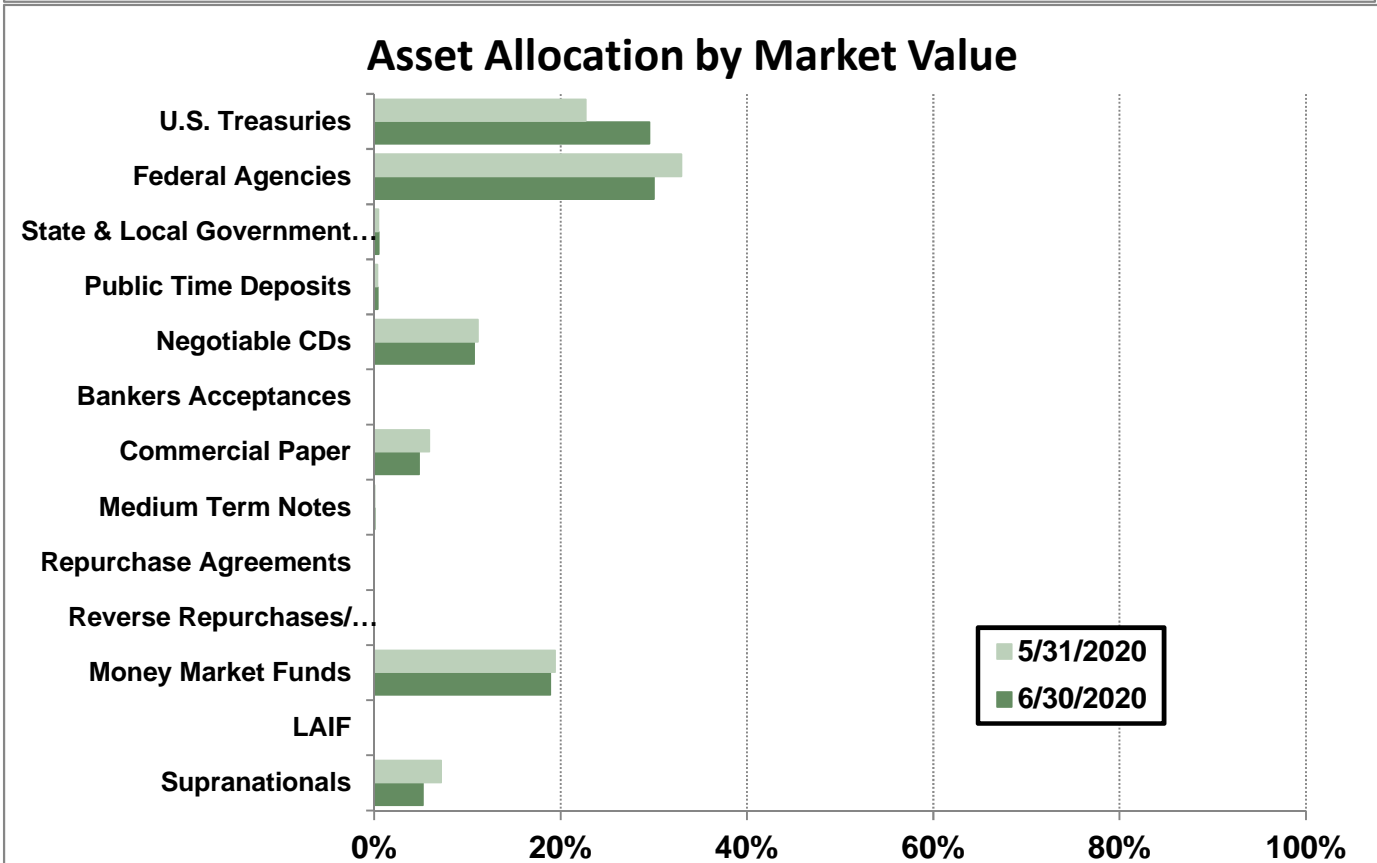
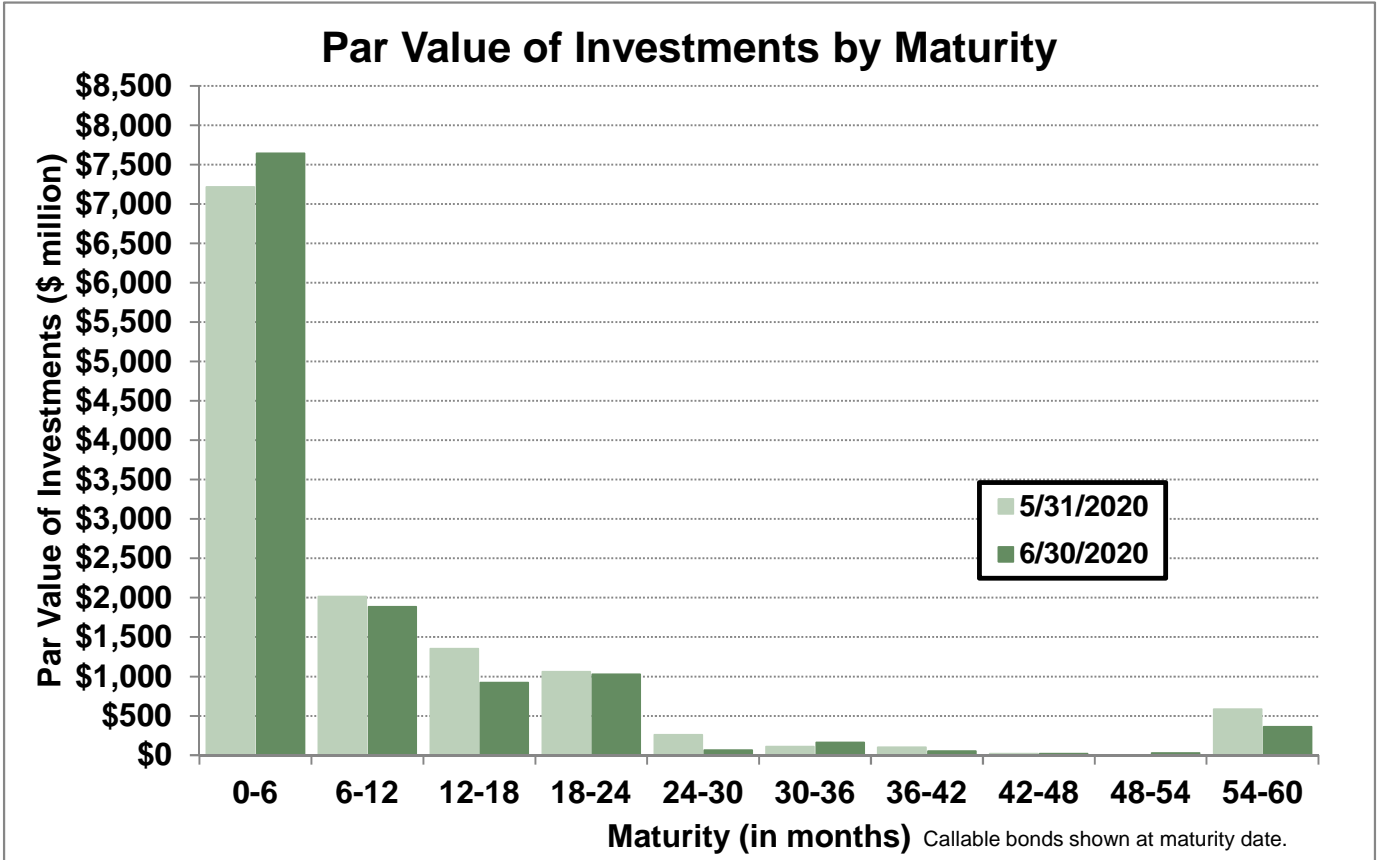
Average Daily Balance	\$12,419,262,285
Net Earnings	\$11,597,994
Earned Income Yield	1.14%
Weighted Average Maturity	249 days

Investment Type	(\$ million)	Par Value	Book Value	Market Value
U.S. Treasuries	\$ 3,585.0	\$ 3,589.6	\$ 3,613.9	\$ 3,613.9
Federal Agencies	3,619.5	3,618.7	3,672.9	3,672.9
State & Local Government				
Agency Obligations	56.7	56.4	57.5	57.5
Public Time Deposits	45.0	45.0	45.0	45.0
Negotiable CDs	1,308.8	1,308.8	1,311.9	1,311.9
Commercial Paper	590.0	583.8	590.0	590.0
Medium Term Notes	5.0	5.0	5.1	5.1
Money Market Funds	2,312.5	2,312.5	2,312.5	2,312.5
Supranationals	632.1	629.6	637.4	637.4
Total	\$ 12,154.7	\$ 12,149.5	\$ 12,246.0	\$ 12,246.0

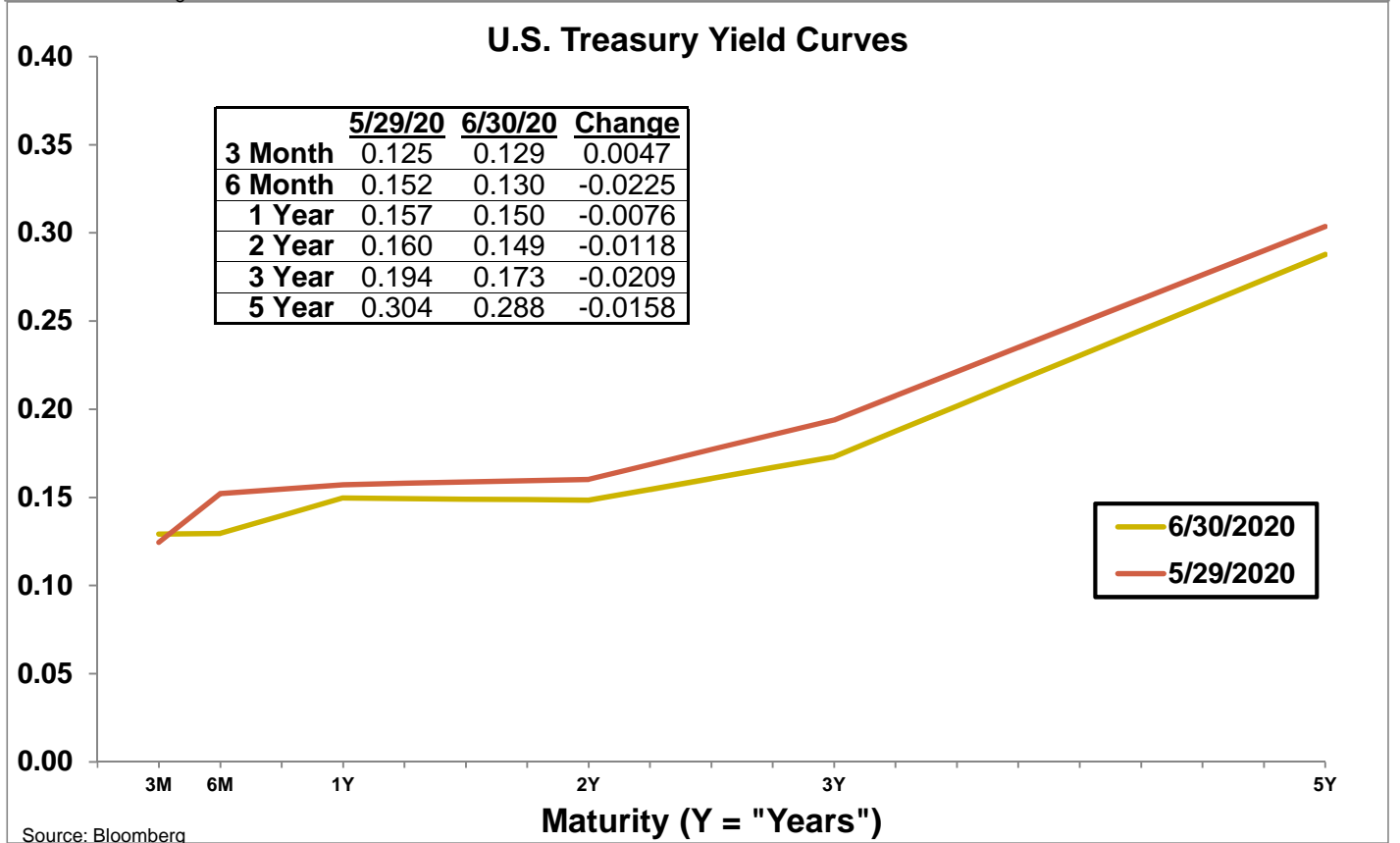
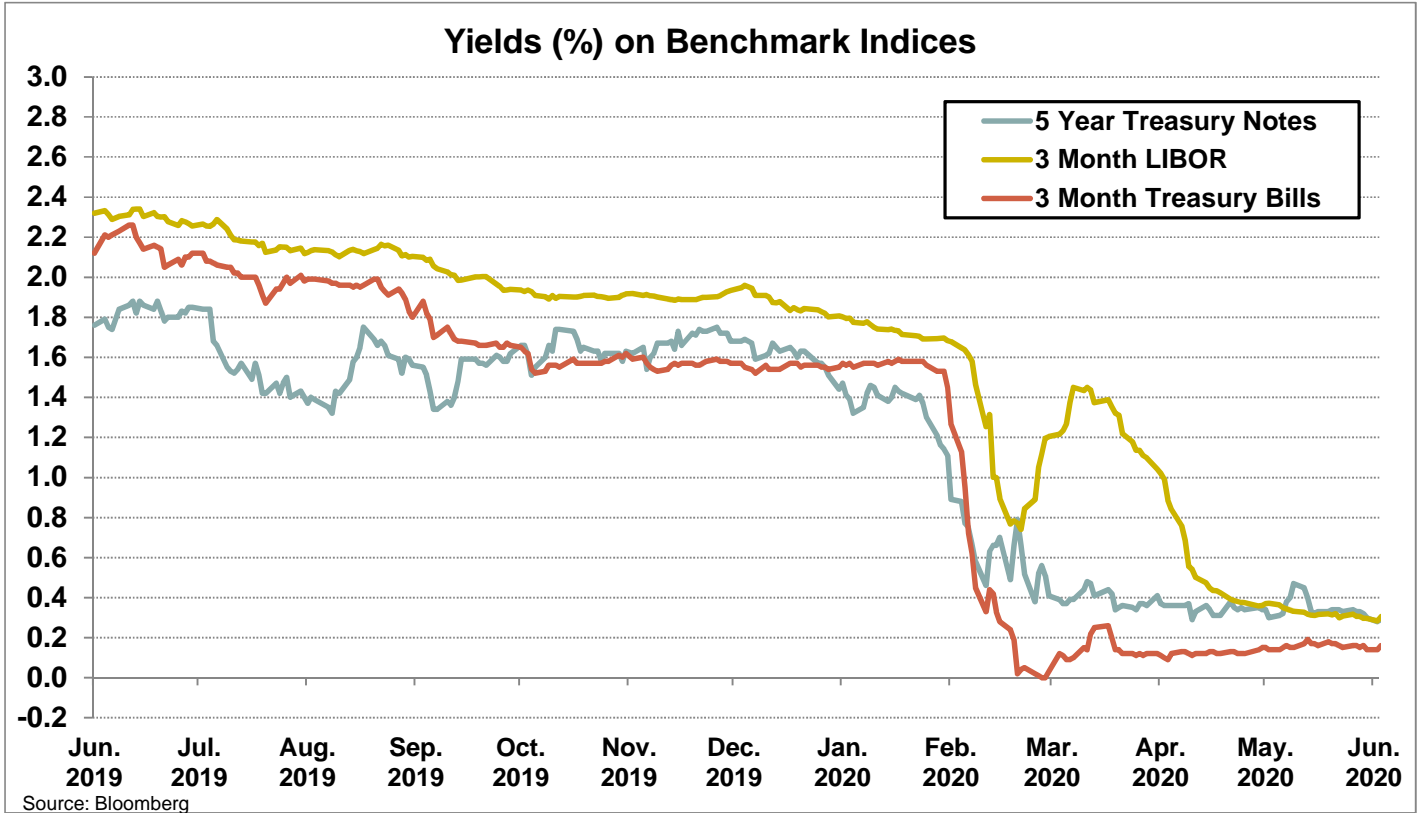


Portfolio Analysis

Pooled Fund



Yield Curves



Investment Inventory

Pooled Fund

As of June 30, 2020

Type of Investment	CUSIP	Issuer Name	Maturity		Coupon	Par Value	Book Value	Amortized		Market Value
			Settle Date	Date				Book Value	Market Value	
U.S. Treasuries	912796UB3	TREASURY BILL	5/18/2020	7/2/2020	0.00	\$ 50,000,000	\$ 49,994,375	\$ 49,999,875	\$ 50,000,000	
U.S. Treasuries	912796C1	TREASURY BILL	5/12/2020	7/7/2020	0.00	50,000,000	49,992,222	49,999,167	49,999,000	
U.S. Treasuries	9127963D9	TREASURY BILL	5/21/2020	7/14/2020	0.00	25,000,000	24,996,438	24,999,142	24,999,000	
U.S. Treasuries	912796SZ3	TREASURY BILL	1/13/2020	7/16/2020	0.00	50,000,000	49,610,601	49,968,427	49,997,500	
U.S. Treasuries	912796SZ3	TREASURY BILL	5/5/2020	7/16/2020	0.00	50,000,000	49,991,500	49,998,229	49,997,500	
U.S. Treasuries	9127963F4	TREASURY BILL	5/27/2020	7/21/2020	0.00	50,000,000	49,991,139	49,996,778	49,997,000	
U.S. Treasuries	9127963G2	TREASURY BILL	5/4/2020	7/28/2020	0.00	75,000,000	74,984,533	74,995,087	74,992,500	
U.S. Treasuries	9127963G2	TREASURY BILL	6/4/2020	7/28/2020	0.00	25,000,000	24,995,500	24,997,750	24,997,500	
U.S. Treasuries	9127963M9	TREASURY BILL	6/9/2020	8/4/2020	0.00	100,000,000	99,977,444	99,986,305	99,987,000	
U.S. Treasuries	912796WZ8	TREASURY BILL	6/22/2020	8/6/2020	0.00	50,000,000	49,991,625	49,993,300	49,994,000	
U.S. Treasuries	912796WZ8	TREASURY BILL	6/29/2020	8/6/2020	0.00	25,000,000	24,996,804	24,996,804	24,997,000	
U.S. Treasuries	9127963N7	TREASURY BILL	6/25/2020	8/11/2020	0.00	25,000,000	24,996,090	24,996,589	24,996,250	
U.S. Treasuries	9127963P2	TREASURY BILL	6/25/2020	8/18/2020	0.00	25,000,000	24,995,463	24,995,967	24,995,500	
U.S. Treasuries	9127963P2	TREASURY BILL	6/26/2020	8/18/2020	0.00	25,000,000	24,995,363	24,995,800	24,995,500	
U.S. Treasuries	912796XF1	TREASURY BILL	6/11/2020	8/20/2020	0.00	50,000,000	49,984,688	49,989,063	49,991,000	
U.S. Treasuries	9127963Q0	TREASURY BILL	6/24/2020	8/25/2020	0.00	25,000,000	24,994,833	24,995,417	24,994,750	
U.S. Treasuries	9127963Q0	TREASURY BILL	6/25/2020	8/25/2020	0.00	25,000,000	24,994,599	24,995,130	24,994,750	
U.S. Treasuries	912796XG9	TREASURY BILL	5/29/2020	8/27/2020	0.00	50,000,000	49,982,500	49,988,917	49,989,000	
U.S. Treasuries	912796XG9	TREASURY BILL	5/29/2020	8/27/2020	0.00	50,000,000	49,982,500	49,988,917	49,989,000	
U.S. Treasuries	9127963R8	TREASURY BILL	6/15/2020	9/1/2020	0.00	50,000,000	49,983,750	49,987,083	49,988,000	
U.S. Treasuries	9127963X5	TREASURY BILL	6/12/2020	9/8/2020	0.00	25,000,000	24,990,222	24,992,333	24,993,750	
U.S. Treasuries	9127963X5	TREASURY BILL	6/12/2020	9/8/2020	0.00	25,000,000	24,990,222	24,992,333	24,993,750	
U.S. Treasuries	912796TJ8	TREASURY BILL	6/15/2020	9/10/2020	0.00	50,000,000	49,981,090	49,984,567	49,986,500	
U.S. Treasuries	912796TJ8	TREASURY BILL	6/15/2020	9/10/2020	0.00	50,000,000	49,980,063	49,983,729	49,986,500	
U.S. Treasuries	9127963Y3	TREASURY BILL	5/28/2020	9/15/2020	0.00	100,000,000	99,953,021	99,967,542	99,970,000	
U.S. Treasuries	9127963Y3	TREASURY BILL	6/2/2020	9/15/2020	0.00	40,000,000	39,982,208	39,987,122	39,988,000	
U.S. Treasuries	9127962G3	TREASURY BILL	6/18/2020	9/17/2020	0.00	100,000,000	99,955,764	99,962,083	99,969,000	
U.S. Treasuries	9128285B2	US TREASURY	10/1/2019	9/30/2020	2.75	60,000,000	60,553,125	60,137,902	60,382,800	
U.S. Treasuries	9127962J7	TREASURY BILL	6/8/2020	10/1/2020	0.00	25,000,000	24,986,655	24,989,324	24,990,000	
U.S. Treasuries	9128282Z2	US TREASURY	11/20/2019	10/15/2020	1.63	50,000,000	50,000,000	50,000,000	50,207,500	
U.S. Treasuries	9127964J5	TREASURY BILL	5/28/2020	10/20/2020	0.00	50,000,000	49,969,540	49,976,682	49,977,000	
U.S. Treasuries	9127964J5	TREASURY BILL	6/8/2020	10/20/2020	0.00	50,000,000	49,969,292	49,974,563	49,977,000	
U.S. Treasuries	9127964J5	TREASURY BILL	6/11/2020	10/20/2020	0.00	30,000,000	29,980,678	29,983,628	29,986,200	
U.S. Treasuries	9127964K2	TREASURY BILL	5/28/2020	10/27/2020	0.00	50,000,000	49,965,694	49,973,368	49,977,000	
U.S. Treasuries	9127964Q9	TREASURY BILL	6/11/2020	11/3/2020	0.00	50,000,000	49,963,750	49,968,750	49,969,600	
U.S. Treasuries	9127964Q9	TREASURY BILL	6/15/2020	11/3/2020	0.00	50,000,000	49,966,066	49,969,917	49,969,600	
U.S. Treasuries	912796TP4	TREASURY BILL	6/9/2020	11/5/2020	0.00	50,000,000	49,963,733	49,969,088	49,972,000	
U.S. Treasuries	9127964R7	TREASURY BILL	6/12/2020	11/10/2020	0.00	55,000,000	54,960,782	54,965,717	54,964,800	
U.S. Treasuries	9127964S5	TREASURY BILL	6/16/2020	11/17/2020	0.00	50,000,000	49,961,500	49,965,250	49,966,200	
U.S. Treasuries	9127964S5	TREASURY BILL	6/16/2020	11/17/2020	0.00	50,000,000	49,961,286	49,965,057	49,966,200	
U.S. Treasuries	9127964T3	TREASURY BILL	6/25/2020	11/24/2020	0.00	25,000,000	24,983,375	24,984,031	24,984,750	
U.S. Treasuries	9127963J6	TREASURY BILL	6/15/2020	12/10/2020	0.00	25,000,000	24,978,739	24,980,650	24,982,000	
U.S. Treasuries	9127963J6	TREASURY BILL	6/15/2020	12/10/2020	0.00	25,000,000	24,978,739	24,980,650	24,982,000	
U.S. Treasuries	9127963J6	TREASURY BILL	6/15/2020	12/10/2020	0.00	50,000,000	49,955,500	49,959,500	49,964,000	
U.S. Treasuries	9128283L2	US TREASURY	11/18/2019	12/15/2020	1.88	50,000,000	50,128,906	50,054,777	50,386,500	
U.S. Treasuries	9128283L2	US TREASURY	11/26/2019	12/15/2020	1.88	50,000,000	50,119,141	50,051,679	50,386,500	
U.S. Treasuries	9127963K3	TREASURY BILL	6/19/2020	12/17/2020	0.00	50,000,000	49,959,149	49,961,858	49,964,500	
U.S. Treasuries	9127963L1	TREASURY BILL	6/29/2020	12/24/2020	0.00	25,000,000	24,979,913	24,980,139	24,979,825	
U.S. Treasuries	912828N48	US TREASURY	11/22/2019	12/31/2020	1.75	50,000,000	50,058,594	50,026,476	50,386,500	

Investment Inventory

Pooled Fund

Type of Investment	CUSIP	Issuer Name	Settle Date	Maturity		Coupon	Par Value	Book Value	Amortized	
				Date					Book Value	Market Value
U.S. Treasuries	9128283Q1	US TREASURY	3/4/2019	1/15/2021		2.00	50,000,000	49,486,328	49,851,088	50,488,500
U.S. Treasuries	9128283Q1	US TREASURY	11/18/2019	1/15/2021		2.00	50,000,000	50,210,938	50,098,504	50,488,500
U.S. Treasuries	9128283Q1	US TREASURY	11/22/2019	1/15/2021		2.00	50,000,000	50,208,984	50,098,521	50,488,500
U.S. Treasuries	9128283Q1	US TREASURY	12/3/2019	1/15/2021		2.00	50,000,000	50,175,781	50,085,097	50,488,500
U.S. Treasuries	9128284B3	US TREASURY	11/22/2019	3/15/2021		2.38	50,000,000	50,472,656	50,253,596	50,771,500
U.S. Treasuries	9128284B3	US TREASURY	12/6/2019	3/15/2021		2.38	50,000,000	50,449,219	50,248,278	50,771,500
U.S. Treasuries	912828C57	US TREASURY	4/15/2019	3/31/2021		2.25	50,000,000	49,863,281	49,947,871	50,777,500
U.S. Treasuries	9128284G2	US TREASURY	4/9/2019	4/15/2021		2.38	50,000,000	50,013,672	50,005,343	50,863,500
U.S. Treasuries	9128284G2	US TREASURY	12/9/2019	4/15/2021		2.38	50,000,000	50,462,891	50,270,411	50,863,500
U.S. Treasuries	9128284G2	US TREASURY	12/11/2019	4/15/2021		2.38	50,000,000	50,457,031	50,268,075	50,863,500
U.S. Treasuries	9128284T4	US TREASURY	11/26/2019	6/15/2021		2.63	50,000,000	50,732,422	50,450,821	51,168,000
U.S. Treasuries	9128284T4	US TREASURY	11/27/2019	6/15/2021		2.63	50,000,000	50,744,141	50,458,843	51,168,000
U.S. Treasuries	9128284T4	US TREASURY	12/11/2019	6/15/2021		2.63	50,000,000	50,697,266	50,440,844	51,168,000
U.S. Treasuries	9128284T4	US TREASURY	12/18/2019	6/15/2021		2.63	50,000,000	50,714,844	50,457,762	51,168,000
U.S. Treasuries	912828S27	US TREASURY	8/15/2017	6/30/2021		1.13	25,000,000	24,519,531	24,519,531	25,235,250
U.S. Treasuries	9128287A2	US TREASURY	11/8/2019	6/30/2021		1.63	50,000,000	49,933,594	49,959,714	50,726,500
U.S. Treasuries	9128287A2	US TREASURY	12/3/2019	6/30/2021		1.63	50,000,000	49,968,750	49,980,217	50,726,500
U.S. Treasuries	9128287A2	US TREASURY	12/9/2019	6/30/2021		1.63	50,000,000	49,978,516	49,986,256	50,726,500
U.S. Treasuries	912828Y20	US TREASURY	12/12/2019	7/15/2021		2.63	50,000,000	50,725,516	50,475,228	50,727,500
U.S. Treasuries	912828YC8	US TREASURY	12/9/2019	8/31/2021		1.50	50,000,000	49,865,234	49,909,017	50,763,500
U.S. Treasuries	912828T34	US TREASURY	12/11/2019	9/30/2021		1.13	50,000,000	49,498,047	49,652,670	50,594,000
U.S. Treasuries	912828T67	US TREASURY	11/10/2016	10/31/2021		1.25	50,000,000	49,574,219	49,885,817	50,717,000
U.S. Treasuries	912828U65	US TREASURY	12/13/2016	11/30/2021		1.75	100,000,000	99,312,500	99,803,951	102,231,000
U.S. Treasuries	912828U81	US TREASURY	11/22/2019	12/31/2021		2.00	50,000,000	50,402,344	50,286,343	51,363,500
U.S. Treasuries	912828XW5	US TREASURY	8/15/2017	6/30/2022		1.75	25,000,000	24,977,539	24,990,801	25,787,000
U.S. Treasuries	912828S35	US TREASURY	1/9/2020	6/30/2023		1.38	50,000,000	49,605,469	49,659,608	51,789,000
U.S. Treasuries	912828WE6	US TREASURY	12/17/2019	11/15/2023		2.75	50,000,000	51,960,938	51,690,605	54,285,000
Subtotals						0.92	\$ 3,585,000,000	\$ 3,589,623,360	\$ 3,588,644,145	\$ 3,613,850,975
Federal Agencies	3133EHQB2	FEDERAL FARM CREDIT BANK	7/6/2017	7/6/2020		1.55	\$ 25,000,000	\$ 24,989,961	\$ 24,999,954	\$ 25,009,250
Federal Agencies	313384ZA0	FED HOME LN DISCOUNT NT	5/11/2020	7/6/2020		0.00	24,300,000	24,296,220	24,299,663	24,299,514
Federal Agencies	313384ZD4	FED HOME LN DISCOUNT NT	5/20/2020	7/9/2020		0.00	25,000,000	24,996,701	24,999,472	24,999,250
Federal Agencies	313384ZD4	FED HOME LN DISCOUNT NT	5/19/2020	7/9/2020		0.00	25,000,000	24,996,635	24,999,472	24,999,250
Federal Agencies	313384ZH5	FED HOME LN DISCOUNT NT	5/21/2020	7/13/2020		0.00	25,000,000	24,996,503	24,999,208	24,999,000
Federal Agencies	313384ZK8	FED HOME LN DISCOUNT NT	1/31/2020	7/15/2020		0.00	50,000,000	49,640,333	49,969,667	49,997,500
Federal Agencies	313384ZQ5	FED HOME LN DISCOUNT NT	5/5/2020	7/20/2020		0.00	25,000,000	24,994,722	24,998,681	24,998,500
Federal Agencies	313384ZQ5	FED HOME LN DISCOUNT NT	5/5/2020	7/20/2020		0.00	25,000,000	24,994,722	24,998,681	24,998,500
Federal Agencies	3135G0T60	FANNIE MAE	8/1/2017	7/30/2020		1.50	50,000,000	49,848,500	49,995,984	50,055,500
Federal Agencies	313396D34	FREDDIE DISCOUNT	6/24/2020	8/24/2020		0.00	25,000,000	24,994,705	24,995,313	24,994,500
Federal Agencies	3130ABZE9	FEDERAL HOME LOAN BANK	8/28/2017	8/28/2020		1.65	6,700,000	6,699,330	6,699,965	6,715,008
Federal Agencies	3130ADT93	FEDERAL HOME LOAN BANK	3/14/2018	9/14/2020		2.40	25,000,000	24,984,458	24,998,726	25,113,750
Federal Agencies	3133EJ3N7	FEDERAL FARM CREDIT BANK	12/21/2018	9/21/2020		2.77	25,000,000	24,990,750	24,998,815	25,159,500
Federal Agencies	313384H36	FED HOME LN DISCOUNT NT	6/26/2020	9/25/2020		0.00	22,500,000	22,491,753	22,492,206	22,492,575
Federal Agencies	3130ACE26	FEDERAL HOME LOAN BANK	9/8/2017	9/28/2020		1.38	30,000,000	29,903,700	29,992,320	30,087,900
Federal Agencies	3130ACE26	FEDERAL HOME LOAN BANK	9/8/2017	9/28/2020		1.38	18,000,000	17,942,220	17,995,392	18,052,740
Federal Agencies	3130ACK52	FEDERAL HOME LOAN BANK	3/12/2018	10/5/2020		1.70	25,530,000	25,035,101	25,479,349	25,629,312
Federal Agencies	313384K65	FED HOME LN DISCOUNT NT	6/8/2020	10/14/2020		0.00	25,000,000	24,985,333	24,987,969	24,989,000
Federal Agencies	313384K65	FED HOME LN DISCOUNT NT	6/8/2020	10/14/2020		0.00	25,000,000	24,985,333	24,987,969	24,989,000
Federal Agencies	3133EKR57	FEDERAL FARM CREDIT BANK	9/25/2019	10/20/2020		0.23	112,500,000	112,450,838	112,486,043	112,521,375
Federal Agencies	3130AHDF7	FEDERAL HOME LOAN BANK	2/12/2020	10/21/2020		1.63	50,000,000	50,019,700	50,008,756	50,218,000

Investment Inventory

Pooled Fund

Type of Investment	CUSIP	Issuer Name	Settle Date	Maturity		Coupon	Par Value	Book Value	Amortized	
				Date					Book Value	Market Value
Federal Agencies	3132X0KR1	FARMER MAC	11/2/2016	11/2/2020		0.38	25,000,000	25,000,000	25,000,000	25,018,000
Federal Agencies	3133EJT90	FEDERAL FARM CREDIT BANK	11/16/2018	11/16/2020		2.95	50,000,000	49,947,835	49,990,152	50,523,500
Federal Agencies	3137EAEK1	FREDDIE MAC	11/15/2017	11/17/2020		1.88	50,000,000	49,952,000	49,993,924	50,321,500
Federal Agencies	3134GBX56	FREDDIE MAC	11/24/2017	11/24/2020		2.25	60,000,000	60,223,200	60,029,733	60,480,000
Federal Agencies	3134GBLR1	FREDDIE MAC	5/25/2017	11/25/2020		1.75	24,715,000	24,712,529	24,714,716	24,856,617
Federal Agencies	3133EHW58	FEDERAL FARM CREDIT BANK	11/27/2017	11/27/2020		1.90	25,000,000	24,992,629	24,998,998	25,178,250
Federal Agencies	3133EHW58	FEDERAL FARM CREDIT BANK	11/27/2017	11/27/2020		1.90	25,000,000	24,992,629	24,998,998	25,178,250
Federal Agencies	3130A3UQ5	FEDERAL HOME LOAN BANK	12/13/2017	12/11/2020		1.88	10,000,000	9,957,600	9,993,683	10,076,900
Federal Agencies	3132X0ZY0	FARMER MAC	12/15/2017	12/15/2020		2.05	12,750,000	12,741,458	12,748,698	12,859,140
Federal Agencies	313384T74	FED HOME LN DISCOUNT NT	6/19/2020	12/18/2020		0.00	25,000,000	24,978,514	24,979,931	24,978,750
Federal Agencies	313384T74	FED HOME LN DISCOUNT NT	6/19/2020	12/18/2020		0.00	25,000,000	24,978,514	24,979,931	24,978,750
Federal Agencies	3133EGX75	FEDERAL FARM CREDIT BANK	12/21/2016	12/21/2020		0.38	50,000,000	50,000,000	50,000,000	50,039,000
Federal Agencies	3133EFTX5	FEDERAL FARM CREDIT BANK	12/24/2015	12/24/2020		0.51	100,000,000	100,000,000	100,000,000	100,178,000
Federal Agencies	3133EJ4Q9	FEDERAL FARM CREDIT BANK	1/11/2019	1/11/2021		2.55	100,000,000	99,934,000	99,982,484	101,136,000
Federal Agencies	3133EJCE7	FEDERAL FARM CREDIT BANK	4/16/2018	2/12/2021		2.35	50,000,000	49,673,710	49,628,614	50,651,000
Federal Agencies	3137EAE9	FREDDIE MAC	2/16/2018	2/16/2021		2.38	22,000,000	21,941,920	21,987,812	22,294,800
Federal Agencies	3133EKCS3	FEDERAL FARM CREDIT BANK	3/11/2019	3/11/2021		2.55	50,000,000	49,975,000	49,991,347	50,797,500
Federal Agencies	3133EKCS3	FEDERAL FARM CREDIT BANK	3/11/2019	3/11/2021		2.55	50,000,000	49,975,000	49,991,347	50,797,500
Federal Agencies	3133EKR99	FEDERAL FARM CREDIT BANK	10/3/2019	3/25/2021		0.29	90,000,000	89,982,000	89,991,083	90,069,300
Federal Agencies	3132X0Q53	FARMER MAC	3/29/2018	3/29/2021		2.60	20,450,000	20,427,710	20,444,488	20,821,168
Federal Agencies	3132X0Q53	FARMER MAC	3/29/2018	3/29/2021		2.60	6,350,000	6,343,079	6,348,289	6,465,253
Federal Agencies	3133EKFP6	FEDERAL FARM CREDIT BANK	4/5/2019	4/5/2021		2.23	25,000,000	24,916,500	24,968,245	25,391,250
Federal Agencies	3133EKFP6	FEDERAL FARM CREDIT BANK	4/5/2019	4/5/2021		2.23	25,000,000	24,917,500	24,968,625	25,391,250
Federal Agencies	3133EJNS4	FEDERAL FARM CREDIT BANK	5/22/2018	5/10/2021		2.70	17,700,000	17,653,095	17,686,456	18,074,709
Federal Agencies	3135G0U35	FANNIE MAE	6/25/2018	6/22/2021		2.75	25,000,000	24,994,250	24,998,127	25,621,250
Federal Agencies	3135G0Q89	FANNIE MAE	10/21/2016	10/7/2021		1.38	25,000,000	25,000,000	25,000,000	25,374,500
Federal Agencies	3133EJK24	FEDERAL FARM CREDIT BANK	10/19/2018	10/19/2021		3.00	25,000,000	24,980,900	24,991,722	25,911,250
Federal Agencies	3133EGZJ7	FEDERAL FARM CREDIT BANK	10/25/2016	10/25/2021		1.38	14,500,000	14,500,000	14,500,000	14,724,750
Federal Agencies	3133EGZJ7	FEDERAL FARM CREDIT BANK	10/25/2016	10/25/2021		1.38	15,000,000	15,000,000	15,000,000	15,232,500
Federal Agencies	3133ELWS9	FEDERAL FARM CREDIT BANK	4/15/2020	10/25/2021		0.40	50,000,000	49,992,387	49,993,438	50,133,000
Federal Agencies	3133ELWS9	FEDERAL FARM CREDIT BANK	4/15/2020	10/25/2021		0.40	50,000,000	49,992,387	49,993,438	50,133,000
Federal Agencies	3133EJNT4	FEDERAL FARM CREDIT BANK	11/15/2018	11/15/2021		3.05	50,000,000	49,950,000	49,977,099	51,954,500
Federal Agencies	3130AHJY0	FEDERAL HOME LOAN BANK	11/8/2019	11/19/2021		1.63	17,000,000	16,970,930	16,980,176	17,335,070
Federal Agencies	3130AHJY0	FEDERAL HOME LOAN BANK	11/8/2019	11/19/2021		1.63	50,000,000	49,914,500	49,941,694	50,985,500
Federal Agencies	3130AHJY0	FEDERAL HOME LOAN BANK	11/8/2019	11/19/2021		1.63	25,000,000	24,957,250	24,970,847	25,492,750
Federal Agencies	3130AHJY0	FEDERAL HOME LOAN BANK	11/8/2019	11/19/2021		1.63	25,000,000	24,957,250	24,970,847	25,492,750
Federal Agencies	3130AHJY0	FEDERAL HOME LOAN BANK	11/8/2019	11/19/2021		1.63	45,000,000	44,923,050	44,947,525	45,886,950
Federal Agencies	3133EJ3B3	FEDERAL FARM CREDIT BANK	12/17/2018	12/17/2021		2.80	25,000,000	24,974,250	24,987,454	25,946,750
Federal Agencies	3133EJ3B3	FEDERAL FARM CREDIT BANK	12/17/2018	12/17/2021		2.80	25,000,000	24,974,250	24,987,454	25,946,750
Federal Agencies	3133EJ3B3	FEDERAL FARM CREDIT BANK	12/17/2018	12/17/2021		2.80	25,000,000	24,964,250	24,982,582	25,946,750
Federal Agencies	3133EJ3B3	FEDERAL FARM CREDIT BANK	3/19/2020	12/17/2021		2.80	19,000,000	19,677,730	19,567,254	19,719,530
Federal Agencies	3130AHSR5	FEDERAL HOME LOAN BANK	12/20/2019	12/20/2021		1.63	22,500,000	22,475,700	22,482,149	22,955,850
Federal Agencies	3133ELTN4	FEDERAL FARM CREDIT BANK	3/18/2020	1/18/2022		0.53	50,000,000	49,886,500	49,904,261	50,245,000
Federal Agencies	3133ELTN4	FEDERAL FARM CREDIT BANK	3/23/2020	1/18/2022		0.53	63,450,000	63,294,142	63,313,575	63,760,905
Federal Agencies	3133ELKN3	FEDERAL FARM CREDIT BANK	1/28/2020	1/28/2022		1.55	100,000,000	99,992,000	99,993,696	102,079,000
Federal Agencies	3133EKAK7	FEDERAL FARM CREDIT BANK	2/19/2019	2/14/2022		2.53	20,700,000	20,682,612	20,690,549	21,474,387
Federal Agencies	3133EKBV7	FEDERAL FARM CREDIT BANK	3/1/2019	3/1/2022		2.55	10,000,000	9,997,186	9,998,439	10,387,900
Federal Agencies	313378WG2	FEDERAL HOME LOAN BANK	4/5/2019	3/11/2022		2.50	40,000,000	40,158,360	40,091,379	41,542,800
Federal Agencies	313378WG2	FEDERAL HOME LOAN BANK	4/5/2019	3/11/2022		2.50	17,780,000	17,848,986	17,819,807	18,465,775
Federal Agencies	3133EKDC7	FEDERAL FARM CREDIT BANK	4/8/2019	3/14/2022		2.47	26,145,000	26,226,050	26,191,995	27,144,262

Investment Inventory

Pooled Fund

Type of Investment	CUSIP	Issuer Name	Settle Date	Maturity		Coupon	Par Value	Book Value	Amortized		
				Date					Book Value	Market Value	
Federal Agencies	3133EKDC7	FEDERAL FARM CREDIT BANK	4/8/2019	3/14/2022		2.47	45,500,000	45,634,680	45,578,092	47,239,010	
Federal Agencies	3133ELUQ5	FEDERAL FARM CREDIT BANK	3/25/2020	3/25/2022		0.70	25,000,000	24,999,000	24,999,134	25,205,500	
Federal Agencies	3133ELUQ5	FEDERAL FARM CREDIT BANK	3/25/2020	3/25/2022		0.70	25,000,000	24,993,000	24,993,940	25,205,500	
Federal Agencies	3133ELUQ5	FEDERAL FARM CREDIT BANK	3/25/2020	3/25/2022		0.70	25,000,000	24,996,000	24,996,537	25,205,500	
Federal Agencies	3133ELUQ5	FEDERAL FARM CREDIT BANK	3/25/2020	3/25/2022		0.70	25,000,000	24,983,250	24,985,499	25,205,500	
Federal Agencies	3135G0T45	FANNIE MAE	6/6/2017	4/5/2022		1.88	25,000,000	25,072,250	25,026,336	25,737,750	
Federal Agencies	3134GVJB5	FREDDIE MAC	4/6/2020	4/6/2022		1.20	25,000,000	25,000,000	25,000,000	25,004,000	
Federal Agencies	3134GVJB5	FREDDIE MAC	4/6/2020	4/6/2022		1.20	25,000,000	25,000,000	25,000,000	25,004,000	
Federal Agencies	3134GVJB5	FREDDIE MAC	4/6/2020	4/6/2022		1.20	25,000,000	25,000,000	25,000,000	25,004,000	
Federal Agencies	3134GVJB5	FREDDIE MAC	4/6/2020	4/6/2022		1.20	25,000,000	25,000,000	25,000,000	25,004,000	
Federal Agencies	3135G0V59	FANNIE MAE	4/12/2019	4/12/2022		2.25	50,000,000	49,836,000	49,902,737	51,828,500	
Federal Agencies	3135G0V59	FANNIE MAE	4/12/2019	4/12/2022		2.25	25,000,000	24,918,000	24,951,369	25,914,250	
Federal Agencies	3135G0V59	FANNIE MAE	4/12/2019	4/12/2022		2.25	50,000,000	49,836,000	49,902,737	51,828,500	
Federal Agencies	3133EKHB5	FEDERAL FARM CREDIT BANK	4/18/2019	4/18/2022		2.35	50,000,000	49,969,500	49,981,745	51,886,000	
Federal Agencies	3133EKLR5	FEDERAL FARM CREDIT BANK	5/16/2019	5/16/2022		2.25	35,000,000	34,928,950	34,955,659	36,004,300	
Federal Agencies	3133EKLR5	FEDERAL FARM CREDIT BANK	5/16/2019	5/16/2022		2.25	25,000,000	24,949,250	24,968,328	25,934,500	
Federal Agencies	3133EHL7	FEDERAL FARM CREDIT BANK	6/6/2017	6/2/2022		1.88	50,000,000	50,059,250	50,022,796	51,552,000	
Federal Agencies	3133EHL7	FEDERAL FARM CREDIT BANK	6/9/2017	6/2/2022		1.88	50,000,000	49,997,500	49,999,037	51,552,000	
Federal Agencies	3133ELDK7	FEDERAL FARM CREDIT BANK	12/16/2019	6/15/2022		1.63	25,000,000	24,998,676	24,998,963	25,670,000	
Federal Agencies	3133ELDK7	FEDERAL FARM CREDIT BANK	12/16/2019	6/15/2022		1.63	20,000,000	19,998,940	19,999,170	20,536,000	
Federal Agencies	3133ELDK7	FEDERAL FARM CREDIT BANK	12/16/2019	6/15/2022		1.63	25,000,000	24,998,676	24,998,963	25,670,000	
Federal Agencies	3133EHZP1	FEDERAL FARM CREDIT BANK	3/18/2020	9/20/2022		1.85	25,000,000	25,718,750	25,636,361	25,874,250	
Federal Agencies	3133ELV5	FEDERAL FARM CREDIT BANK	4/3/2020	10/3/2022		0.70	40,000,000	39,990,000	39,990,975	40,386,000	
Federal Agencies	3133ELJH8	FEDERAL FARM CREDIT BANK	3/25/2020	1/23/2023		1.60	10,140,000	10,412,082	10,361,002	10,489,627	
Federal Agencies	3134GVHA9	FREDDIE MAC	3/30/2020	3/30/2023		1.00	25,000,000	25,000,000	25,000,000	25,025,750	
Federal Agencies	3134GVHA9	FREDDIE MAC	3/30/2020	3/30/2023		1.00	25,000,000	25,000,000	25,000,000	25,025,750	
Federal Agencies	3134GVHA9	FREDDIE MAC	3/30/2020	3/30/2023		1.00	25,000,000	25,000,000	25,000,000	25,025,750	
Federal Agencies	3134GVHA9	FREDDIE MAC	3/30/2020	3/30/2023		1.00	25,000,000	25,000,000	25,000,000	25,025,750	
Federal Agencies	3133ELNE0	FEDERAL FARM CREDIT BANK	3/18/2020	2/14/2024		1.43	20,495,000	20,978,283	20,917,104	21,300,454	
Federal Agencies	3133ELCP7	FEDERAL FARM CREDIT BANK	12/3/2019	12/3/2024		1.63	25,000,000	24,960,000	24,964,620	26,309,000	
Federal Agencies	3130AHWB5	FEDERAL HOME LOAN BANK	1/23/2020	1/21/2025		2.00	100,000,000	100,011,111	100,000,000	100,100,000	
Federal Agencies	3135G0X57	FANNIE MAE	1/24/2020	1/24/2025		2.00	38,780,000	38,780,000	38,780,000	38,812,187	
Federal Agencies	3137EAEP0	FREDDIE MAC	2/14/2020	2/12/2025		1.50	15,000,000	14,988,450	14,989,323	15,717,150	
Federal Agencies	3137EAEP0	FREDDIE MAC	2/14/2020	2/12/2025		1.50	5,000,000	4,996,150	4,996,441	5,239,050	
Federal Agencies	3137EAEP0	FREDDIE MAC	2/14/2020	2/12/2025		1.50	5,000,000	4,996,150	4,996,441	5,239,050	
Federal Agencies	3137EAEP0	FREDDIE MAC	2/14/2020	2/12/2025		1.50	5,000,000	4,996,150	4,996,441	5,239,050	
Federal Agencies	3137EAEP0	FREDDIE MAC	2/14/2020	2/12/2025		1.50	50,000,000	49,961,500	49,964,411	52,390,500	
Federal Agencies	3133ELQY3	FEDERAL FARM CREDIT BANK	3/23/2020	3/3/2025		1.21	24,000,000	23,980,373	23,966,220	24,834,720	
Federal Agencies	3133ELQY3	FEDERAL FARM CREDIT BANK	3/23/2020	3/3/2025		1.21	16,000,000	16,001,476	15,991,234	16,556,480	
Subtotals							1.50	\$ 3,619,485,000	\$ 3,618,678,255	\$ 3,620,188,275	\$ 3,672,854,066
State/Local Agencies	13063DGA0	CALIFORNIA ST	4/25/2018	4/1/2021		2.80	\$ 33,000,000	\$ 33,001,320	\$ 33,000,337	\$ 33,552,090	
State/Local Agencies	13066YTY5	CALIFORNIA ST DEPT OF WTR RES	2/6/2017	5/1/2021		1.71	21,967,414	21,595,725	21,894,279	22,187,088	
State/Local Agencies	91412GF59	UNIV OF CALIFORNIA CA REVENUE	8/9/2016	5/15/2021		1.91	1,769,000	1,810,695	1,783,620	1,783,329	
Subtotals						2.35	\$ 56,736,414	\$ 56,407,741	\$ 56,671,237	\$ 57,522,507	
Public Time Deposits	PPEQ54334	BRIDGE BANK	3/24/2020	9/21/2020		0.06	\$ 10,000,000	\$ 10,000,000	\$ 10,000,000	\$ 10,000,000	
Public Time Deposits	PP9U66BY8	BANK OF SAN FRANCISCO	3/25/2020	9/21/2020		0.35	10,000,000	10,000,000	10,000,000	10,000,000	
Public Time Deposits	PPE504BU6	SAN FRANCISCO CREDIT UNION	6/4/2020	12/1/2020		0.20	10,000,000	10,000,000	10,000,000	10,000,000	
Public Time Deposits	PPE505CM0	BANK OF SAN FRANCISCO	6/8/2020	12/7/2020		0.20	5,000,000	5,000,000	5,000,000	5,000,000	

Investment Inventory

Pooled Fund

Type of Investment	CUSIP	Issuer Name	Maturity		Coupon	Par Value	Book Value	Amortized	
			Settle Date	Date				Book Value	Market Value
Public Time Deposits	PPE808900	BRIDGE BANK	6/23/2020	12/23/2020	0.22	10,000,000	10,000,000	10,000,000	10,000,000
Subtotals					0.21	\$ 45,000,000	\$ 45,000,000	\$ 45,000,000	\$ 45,000,000
Negotiable CDs	89114NA54	TORONTO DOMINION BANK NY	11/6/2019	7/1/2020	1.86	\$ 50,000,000	\$ 50,000,000	\$ 50,000,000	\$ 50,002,457
Negotiable CDs	06417MFP5	BANK OF NOVA SCOTIA HOUS	12/5/2019	7/1/2020	1.85	50,000,000	50,000,000	50,000,000	50,002,443
Negotiable CDs	65602VZK5	NORINCHUKIN BANK NY	2/27/2020	7/1/2020	1.59	100,000,000	100,000,000	100,000,000	100,004,165
Negotiable CDs	96121T4A3	WESTPAC BANKING CORP NY	11/12/2019	8/3/2020	2.05	28,790,000	28,827,427	28,794,661	28,787,625
Negotiable CDs	06367BAC3	BANK OF MONTREAL CHICAGO	11/25/2019	9/2/2020	0.43	50,000,000	50,000,000	50,000,000	50,030,570
Negotiable CDs	06367BJM2	BANK OF MONTREAL CHICAGO	3/11/2020	9/14/2020	1.01	100,000,000	100,000,000	100,000,000	100,194,126
Negotiable CDs	89114N5H4	TORONTO DOMINION BANK NY	9/25/2019	9/24/2020	0.48	100,000,000	100,000,000	100,000,000	100,094,287
Negotiable CDs	89114N5M3	TORONTO DOMINION BANK NY	9/27/2019	9/28/2020	0.51	50,000,000	50,000,000	50,000,000	50,051,711
Negotiable CDs	06417MCW3	BANK OF NOVA SCOTIA HOUS	9/27/2019	9/28/2020	0.51	50,000,000	50,000,000	50,000,000	50,051,180
Negotiable CDs	89114N6E0	TORONTO DOMINION BANK NY	10/1/2019	10/9/2020	0.51	50,000,000	50,000,000	50,000,000	50,046,294
Negotiable CDs	06417MDE2	BANK OF NOVA SCOTIA HOUS	10/3/2019	10/9/2020	0.51	50,000,000	50,000,000	50,000,000	50,046,294
Negotiable CDs	06370R6W4	BANK OF MONTREAL CHICAGO	11/13/2019	10/26/2020	0.44	50,000,000	50,000,000	50,000,000	50,042,513
Negotiable CDs	96130ADY1	WESTPAC BANKING CORP NY	10/30/2019	10/28/2020	0.46	50,000,000	50,000,000	50,000,000	50,047,254
Negotiable CDs	78012URS6	ROYAL BANK OF CANADA NY	12/3/2019	12/3/2020	0.45	35,000,000	35,000,000	35,000,000	35,040,487
Negotiable CDs	06367BBD0	BANK OF MONTREAL CHICAGO	12/3/2019	12/4/2020	1.85	50,000,000	50,000,000	50,000,000	50,363,444
Negotiable CDs	96130AEP9	WESTPAC BANKING CORP NY	12/6/2019	12/9/2020	0.46	50,000,000	50,000,000	50,000,000	50,063,605
Negotiable CDs	96130AET1	WESTPAC BANKING CORP NY	12/13/2019	12/14/2020	1.86	75,000,000	75,000,000	75,000,000	75,583,366
Negotiable CDs	89114NFY6	TORONTO DOMINION BANK NY	1/23/2020	1/6/2021	1.73	70,000,000	70,000,000	70,000,000	70,537,860
Negotiable CDs	06367BFR5	BANK OF MONTREAL CHICAGO	1/29/2020	1/28/2021	0.94	50,000,000	50,000,000	50,000,000	50,196,198
Negotiable CDs	06367BJF7	BANK OF MONTREAL CHICAGO	3/10/2020	3/1/2021	0.55	100,000,000	100,000,000	100,000,000	100,191,363
Negotiable CDs	78012UTJ4	ROYAL BANK OF CANADA NY	3/12/2020	3/15/2021	0.93	100,000,000	100,000,000	100,000,000	100,475,887
Subtotals					1.00	\$ 1,308,790,000	\$ 1,308,827,427	\$ 1,308,794,661	\$ 1,311,853,128
Commercial Paper	62479LG17	MUFG BANK LTD NY	10/21/2019	7/1/2020	0.00	\$ 75,000,000	\$ 73,984,000	\$ 75,000,000	\$ 75,000,000
Commercial Paper	62479LG17	MUFG BANK LTD NY	10/25/2019	7/1/2020	0.00	60,000,000	59,195,833	60,000,000	60,000,000
Commercial Paper	89233GG18	TOYOTA MOTOR CREDIT CORP	11/6/2019	7/1/2020	0.00	50,000,000	49,381,861	50,000,000	50,000,000
Commercial Paper	89233GG18	TOYOTA MOTOR CREDIT CORP	12/9/2019	7/1/2020	0.00	50,000,000	49,470,417	50,000,000	50,000,000
Commercial Paper	89233GGN0	TOYOTA MOTOR CREDIT CORP	2/25/2020	7/22/2020	0.00	50,000,000	49,677,278	49,954,208	49,996,500
Commercial Paper	62479LGQ2	MUFG BANK LTD NY	2/27/2020	7/24/2020	0.00	60,000,000	59,630,000	59,942,500	59,995,400
Commercial Paper	62479LH57	MUFG BANK LTD NY	1/29/2020	8/5/2020	0.00	50,000,000	49,553,750	49,917,361	49,994,167
Commercial Paper	46640PH63	JP MORGAN SECURITIES LLC	2/3/2020	8/6/2020	0.00	25,000,000	24,789,306	24,959,000	24,997,000
Commercial Paper	89233GHH2	TOYOTA MOTOR CREDIT CORP	12/6/2019	8/17/2020	0.00	50,000,000	49,358,958	49,881,847	49,992,167
Commercial Paper	46640PHH9	JP MORGAN SECURITIES LLC	2/3/2020	8/17/2020	0.00	25,000,000	24,776,778	24,946,472	24,996,083
Commercial Paper	89233GHK5	TOYOTA MOTOR CREDIT CORP	2/14/2020	8/19/2020	0.00	50,000,000	49,576,653	49,889,069	49,991,834
Commercial Paper	62479LHR9	MUFG BANK LTD NY	12/10/2019	8/25/2020	0.00	45,000,000	44,394,588	44,871,438	44,991,750
Subtotals					0.00	\$ 590,000,000	\$ 583,789,421	\$ 589,361,896	\$ 589,954,900
Medium Term Notes	89236TFQ3	TOYOTA MOTOR CREDIT CORP	1/8/2019	1/8/2021	3.05	\$ 5,000,000	\$ 4,997,000	\$ 4,999,216	\$ 5,070,900
Subtotals					3.05	\$ 5,000,000	\$ 4,997,000	\$ 4,999,216	\$ 5,070,900
Money Market Funds	61747C707	MORGAN STANLEY INST GOVT FUND	6/30/2020	7/1/2020	0.06	\$ 11,383,584	\$ 11,383,584	\$ 11,383,584	\$ 11,383,584
Money Market Funds	09248U718	BLACKROCK LIQ INST GOV FUND	6/30/2020	7/1/2020	0.10	10,542,536	10,542,536	10,542,536	10,542,536
Money Market Funds	31607A703	FIDELITY INST GOV FUND	6/30/2020	7/1/2020	0.11	979,199,201	979,199,201	979,199,201	979,199,201
Money Market Funds	608919718	FEDERATED GOVERNMENT OBL-PF	6/30/2020	7/1/2020	0.12	1,300,789,105	1,300,789,105	1,300,789,105	1,300,789,105
Money Market Funds	262006208	DREYFUS GOVERN CASH MGMT-I	6/30/2020	7/1/2020	0.10	10,601,812	10,601,812	10,601,812	10,601,812
Subtotals					0.12	\$ 2,312,516,239	\$ 2,312,516,239	\$ 2,312,516,239	\$ 2,312,516,239

Investment Inventory Pooled Fund

Type of Investment	CUSIP	Issuer Name	Settle Date	Maturity		Coupon	Par Value	Book Value	Amortized	
				Date					Book Value	Market Value
Supranationals	459052YV2	INTL BK RECON & DEVELOP DISC	1/7/2020	7/1/2020		0.00	\$ 100,000,000	\$ 99,227,556	\$ 100,000,000	\$ 100,000,000
Supranationals	459052YV2	INTL BK RECON & DEVELOP DISC	4/8/2020	7/1/2020		0.00	50,000,000	49,970,833	50,000,000	50,000,000
Supranationals	45818KZA3	INTER-AMERICAN DEVELOP DISCO	3/20/2020	7/6/2020		0.00	25,000,000	24,947,500	24,997,569	24,999,500
Supranationals	459058GA5	INTL BK RECON & DEVELOP	8/29/2017	9/4/2020		1.63	50,000,000	49,989,500	49,999,381	50,117,500
Supranationals	45905UQ80	INTL BK RECON & DEVELOP	11/9/2017	11/9/2020		1.95	50,000,000	49,965,000	49,995,817	50,307,500
Supranationals	45905UQ80	INTL BK RECON & DEVELOP	12/20/2017	11/9/2020		1.95	50,000,000	49,718,500	49,965,046	50,307,500
Supranationals	45950KCM0	INTERNATIONAL FINANCE CORP	1/25/2018	1/25/2021		2.25	50,000,000	49,853,000	49,972,102	50,542,500
Supranationals	4581X0DB1	INTER-AMERICAN DEVEL BK	4/19/2018	4/19/2021		2.63	45,000,000	44,901,000	44,973,624	45,842,400
Supranationals	4581X0DB1	INTER-AMERICAN DEVEL BK	5/16/2018	4/19/2021		2.63	50,000,000	49,693,972	49,916,408	50,936,000
Supranationals	45950KCJ7	INTERNATIONAL FINANCE CORP	5/23/2018	7/20/2021		1.13	12,135,000	11,496,942	11,922,683	12,234,628
Supranationals	459058GH0	INTL BK RECON & DEVELOP	7/25/2018	7/23/2021		2.75	50,000,000	49,883,000	49,958,612	51,328,500
Supranationals	459058HV8	INTL BK RECON & DEVELOP	1/28/2020	1/28/2025		2.05	25,000,000	25,000,000	25,000,000	25,190,500
Supranationals	459058HV8	INTL BK RECON & DEVELOP	1/28/2020	1/28/2025		2.05	25,000,000	25,000,000	25,000,000	25,190,500
Supranationals	459058HV8	INTL BK RECON & DEVELOP	1/28/2020	1/28/2025		2.05	50,000,000	50,000,000	50,000,000	50,381,000
Subtotals						1.58	\$ 632,135,000	\$ 629,646,802	\$ 631,701,241	\$ 637,378,028
Grand Totals						0.95	\$ 12,154,662,653	\$ 12,149,486,244	\$ 12,157,876,908	\$ 12,246,000,743

Monthly Investment Earnings

Pooled Fund

For month ended June 30, 2020

Type of Investment	CUSIP	Issuer Name	Par Value	Coupon	YTM ¹	Settle Date	Maturity		Earned Interest	Amort.	Realized	Earned Income
							Date	Expense		Gain/(Loss)	/Net Earnings	
U.S. Treasuries	9127962P3	TREASURY BILL	\$ -	0.00	0.05	5/28/20	6/2/20	\$ -	\$ 132	\$ -	\$ 132	
U.S. Treasuries	912796TX7	TREASURY BILL	-	0.00	0.05	5/21/20	6/4/20	-	104	-	104	
U.S. Treasuries	912796TX7	TREASURY BILL	-	0.00	0.05	5/22/20	6/4/20	-	94	-	94	
U.S. Treasuries	9127962U2	TREASURY BILL	-	0.00	0.08	5/20/20	6/9/20	-	428	-	428	
U.S. Treasuries	9127962U2	TREASURY BILL	-	0.00	0.07	5/22/20	6/9/20	-	394	-	394	
U.S. Treasuries	9127962U2	TREASURY BILL	-	0.00	0.04	5/22/20	6/9/20	-	356	-	356	
U.S. Treasuries	9127962U2	TREASURY BILL	-	0.00	0.07	5/28/20	6/9/20	-	750	-	750	
U.S. Treasuries	912828XU9	US TREASURY	-	1.50	1.51	6/20/17	6/15/20	28,689	226	-	28,914	
U.S. Treasuries	912828XU9	US TREASURY	-	1.50	2.67	12/20/18	6/15/20	57,377	43,508	-	100,885	
U.S. Treasuries	912828XU9	US TREASURY	-	1.50	2.39	4/3/19	6/15/20	28,689	16,630	-	45,319	
U.S. Treasuries	9127962V0	TREASURY BILL	-	0.00	0.09	5/20/20	6/16/20	-	917	-	917	
U.S. Treasuries	9127962X6	TREASURY BILL	-	0.00	0.09	5/11/20	6/30/20	-	3,524	-	3,524	
U.S. Treasuries	9127962X6	TREASURY BILL	-	0.00	0.12	6/4/20	6/30/20	-	4,153	-	4,153	
U.S. Treasuries	912828XY1	US TREASURY	-	2.50	2.38	4/3/19	6/30/20	99,588	(4,491)	-	95,097	
U.S. Treasuries	912796UB3	TREASURY BILL	50,000,000	0.00	0.09	5/18/20	7/2/20	-	3,750	-	3,750	
U.S. Treasuries	9127963C1	TREASURY BILL	50,000,000	0.00	0.10	5/12/20	7/7/20	-	4,167	-	4,167	
U.S. Treasuries	9127963D9	TREASURY BILL	25,000,000	0.00	0.10	5/21/20	7/14/20	-	1,979	-	1,979	
U.S. Treasuries	912796SZ3	TREASURY BILL	50,000,000	0.00	1.53	1/13/20	7/16/20	-	63,146	-	63,146	
U.S. Treasuries	912796SZ3	TREASURY BILL	50,000,000	0.00	0.09	5/5/20	7/16/20	-	3,542	-	3,542	
U.S. Treasuries	9127963F4	TREASURY BILL	50,000,000	0.00	0.12	5/27/20	7/21/20	-	4,833	-	4,833	
U.S. Treasuries	9127963G2	TREASURY BILL	25,000,000	0.00	0.12	6/4/20	7/28/20	-	2,250	-	2,250	
U.S. Treasuries	9127963G2	TREASURY BILL	75,000,000	0.00	0.09	5/4/20	7/28/20	-	5,459	-	5,459	
U.S. Treasuries	9127963M9	TREASURY BILL	100,000,000	0.00	0.15	6/9/20	8/4/20	-	8,861	-	8,861	
U.S. Treasuries	912796WZ8	TREASURY BILL	50,000,000	0.00	0.13	6/22/20	8/6/20	-	1,675	-	1,675	
U.S. Treasuries	912796XF1	TREASURY BILL	50,000,000	0.00	0.16	6/11/20	8/20/20	-	4,375	-	4,375	
U.S. Treasuries	9127963Q0	TREASURY BILL	25,000,000	0.00	0.12	6/24/20	8/25/20	-	583	-	583	
U.S. Treasuries	912796XG9	TREASURY BILL	50,000,000	0.00	0.14	5/29/20	8/27/20	-	5,833	-	5,833	
U.S. Treasuries	912796XG9	TREASURY BILL	50,000,000	0.00	0.14	5/29/20	8/27/20	-	5,833	-	5,833	
U.S. Treasuries	9127963R8	TREASURY BILL	50,000,000	0.00	0.15	6/15/20	9/1/20	-	3,333	-	3,333	
U.S. Treasuries	9127963X5	TREASURY BILL	25,000,000	0.00	0.16	6/12/20	9/8/20	-	2,111	-	2,111	
U.S. Treasuries	9127963X5	TREASURY BILL	25,000,000	0.00	0.16	6/12/20	9/8/20	-	2,111	-	2,111	
U.S. Treasuries	912796TJ8	TREASURY BILL	50,000,000	0.00	0.16	6/15/20	9/10/20	-	3,478	-	3,478	
U.S. Treasuries	912796TJ8	TREASURY BILL	50,000,000	0.00	0.17	6/15/20	9/10/20	-	3,667	-	3,667	
U.S. Treasuries	9127963Y3	TREASURY BILL	40,000,000	0.00	0.15	6/2/20	9/15/20	-	4,914	-	4,914	
U.S. Treasuries	9127963Y3	TREASURY BILL	100,000,000	0.00	0.15	5/28/20	9/15/20	-	12,813	-	12,813	
U.S. Treasuries	9127962G3	TREASURY BILL	100,000,000	0.00	0.18	6/18/20	9/17/20	-	6,319	-	6,319	
U.S. Treasuries	9128285B2	US TREASURY	60,000,000	2.75	1.81	10/1/19	9/30/20	135,246	(45,462)	-	89,784	
U.S. Treasuries	9127962J7	TREASURY BILL	25,000,000	0.00	0.17	6/8/20	10/1/20	-	2,669	-	2,669	
U.S. Treasuries	912828222	US TREASURY	50,000,000	1.63	1.63	11/20/19	10/15/20	66,598	-	-	66,598	
U.S. Treasuries	9127964J5	TREASURY BILL	30,000,000	0.00	0.18	6/11/20	10/20/20	-	2,950	-	2,950	
U.S. Treasuries	9127964J5	TREASURY BILL	50,000,000	0.00	0.15	5/28/20	10/20/20	-	6,302	-	6,302	
U.S. Treasuries	9127964J5	TREASURY BILL	50,000,000	0.00	0.17	6/8/20	10/20/20	-	5,271	-	5,271	
U.S. Treasuries	9127964K2	TREASURY BILL	50,000,000	0.00	0.16	5/28/20	10/27/20	-	6,771	-	6,771	
U.S. Treasuries	9127964Q9	TREASURY BILL	50,000,000	0.00	0.18	6/11/20	11/3/20	-	5,000	-	5,000	
U.S. Treasuries	9127964Q9	TREASURY BILL	50,000,000	0.00	0.17	6/15/20	11/3/20	-	3,851	-	3,851	
U.S. Treasuries	912796TP4	TREASURY BILL	50,000,000	0.00	0.18	6/9/20	11/5/20	-	5,355	-	5,355	
U.S. Treasuries	9127964R7	TREASURY BILL	55,000,000	0.00	0.17	6/12/20	11/10/20	-	4,935	-	4,935	
U.S. Treasuries	9127964S5	TREASURY BILL	50,000,000	0.00	0.18	6/16/20	11/17/20	-	3,750	-	3,750	
U.S. Treasuries	9127964S5	TREASURY BILL	50,000,000	0.00	0.18	6/16/20	11/17/20	-	3,771	-	3,771	
U.S. Treasuries	9127963J6	TREASURY BILL	25,000,000	0.00	0.17	6/15/20	12/10/20	-	1,911	-	1,911	
U.S. Treasuries	9127963J6	TREASURY BILL	25,000,000	0.00	0.17	6/15/20	12/10/20	-	1,911	-	1,911	
U.S. Treasuries	9127963J6	TREASURY BILL	50,000,000	0.00	0.18	6/15/20	12/10/20	-	4,000	-	4,000	
U.S. Treasuries	9128283L2	US TREASURY	50,000,000	1.88	1.63	11/18/19	12/15/20	76,844	(9,840)	-	67,004	

Monthly Investment Earnings

Pooled Fund

Type of Investment	CUSIP	Issuer Name	Par Value	Coupon	YTM ¹	Settle Date	Maturity		Earned Interest	Amort.	Realized	Earned Income
							Date	Date		Expense	Gain/(Loss)	/Net Earnings
U.S. Treasuries	9128283L2	US TREASURY	50,000,000	1.88	1.65	11/26/19	12/15/20	76,844	(9,284)	-	67,561	
U.S. Treasuries	9127963K3	TREASURY BILL	50,000,000	0.00	0.16	6/19/20	12/17/20	-	2,708	-	2,708	
U.S. Treasuries	912828N48	US TREASURY	50,000,000	1.75	1.64	11/22/19	12/31/20	72,089	(4,340)	-	67,749	
U.S. Treasuries	9128283Q1	US TREASURY	50,000,000	2.00	2.57	3/4/19	1/15/21	82,418	22,562	-	104,980	
U.S. Treasuries	9128283Q1	US TREASURY	50,000,000	2.00	1.63	11/18/19	1/15/21	82,418	(14,925)	-	67,493	
U.S. Treasuries	9128283Q1	US TREASURY	50,000,000	2.00	1.63	11/22/19	1/15/21	82,418	(14,927)	-	67,490	
U.S. Treasuries	9128283Q1	US TREASURY	50,000,000	2.00	1.68	12/3/19	1/15/21	82,418	(12,893)	-	69,524	
U.S. Treasuries	9128284B3	US TREASURY	50,000,000	2.38	1.64	11/22/19	3/15/21	96,807	(29,603)	-	67,204	
U.S. Treasuries	9128284B3	US TREASURY	50,000,000	2.38	1.66	12/6/19	3/15/21	96,807	(28,982)	-	67,825	
U.S. Treasuries	912828C57	US TREASURY	50,000,000	2.25	2.39	4/15/19	3/31/21	92,213	5,728	-	97,942	
U.S. Treasuries	9128284G2	US TREASURY	50,000,000	2.38	2.36	4/9/19	4/15/21	97,336	(557)	-	96,780	
U.S. Treasuries	9128284G2	US TREASURY	50,000,000	2.38	1.68	12/9/19	4/15/21	97,336	(28,168)	-	69,168	
U.S. Treasuries	9128284G2	US TREASURY	50,000,000	2.38	1.68	12/11/19	4/15/21	97,336	(27,925)	-	69,412	
U.S. Treasuries	9128284T4	US TREASURY	50,000,000	2.63	1.66	11/26/19	6/15/21	107,582	(38,752)	-	68,829	
U.S. Treasuries	9128284T4	US TREASURY	50,000,000	2.63	1.65	11/27/19	6/15/21	107,582	(39,442)	-	68,140	
U.S. Treasuries	9128284T4	US TREASURY	50,000,000	2.63	1.69	12/11/19	6/15/21	107,582	(37,895)	-	69,687	
U.S. Treasuries	9128284T4	US TREASURY	50,000,000	2.63	1.65	12/18/19	6/15/21	107,582	(39,349)	-	68,233	
U.S. Treasuries	9128287A2	US TREASURY	50,000,000	1.63	1.71	11/8/19	6/30/21	66,940	3,320	-	70,260	
U.S. Treasuries	9128287A2	US TREASURY	50,000,000	1.63	1.67	12/3/19	6/30/21	66,940	1,630	-	68,570	
U.S. Treasuries	9128287A2	US TREASURY	50,000,000	1.63	1.65	12/9/19	6/30/21	66,940	1,133	-	68,073	
U.S. Treasuries	912828S27	US TREASURY	25,000,000	1.13	1.64	8/15/17	6/30/21	23,172	10,187	-	33,358	
U.S. Treasuries	912828Y20	US TREASURY	50,000,000	2.63	1.69	12/12/19	7/15/21	108,173	(37,617)	-	70,556	
U.S. Treasuries	912828YC8	US TREASURY	50,000,000	1.50	1.66	12/9/19	8/31/21	61,141	6,407	-	67,549	
U.S. Treasuries	912828T34	US TREASURY	50,000,000	1.13	1.69	12/11/19	9/30/21	46,107	22,851	-	68,957	
U.S. Treasuries	912828T67	US TREASURY	50,000,000	1.25	1.43	11/10/16	10/31/21	50,951	7,034	-	57,985	
U.S. Treasuries	912828U65	US TREASURY	100,000,000	1.75	1.90	12/13/16	11/30/21	143,443	11,376	-	154,819	
U.S. Treasuries	912828U81	US TREASURY	50,000,000	2.00	1.61	11/22/19	12/31/21	82,388	(15,676)	-	66,712	
U.S. Treasuries	912828XW5	US TREASURY	25,000,000	1.75	1.77	8/15/17	6/30/22	36,045	379	-	36,423	
U.S. Treasuries	912828S35	US TREASURY	50,000,000	1.38	1.61	1/9/20	6/30/23	56,642	9,334	-	65,976	
U.S. Treasuries	912828WE6	US TREASURY	50,000,000	2.75	1.71	12/17/19	11/15/23	112,092	(41,167)	-	70,925	
Subtotals			\$ 3,410,000,000					\$ 2,900,770	\$ (91,951)	\$ -	\$ 2,808,819	

Federal Agencies	313384XQ7	FED HOME LN DISCOUNT NT	\$ -	0.00	1.56	2/3/20	6/2/20	\$ -	\$ 861	\$ -	\$ 861
Federal Agencies	313384YD5	FED HOME LN DISCOUNT NT	-	0.00	0.09	5/11/20	6/15/20	-	875	-	875
Federal Agencies	3133EHNK5	FEDERAL FARM CREDIT BANK	-	1.54	1.54	6/15/17	6/15/20	14,972	32	-	15,004
Federal Agencies	3133EHNK5	FEDERAL FARM CREDIT BANK	-	1.54	1.55	6/15/17	6/15/20	16,110	69	-	16,179
Federal Agencies	313312YE4	FED FARM CRD DISCOUNT NT	-	0.00	0.10	5/28/20	6/16/20	-	2,042	-	2,042
Federal Agencies	313396YL1	FREDDIE MAC DISCOUNT NT	-	0.00	1.53	2/3/20	6/22/20	-	13,300	-	13,300
Federal Agencies	3134GBST0	FREDDIE MAC	-	1.65	1.65	6/22/17	6/22/20	14,125	-	-	14,125
Federal Agencies	313396YN7	FREDDIE MAC DISCOUNT NT	-	0.00	1.56	2/6/20	6/24/20	-	49,514	-	49,514
Federal Agencies	313396YP2	FREDDIE MAC DISCOUNT NT	-	0.00	1.55	2/6/20	6/25/20	-	10,300	-	10,300
Federal Agencies	313384ZA0	FED HOME LN DISCOUNT NT	24,300,000	0.00	0.10	5/11/20	7/6/20	-	2,025	-	2,025
Federal Agencies	3133EHQB2	FEDERAL FARM CREDIT BANK	25,000,000	1.55	1.56	7/6/17	7/6/20	32,292	275	-	32,566
Federal Agencies	313384ZD4	FED HOME LN DISCOUNT NT	25,000,000	0.00	0.10	5/20/20	7/9/20	-	1,979	-	1,979
Federal Agencies	313384ZD4	FED HOME LN DISCOUNT NT	25,000,000	0.00	0.10	5/19/20	7/9/20	-	1,979	-	1,979
Federal Agencies	313384ZH5	FED HOME LN DISCOUNT NT	25,000,000	0.00	0.10	5/21/20	7/13/20	-	1,979	-	1,979
Federal Agencies	313384ZK8	FED HOME LN DISCOUNT NT	50,000,000	0.00	1.57	1/31/20	7/15/20	-	65,000	-	65,000
Federal Agencies	313384ZQ5	FED HOME LN DISCOUNT NT	25,000,000	0.00	0.10	5/5/20	7/20/20	-	2,083	-	2,083
Federal Agencies	313384ZQ5	FED HOME LN DISCOUNT NT	25,000,000	0.00	0.10	5/5/20	7/20/20	-	2,083	-	2,083
Federal Agencies	3135G0T60	FANNIE MAE	50,000,000	1.50	1.60	8/1/17	7/30/20	62,500	4,154	-	66,654
Federal Agencies	313396D34	FREDDIE DISCOUNT	25,000,000	0.00	0.13	6/24/20	8/24/20	-	608	-	608
Federal Agencies	3130ABZE9	FEDERAL HOME LOAN BANK	6,700,000	1.65	1.65	8/28/17	8/28/20	9,213	18	-	9,231
Federal Agencies	3130ADT93	FEDERAL HOME LOAN BANK	25,000,000	2.40	2.43	3/14/18	9/14/20	50,000	510	-	50,510
Federal Agencies	3133EJ3N7	FEDERAL FARM CREDIT BANK	25,000,000	2.77	2.79	12/21/18	9/21/20	57,708	434	-	58,142

Monthly Investment Earnings

Pooled Fund

Type of Investment	CUSIP	Issuer Name	Par Value	Coupon	YTM ¹	Settle Date	Maturity		Amort. Expense	Realized Gain/(Loss)	Earned Income /Net Earnings
							Date	Earned Interest			
Federal Agencies	3130ACE26	FEDERAL HOME LOAN BANK	18,000,000	1.38	1.48	9/8/17	9/28/20	20,625	1,553	-	22,178
Federal Agencies	3130ACE26	FEDERAL HOME LOAN BANK	30,000,000	1.38	1.48	9/8/17	9/28/20	34,375	2,589	-	36,964
Federal Agencies	3130ACK52	FEDERAL HOME LOAN BANK	25,530,000	1.70	2.48	3/12/18	10/5/20	36,168	15,828	-	51,996
Federal Agencies	313384K65	FED HOME LN DISCOUNT NT	25,000,000	0.00	0.17	6/8/20	10/14/20	-	2,635	-	2,635
Federal Agencies	313384K65	FED HOME LN DISCOUNT NT	25,000,000	0.00	0.17	6/8/20	10/14/20	-	2,635	-	2,635
Federal Agencies	3133EKR57	FEDERAL FARM CREDIT BANK	112,500,000	0.23	0.36	9/25/19	10/20/20	20,420	3,772	-	24,192
Federal Agencies	3130AHDF7	FEDERAL HOME LOAN BANK	50,000,000	1.63	1.57	2/12/20	10/21/20	67,708	(2,345)	-	65,363
Federal Agencies	3132X0KR1	FARMER MAC	25,000,000	0.38	0.38	11/2/16	11/2/20	8,071	-	-	8,071
Federal Agencies	3133EJT90	FEDERAL FARM CREDIT BANK	50,000,000	2.95	3.00	11/16/18	11/16/20	122,917	2,141	-	125,058
Federal Agencies	3137EAEK1	FREDDIE MAC	50,000,000	1.88	1.91	11/15/17	11/17/20	78,125	1,311	-	79,436
Federal Agencies	3134GBX56	FREDDIE MAC	60,000,000	2.25	2.12	11/24/17	11/24/20	112,500	(6,109)	-	106,391
Federal Agencies	3134GBLR1	FREDDIE MAC	24,715,000	1.75	1.75	5/25/17	11/25/20	36,043	58	-	36,101
Federal Agencies	3133EHW58	FEDERAL FARM CREDIT BANK	25,000,000	1.90	1.91	11/27/17	11/27/20	39,583	202	-	39,785
Federal Agencies	3133EHW58	FEDERAL FARM CREDIT BANK	25,000,000	1.90	1.91	11/27/17	11/27/20	39,583	202	-	39,785
Federal Agencies	3130A3UQ5	FEDERAL HOME LOAN BANK	10,000,000	1.88	2.02	12/13/17	12/11/20	15,625	1,163	-	16,788
Federal Agencies	3132X0ZY0	FARMER MAC	12,750,000	2.05	2.07	12/15/17	12/15/20	21,781	234	-	22,015
Federal Agencies	313384T74	FED HOME LN DISCOUNT NT	25,000,000	0.00	0.17	6/19/20	12/18/20	-	1,417	-	1,417
Federal Agencies	313384T74	FED HOME LN DISCOUNT NT	25,000,000	0.00	0.17	6/19/20	12/18/20	-	1,417	-	1,417
Federal Agencies	3133EGX75	FEDERAL FARM CREDIT BANK	50,000,000	0.38	0.38	12/21/16	12/21/20	15,302	-	-	15,302
Federal Agencies	3133EFTX5	FEDERAL FARM CREDIT BANK	100,000,000	0.51	0.51	12/24/15	12/24/20	41,842	-	-	41,842
Federal Agencies	3133EJ4Q9	FEDERAL FARM CREDIT BANK	100,000,000	2.55	2.58	1/11/19	1/11/21	212,500	2,709	-	215,209
Federal Agencies	3133EJCE7	FEDERAL FARM CREDIT BANK	50,000,000	2.35	2.59	4/16/18	2/12/21	97,917	9,476	-	107,393
Federal Agencies	3137EAE19	FREDDIE MAC	22,000,000	2.38	2.47	2/16/18	2/16/21	43,542	1,590	-	45,131
Federal Agencies	3133EKCS3	FEDERAL FARM CREDIT BANK	50,000,000	2.55	2.58	3/11/19	3/11/21	106,250	1,026	-	107,276
Federal Agencies	3133EKCS3	FEDERAL FARM CREDIT BANK	50,000,000	2.55	2.58	3/11/19	3/11/21	106,250	1,026	-	107,276
Federal Agencies	3133EKR99	FEDERAL FARM CREDIT BANK	90,000,000	0.29	50.00	10/3/19	3/25/21	21,113	1,002	-	22,114
Federal Agencies	3132X0Q53	FARMER MAC	6,350,000	2.60	2.64	3/29/18	3/29/21	13,758	189	-	13,948
Federal Agencies	3132X0Q53	FARMER MAC	20,450,000	2.60	2.64	3/29/18	3/29/21	44,308	610	-	44,918
Federal Agencies	3133EKFP6	FEDERAL FARM CREDIT BANK	25,000,000	2.23	2.40	4/5/19	4/5/21	46,458	3,427	-	49,885
Federal Agencies	3133EKFP6	FEDERAL FARM CREDIT BANK	25,000,000	2.23	2.40	4/5/19	4/5/21	46,458	3,386	-	49,844
Federal Agencies	3133EJNS4	FEDERAL FARM CREDIT BANK	17,700,000	2.70	2.79	5/22/18	5/10/21	39,825	1,298	-	41,123
Federal Agencies	3135G0U35	FANNIE MAE	25,000,000	2.75	2.76	6/25/18	6/22/21	57,292	158	-	57,449
Federal Agencies	3134GUAE0	FREDDIE MAC	-	2.03	2.03	9/11/19	9/13/21	16,917	-	-	16,917
Federal Agencies	3134GUAE0	FREDDIE MAC	-	2.03	2.03	9/11/19	9/13/21	16,917	-	-	16,917
Federal Agencies	3134GUAE0	FREDDIE MAC	-	2.03	2.03	9/11/19	9/13/21	16,917	-	-	16,917
Federal Agencies	3134GUAE0	FREDDIE MAC	-	2.03	2.03	9/11/19	9/13/21	16,917	-	-	16,917
Federal Agencies	3134GUAX8	FREDDIE MAC	-	2.03	2.03	9/13/19	9/13/21	16,917	-	-	16,917
Federal Agencies	3134GUAX8	FREDDIE MAC	-	2.03	2.03	9/13/19	9/13/21	16,917	-	-	16,917
Federal Agencies	3134GUAX8	FREDDIE MAC	-	2.03	2.03	9/13/19	9/13/21	16,917	-	-	16,917
Federal Agencies	3134GUAX8	FREDDIE MAC	-	2.03	2.03	9/13/19	9/13/21	16,917	-	-	16,917
Federal Agencies	3135G0Q89	FANNIE MAE	25,000,000	1.38	1.38	10/21/16	10/7/21	28,646	-	-	28,646
Federal Agencies	3133EJK24	FEDERAL FARM CREDIT BANK	25,000,000	3.00	3.03	10/19/18	10/19/21	62,500	523	-	63,023
Federal Agencies	3133EGZJ7	FEDERAL FARM CREDIT BANK	14,500,000	1.38	1.38	10/25/16	10/25/21	16,615	-	-	16,615
Federal Agencies	3133EGZJ7	FEDERAL FARM CREDIT BANK	15,000,000	1.38	1.38	10/25/16	10/25/21	17,188	-	-	17,188
Federal Agencies	3133ELWS9	FEDERAL FARM CREDIT BANK	50,000,000	0.40	0.41	4/15/20	10/25/21	16,667	409	-	17,076
Federal Agencies	3133ELWS9	FEDERAL FARM CREDIT BANK	50,000,000	0.40	0.41	4/15/20	10/25/21	16,667	409	-	17,076
Federal Agencies	3133EJT74	FEDERAL FARM CREDIT BANK	50,000,000	3.05	3.09	11/15/18	11/15/21	127,083	1,369	-	128,452
Federal Agencies	3130AHJY0	FEDERAL HOME LOAN BANK	17,000,000	1.63	1.71	11/8/19	11/19/21	23,021	1,175	-	24,196
Federal Agencies	3130AHJY0	FEDERAL HOME LOAN BANK	25,000,000	1.63	1.71	11/8/19	11/19/21	33,854	1,728	-	35,583
Federal Agencies	3130AHJY0	FEDERAL HOME LOAN BANK	25,000,000	1.63	1.71	11/8/19	11/19/21	33,854	1,728	-	35,583
Federal Agencies	3130AHJY0	FEDERAL HOME LOAN BANK	45,000,000	1.63	1.71	11/8/19	11/19/21	60,938	3,111	-	64,049
Federal Agencies	3130AHJY0	FEDERAL HOME LOAN BANK	50,000,000	1.63	1.71	11/8/19	11/19/21	67,708	3,457	-	71,165
Federal Agencies	3133EJ3B3	FEDERAL FARM CREDIT BANK	19,000,000	2.80	0.74	3/19/20	12/17/21	44,333	(31,868)	-	12,465
Federal Agencies	3133EJ3B3	FEDERAL FARM CREDIT BANK	25,000,000	2.80	2.84	12/17/18	12/17/21	58,333	705	-	59,038

Monthly Investment Earnings

Pooled Fund

Type of Investment	CUSIP	Issuer Name	Par Value	Coupon	YTM ¹	Settle Date	Maturity		Earned Interest	Amort.	Realized	Earned Income
							Date	Expense		Gain/(Loss)	/Net Earnings	
Federal Agencies	3133EJ3B3	FEDERAL FARM CREDIT BANK	25,000,000	2.80	2.84	12/17/18	12/17/21	58,333	705	-	59,038	
Federal Agencies	3133EJ3B3	FEDERAL FARM CREDIT BANK	25,000,000	2.80	2.85	12/17/18	12/17/21	58,333	979	-	59,312	
Federal Agencies	3130AHSR5	FEDERAL HOME LOAN BANK	22,500,000	1.63	1.68	12/20/19	12/20/21	30,469	997	-	31,466	
Federal Agencies	3133ELTN4	FEDERAL FARM CREDIT BANK	50,000,000	0.53	0.65	3/18/20	1/18/22	22,083	5,075	-	27,158	
Federal Agencies	3133ELTN4	FEDERAL FARM CREDIT BANK	63,450,000	0.53	0.67	3/23/20	1/18/22	28,024	7,231	-	35,255	
Federal Agencies	3133ELKN3	FEDERAL FARM CREDIT BANK	100,000,000	1.55	1.55	1/28/20	1/28/22	129,167	328	-	129,495	
Federal Agencies	3133EKAK2	FEDERAL FARM CREDIT BANK	20,700,000	2.53	2.56	2/19/19	2/14/22	43,643	478	-	44,121	
Federal Agencies	3133EKBV7	FEDERAL FARM CREDIT BANK	10,000,000	2.55	2.56	3/1/19	3/1/22	21,250	77	-	21,327	
Federal Agencies	313378WG2	FEDERAL HOME LOAN BANK	17,780,000	2.50	2.36	4/5/19	3/11/22	37,042	(1,932)	-	35,109	
Federal Agencies	313378WG2	FEDERAL HOME LOAN BANK	40,000,000	2.50	2.36	4/5/19	3/11/22	83,333	(4,436)	-	78,897	
Federal Agencies	3133EKDC7	FEDERAL FARM CREDIT BANK	26,145,000	2.47	2.36	4/8/19	3/14/22	53,815	(2,270)	-	51,545	
Federal Agencies	3133EKDC7	FEDERAL FARM CREDIT BANK	45,500,000	2.47	2.36	4/8/19	3/14/22	93,654	(3,773)	-	89,882	
Federal Agencies	3133ELUQ5	FEDERAL FARM CREDIT BANK	25,000,000	0.70	0.70	3/25/20	3/25/22	14,583	41	-	14,624	
Federal Agencies	3133ELUQ5	FEDERAL FARM CREDIT BANK	25,000,000	0.70	0.71	3/25/20	3/25/22	14,583	288	-	14,871	
Federal Agencies	3133ELUQ5	FEDERAL FARM CREDIT BANK	25,000,000	0.70	0.71	3/25/20	3/25/22	14,583	164	-	14,748	
Federal Agencies	3133ELUQ5	FEDERAL FARM CREDIT BANK	25,000,000	0.70	0.73	3/25/20	3/25/22	14,583	688	-	15,272	
Federal Agencies	3134GVHU5	FREDDIE MAC	-	1.15	1.15	3/30/20	3/30/22	55,583	-	-	55,583	
Federal Agencies	3135G0T45	FANNIE MAE	25,000,000	1.88	1.81	6/6/17	4/5/22	39,063	(1,229)	-	37,834	
Federal Agencies	3134GVJB5	FREDDIE MAC	25,000,000	1.20	1.20	4/6/20	4/6/22	25,000	-	-	25,000	
Federal Agencies	3134GVJB5	FREDDIE MAC	25,000,000	1.20	1.20	4/6/20	4/6/22	25,000	-	-	25,000	
Federal Agencies	3134GVJB5	FREDDIE MAC	25,000,000	1.20	1.20	4/6/20	4/6/22	25,000	-	-	25,000	
Federal Agencies	3134GVJB5	FREDDIE MAC	25,000,000	1.20	1.20	4/6/20	4/6/22	25,000	-	-	25,000	
Federal Agencies	3135G0V59	FANNIE MAE	25,000,000	2.25	2.36	4/12/19	4/12/22	46,875	2,245	-	49,120	
Federal Agencies	3135G0V59	FANNIE MAE	50,000,000	2.25	2.36	4/12/19	4/12/22	93,750	4,489	-	98,239	
Federal Agencies	3135G0V59	FANNIE MAE	50,000,000	2.25	2.36	4/12/19	4/12/22	93,750	4,489	-	98,239	
Federal Agencies	3133EKHB5	FEDERAL FARM CREDIT BANK	50,000,000	2.35	2.37	4/18/19	4/18/22	97,917	835	-	98,752	
Federal Agencies	3133EKLR5	FEDERAL FARM CREDIT BANK	25,000,000	2.25	2.32	5/16/19	5/16/22	46,875	1,389	-	48,264	
Federal Agencies	3133EKLR5	FEDERAL FARM CREDIT BANK	35,000,000	2.25	2.32	5/16/19	5/16/22	65,625	1,945	-	67,570	
Federal Agencies	3133EHL7	FEDERAL FARM CREDIT BANK	50,000,000	1.88	1.85	6/6/17	6/2/22	78,125	(976)	-	77,149	
Federal Agencies	3133EHL7	FEDERAL FARM CREDIT BANK	50,000,000	1.88	1.88	6/9/17	6/2/22	78,125	41	-	78,166	
Federal Agencies	3133ELDK7	FEDERAL FARM CREDIT BANK	20,000,000	1.63	1.63	12/16/19	6/15/22	27,167	35	-	27,202	
Federal Agencies	3133ELDK7	FEDERAL FARM CREDIT BANK	25,000,000	1.63	1.63	12/16/19	6/15/22	33,958	44	-	34,002	
Federal Agencies	3133ELDK7	FEDERAL FARM CREDIT BANK	25,000,000	1.63	1.63	12/16/19	6/15/22	33,958	44	-	34,002	
Federal Agencies	3133EHZP1	FEDERAL FARM CREDIT BANK	25,000,000	1.85	0.69	3/18/20	9/20/22	38,542	(23,540)	-	15,002	
Federal Agencies	3133ELVL5	FEDERAL FARM CREDIT BANK	40,000,000	0.70	0.71	4/3/20	10/3/22	23,333	329	-	23,662	
Federal Agencies	3133ELJH8	FEDERAL FARM CREDIT BANK	10,140,000	1.60	0.74	3/25/20	1/23/23	13,520	(7,083)	-	6,437	
Federal Agencies	3134GVHA9	FREDDIE MAC	25,000,000	1.00	1.00	3/30/20	3/30/23	20,833	-	-	20,833	
Federal Agencies	3134GVHA9	FREDDIE MAC	25,000,000	1.00	1.00	3/30/20	3/30/23	20,833	-	-	20,833	
Federal Agencies	3134GVHA9	FREDDIE MAC	25,000,000	1.00	1.00	3/30/20	3/30/23	20,833	-	-	20,833	
Federal Agencies	3134GVHA9	FREDDIE MAC	25,000,000	1.00	1.00	3/30/20	3/30/23	20,833	-	-	20,833	
Federal Agencies	3133ELNE0	FEDERAL FARM CREDIT BANK	20,495,000	1.43	0.85	3/18/20	2/14/24	24,423	(9,572)	-	14,852	
Federal Agencies	3133ELCP7	FEDERAL FARM CREDIT BANK	25,000,000	1.63	1.66	12/3/19	12/3/24	33,854	657	-	34,511	
Federal Agencies	3130AHRR6	FEDERAL HOME LOAN BANK	-	2.10	2.10	12/19/19	12/19/24	103,472	205	17,724	121,401	
Federal Agencies	3130AHWB5	FEDERAL HOME LOAN BANK	100,000,000	2.00	2.00	1/23/20	1/21/25	166,667	-	-	166,667	
Federal Agencies	3135G0X57	FANNIE MAE	38,780,000	2.00	2.00	1/24/20	1/24/25	64,633	-	-	64,633	
Federal Agencies	3137EAEP0	FREDDIE MAC	5,000,000	1.50	1.52	2/14/20	2/12/25	6,250	63	-	6,313	
Federal Agencies	3137EAEP0	FREDDIE MAC	5,000,000	1.50	1.52	2/14/20	2/12/25	6,250	63	-	6,313	
Federal Agencies	3137EAEP0	FREDDIE MAC	5,000,000	1.50	1.52	2/14/20	2/12/25	6,250	63	-	6,313	
Federal Agencies	3137EAEP0	FREDDIE MAC	15,000,000	1.50	1.52	2/14/20	2/12/25	18,750	190	-	18,940	
Federal Agencies	3137EAEP0	FREDDIE MAC	50,000,000	1.50	1.52	2/14/20	2/12/25	62,500	633	-	63,133	
Federal Agencies	3133ELQY3	FEDERAL FARM CREDIT BANK	16,000,000	1.21	1.22	3/23/20	3/3/25	16,133	154	-	16,287	
Federal Agencies	3133ELQY3	FEDERAL FARM CREDIT BANK	24,000,000	1.21	1.24	3/23/20	3/3/25	24,200	594	-	24,794	
Federal Agencies	3134GVFP8	FREDDIE MAC	-	1.45	1.45	3/12/20	3/12/25	22,153	-	-	22,153	
Federal Agencies	3134GVFP8	FREDDIE MAC	-	1.45	1.45	3/12/20	3/12/25	11,076	-	-	11,076	

Monthly Investment Earnings

Pooled Fund

Type of Investment	CUSIP	Issuer Name	Par Value	Coupon	YTM ¹	Settle Date	Maturity		Earned Interest	Amort.	Realized	Earned Income
							Date	Expense		Gain/(Loss)	/Net Earnings	
Federal Agencies	3134GVFP8	FREDDIE MAC	-	1.45	1.45	3/12/20	3/12/25	11,076	-	-	11,076	
Subtotals			\$ 3,596,985,000					\$ 4,890,664	\$ 178,212	\$ 17,724	\$ 5,086,601	
State/Local Agencies	13063DGA0	CALIFORNIA ST	\$ 33,000,000	2.80	2.80	4/25/18	4/1/21	\$ 77,000	\$ (37)	\$ -	\$ 76,963	
State/Local Agencies	13066YTY5	CALIFORNIA ST DEPT OF WTR RESO	21,967,414	1.71	2.30	2/6/17	5/1/21	31,358	7,217	-	38,576	
State/Local Agencies	91412GF59	UNIV OF CALIFORNIA CA REVENUES	1,769,000	1.91	1.40	8/9/16	5/15/21	2,816	(719)	-	2,097	
Subtotals			\$ 56,736,414					\$ 111,174	\$ 6,461	\$ -	\$ 117,636	
Public Time Deposits	PP9N4D668	SAN FRANCISCO CRED UNION	\$ -	1.83	1.83	12/4/19	6/4/20	\$ 1,507	\$ -	\$ -	\$ 1,507	
Public Time Deposits	PP9J7XBG2	BANK OF SAN FRANCISCO	-	1.79	1.79	12/11/19	6/8/20	1,744	-	-	1,744	
Public Time Deposits	PP9W8R1R2	BRIDGE BANK	-	1.98	1.98	12/23/19	6/23/20	11,930	-	-	11,930	
Public Time Deposits	PP9U66BY8	BANK OF SAN FRANCISCO	10,000,000	0.35	0.35	3/25/20	9/21/20	2,794	-	-	2,794	
Public Time Deposits	PPEQ54334	BRIDGE BANK	10,000,000	0.06	0.06	3/24/20	9/21/20	493	-	-	493	
Public Time Deposits	PPE504BU6	SAN FRANCISCO CREDIT UNION	10,000,000	0.20	0.20	6/4/20	12/1/20	1,479	-	-	1,479	
Public Time Deposits	PPE505CM0	BANK OF SAN FRANCISCO	5,000,000	0.20	0.20	6/8/20	12/7/20	639	-	-	639	
Public Time Deposits	PPE808900	BRIDGE BANK	10,000,000	0.22	0.22	6/23/20	12/23/20	482	-	-	482	
Subtotals			\$ 45,000,000					\$ 21,069	\$ -	\$ -	\$ 21,069	
Negotiable CDs	89114NB20	TORONTO DOMINION BANK NY	\$ -	1.83	1.83	11/19/19	6/22/20	\$ 64,050	\$ -	\$ -	\$ 64,050	
Negotiable CDs	89114NGG4	TORONTO DOMINION BANK NY	-	1.65	1.65	2/6/20	6/25/20	55,000	-	-	55,000	
Negotiable CDs	06417MFP5	BANK OF NOVA SCOTIA HOUS	50,000,000	1.85	1.85	12/5/19	7/1/20	77,083	-	-	77,083	
Negotiable CDs	65602VZK5	NORINCHUKIN BANK NY	100,000,000	1.59	1.59	2/27/20	7/1/20	132,500	-	-	132,500	
Negotiable CDs	89114NA54	TORONTO DOMINION BANK NY	50,000,000	1.86	1.86	11/6/19	7/1/20	77,500	-	-	77,500	
Negotiable CDs	96121T4A3	WESTPAC BANKING CORP NY	28,790,000	2.05	1.87	11/12/19	8/3/20	49,183	(4,237)	-	44,946	
Negotiable CDs	06367BAC3	BANK OF MONTREAL CHICAGO	50,000,000	0.43	0.43	11/25/19	9/2/20	19,801	-	-	19,801	
Negotiable CDs	06367BJM2	BANK OF MONTREAL CHICAGO	100,000,000	1.01	1.01	3/11/20	9/14/20	84,167	-	-	84,167	
Negotiable CDs	89114N5H4	TORONTO DOMINION BANK NY	100,000,000	0.48	0.48	9/25/19	9/24/20	39,342	-	-	39,342	
Negotiable CDs	06417MCW3	BANK OF NOVA SCOTIA HOUS	50,000,000	0.51	0.51	9/27/19	9/28/20	20,852	-	-	20,852	
Negotiable CDs	89114N5M3	TORONTO DOMINION BANK NY	50,000,000	0.51	0.51	9/27/19	9/28/20	21,017	-	-	21,017	
Negotiable CDs	06417MDE2	BANK OF NOVA SCOTIA HOUS	50,000,000	0.51	0.51	10/3/19	10/9/20	21,717	-	-	21,717	
Negotiable CDs	89114N6E0	TORONTO DOMINION BANK NY	50,000,000	0.51	0.51	10/1/19	10/9/20	21,717	-	-	21,717	
Negotiable CDs	06370R6W4	BANK OF MONTREAL CHICAGO	50,000,000	0.44	0.44	11/13/19	10/26/20	17,922	-	-	17,922	
Negotiable CDs	96130ADY1	WESTPAC BANKING CORP NY	50,000,000	0.46	0.46	10/30/19	10/28/20	18,768	-	-	18,768	
Negotiable CDs	78012URS6	ROYAL BANK OF CANADA NY	35,000,000	0.45	0.45	12/3/19	12/3/20	15,230	-	-	15,230	
Negotiable CDs	06367BBD0	BANK OF MONTREAL CHICAGO	50,000,000	1.85	1.85	12/3/19	12/4/20	77,083	-	-	77,083	
Negotiable CDs	96130AEP9	WESTPAC BANKING CORP NY	50,000,000	0.46	0.46	12/6/19	12/9/20	26,909	-	-	26,909	
Negotiable CDs	96130AET1	WESTPAC BANKING CORP NY	75,000,000	1.86	1.86	12/13/19	12/14/20	116,250	-	-	116,250	
Negotiable CDs	89114NFY6	TORONTO DOMINION BANK NY	70,000,000	1.73	1.73	1/23/20	1/6/21	100,917	-	-	100,917	
Negotiable CDs	06367BFR5	BANK OF MONTREAL CHICAGO	50,000,000	0.94	0.94	1/29/20	1/28/21	39,047	-	-	39,047	
Negotiable CDs	06367BJF7	BANK OF MONTREAL CHICAGO	100,000,000	0.55	0.55	3/10/20	3/1/21	46,053	-	-	46,053	
Negotiable CDs	78012UTJ4	ROYAL BANK OF CANADA NY	100,000,000	0.93	0.93	3/12/20	3/15/21	77,852	-	-	77,852	
Subtotals			\$ 1,308,790,000					\$ 1,219,958	\$ (4,237)	\$ -	\$ 1,215,721	
Commercial Paper	62479LF59	MUFG BANK LTD NY	\$ -	0.00	2.07	9/24/19	6/5/20	\$ -	\$ 5,667	\$ -	\$ 5,667	
Commercial Paper	62479LFA8	MUFG BANK LTD NY	-	0.00	1.92	12/30/19	6/10/20	-	19,000	-	19,000	
Commercial Paper	62479LFF7	MUFG BANK LTD NY	-	0.00	2.07	9/24/19	6/15/20	-	39,667	-	39,667	
Commercial Paper	62479LFQ3	MUFG BANK LTD NY	-	0.00	1.65	2/3/20	6/24/20	-	26,194	-	26,194	
Commercial Paper	89233GFR2	TOYOTA MOTOR CREDIT CORP	-	0.00	1.67	2/11/20	6/25/20	-	27,667	-	27,667	
Commercial Paper	62479LG17	MUFG BANK LTD NY	60,000,000	0.00	1.96	10/25/19	7/1/20	-	96,500	-	96,500	
Commercial Paper	62479LG17	MUFG BANK LTD NY	75,000,000	0.00	1.95	10/21/19	7/1/20	-	120,000	-	120,000	
Commercial Paper	89233GG18	TOYOTA MOTOR CREDIT CORP	50,000,000	0.00	1.89	11/6/19	7/1/20	-	77,917	-	77,917	
Commercial Paper	89233GG18	TOYOTA MOTOR CREDIT CORP	50,000,000	0.00	1.88	12/9/19	7/1/20	-	77,500	-	77,500	
Commercial Paper	89233GGN0	TOYOTA MOTOR CREDIT CORP	50,000,000	0.00	1.58	2/25/20	7/22/20	-	65,417	-	65,417	
Commercial Paper	62479LGQ2	MUFG BANK LTD NY	60,000,000	0.00	1.51	2/27/20	7/24/20	-	75,000	-	75,000	

Monthly Investment Earnings

Pooled Fund

Type of Investment	CUSIP	Issuer Name	Par Value	Coupon	YTM ¹	Settle Date	Maturity		Amort. Expense	Realized Gain/(Loss)	Earned Income /Net Earnings
							Date	Date			
Commercial Paper	62479LH57	MUFG BANK LTD NY	50,000,000	0.00	1.72	1/29/20	8/5/20	-	70,833	-	70,833
Commercial Paper	46640PH63	JP MORGAN SECURITIES LLC	25,000,000	0.00	1.65	2/3/20	8/6/20	-	34,167	-	34,167
Commercial Paper	46640PHH9	JP MORGAN SECURITIES LLC	25,000,000	0.00	1.65	2/3/20	8/17/20	-	34,167	-	34,167
Commercial Paper	89233GHH2	TOYOTA MOTOR CREDIT CORP	50,000,000	0.00	1.83	12/6/19	8/17/20	-	75,417	-	75,417
Commercial Paper	89233GHK5	TOYOTA MOTOR CREDIT CORP	50,000,000	0.00	1.64	2/14/20	8/19/20	-	67,917	-	67,917
Commercial Paper	62479LHR9	MUFG BANK LTD NY	45,000,000	0.00	1.90	12/10/19	8/25/20	-	70,125	-	70,125
Subtotals			\$ 590,000,000					\$ -	\$ 983,153	\$ -	\$ 983,153
Medium Term Notes	89236TFQ3	TOYOTA MOTOR CREDIT CORP	\$ 5,000,000	3.05	3.08	1/8/19	1/8/21	\$ 12,708	\$ 123	\$ -	\$ 12,831
Subtotals			\$ 5,000,000					\$ 12,708	\$ 123	\$ -	\$ 12,831
Money Market Funds	09248U718	BLACKROCK LIQ INST GOV FUND	\$ 10,542,536	0.10	0.10	6/30/20	7/1/20	\$ 889	\$ -	\$ -	\$ 889
Money Market Funds	262006208	DREYFUS GOVERN CASH MGMT-I	10,601,812	0.10	0.10	6/30/20	7/1/20	852	-	-	852
Money Market Funds	31607A703	FIDELITY INST GOV FUND	979,199,201	0.11	0.11	6/30/20	7/1/20	83,875	-	-	83,875
Money Market Funds	608919718	FEDERATED GOVERNMENT OBL-PRM	1,300,789,105	0.12	0.12	6/30/20	7/1/20	138,566	-	-	138,566
Money Market Funds	61747C707	MORGAN STANLEY INST GOVT FUND	11,383,584	0.06	0.06	6/30/20	7/1/20	579	-	-	579
Subtotals			\$ 2,312,516,239					\$ 224,762	\$ -	\$ -	\$ 224,762
Supranationals	459052XW1	INTL BK RECON & DEVELOP DISC	\$ -	0.00	1.61	12/11/19	6/8/20	\$ -	\$ 31,111	\$ -	\$ 31,111
Supranationals	459052YA8	INTL BK RECON & DEVELOP DISC	-	0.00	0.34	4/14/20	6/12/20	-	5,194	-	5,194
Supranationals	45818KYD8	INTL BK RECON & DEVELOP DISC	-	0.00	0.33	4/13/20	6/15/20	-	6,417	-	6,417
Supranationals	459052YU4	INTL BK RECON & DEVELOP DISC	-	0.00	0.80	3/18/20	6/30/20	-	51,556	-	51,556
Supranationals	459052YV2	INTL BK RECON & DEVELOP DISC	50,000,000	0.00	0.25	4/8/20	7/1/20	-	10,417	-	10,417
Supranationals	459052YV2	INTL BK RECON & DEVELOP DISC	100,000,000	0.00	1.59	1/7/20	7/1/20	-	131,667	-	131,667
Supranationals	45818KZA3	INTER-AMERICAN DEVELOP DISCOUN	25,000,000	0.00	0.70	3/20/20	7/6/20	-	14,583	-	14,583
Supranationals	459058GA5	INTL BK RECON & DEVELOP	50,000,000	1.63	1.64	8/29/17	9/4/20	67,750	286	-	68,036
Supranationals	45905UQ80	INTL BK RECON & DEVELOP	50,000,000	1.95	1.97	11/9/17	11/9/20	81,250	958	-	82,208
Supranationals	45905UQ80	INTL BK RECON & DEVELOP	50,000,000	1.95	2.15	12/20/17	11/9/20	81,250	8,005	-	89,255
Supranationals	45950KCM0	INTERNATIONAL FINANCE CORP	50,000,000	2.25	2.35	1/25/18	1/25/21	93,750	4,024	-	97,774
Supranationals	4581X0DB1	INTER-AMERICAN DEVEL BK	45,000,000	2.63	2.70	4/19/18	4/19/21	98,438	2,710	-	101,147
Supranationals	4581X0DB1	INTER-AMERICAN DEVEL BK	50,000,000	2.63	2.84	5/16/18	4/19/21	109,375	8,588	-	117,963
Supranationals	45950KCJ7	INTERNATIONAL FINANCE CORP	12,135,000	1.13	2.97	5/23/18	7/20/21	11,387	16,587	-	27,974
Supranationals	459058GH0	INTL BK RECON & DEVELOP	50,000,000	2.75	2.85	7/25/18	7/23/21	114,583	3,208	-	117,792
Supranationals	459058HV8	INTL BK RECON & DEVELOP	25,000,000	2.05	2.05	1/28/20	1/28/25	42,708	-	-	42,708
Supranationals	459058HV8	INTL BK RECON & DEVELOP	25,000,000	2.05	2.05	1/28/20	1/28/25	42,708	-	-	42,708
Supranationals	459058HV8	INTL BK RECON & DEVELOP	50,000,000	2.05	2.05	1/28/20	1/28/25	85,417	-	-	85,417
Subtotals			\$ 632,135,000					\$ 828,616	\$ 295,311	\$ -	\$ 1,123,926
Grand Totals			\$ 11,957,162,653					\$ 10,209,722	\$ 1,367,072	\$ 17,724	\$ 11,594,518

¹ Yield to maturity is calculated at purchase

Investment Transactions

Pooled Fund

For month ended June 30, 2020

Transaction	Settle Date	Maturity	Type of Investment	Issuer Name	CUSIP	Par Value	Coupon	YTM	Price	Interest	Transaction
Purchase	6/2/20	7/1/20	Money Market Funds	FEDERATED GOVERNMENT OBL	608919718	\$ 93,000,000	0.12	0.12	\$ 100.00	\$ -	\$ 93,000,000
Purchase	6/2/20	9/15/20	U.S. Treasuries	TREASURY BILL	9127963Y3	40,000,000	0.00	0.15	99.96	-	39,982,208
Purchase	6/4/20	6/30/20	U.S. Treasuries	TREASURY BILL	9127962X6	50,000,000	0.00	0.12	99.99	-	49,995,847
Purchase	6/4/20	7/28/20	U.S. Treasuries	TREASURY BILL	9127963G2	25,000,000	0.00	0.12	99.98	-	24,995,500
Purchase	6/4/20	12/1/20	Public Time Deposits	SAN FRANCISCO CREDIT UNI	PPE504BU6	10,000,000	0.20	0.20	100.00	-	10,000,000
Purchase	6/5/20	7/1/20	Money Market Funds	FEDERATED GOVERNMENT OBL	608919718	100,000,000	0.12	0.12	100.00	-	100,000,000
Purchase	6/8/20	10/1/20	U.S. Treasuries	TREASURY BILL	9127962J7	25,000,000	0.00	0.17	99.95	-	24,986,655
Purchase	6/8/20	10/14/20	Federal Agencies	FED HOME LN DISCOUNT NT	313384K65	25,000,000	0.00	0.17	99.94	-	24,985,333
Purchase	6/8/20	10/14/20	Federal Agencies	FED HOME LN DISCOUNT NT	313384K65	25,000,000	0.00	0.17	99.94	-	24,985,333
Purchase	6/8/20	10/20/20	U.S. Treasuries	TREASURY BILL	9127964J5	50,000,000	0.00	0.17	99.94	-	49,969,292
Purchase	6/8/20	12/7/20	Public Time Deposits	BANK OF SAN FRANCISCO	PPE505CM0	5,000,000	0.20	0.20	100.00	-	5,000,000
Purchase	6/9/20	8/4/20	U.S. Treasuries	TREASURY BILL	9127963M9	100,000,000	0.00	0.15	99.98	-	99,977,444
Purchase	6/9/20	11/5/20	U.S. Treasuries	TREASURY BILL	912796TP4	50,000,000	0.00	0.18	99.93	-	49,963,733
Purchase	6/11/20	8/20/20	U.S. Treasuries	TREASURY BILL	912796XF1	50,000,000	0.00	0.16	99.97	-	49,984,688
Purchase	6/11/20	10/20/20	U.S. Treasuries	TREASURY BILL	9127964J5	30,000,000	0.00	0.18	99.94	-	29,980,678
Purchase	6/11/20	11/3/20	U.S. Treasuries	TREASURY BILL	9127964Q9	50,000,000	0.00	0.18	99.93	-	49,963,750
Purchase	6/12/20	7/1/20	Money Market Funds	FEDERATED GOVERNMENT OBL	608919718	98,000,000	0.12	0.12	100.00	-	98,000,000
Purchase	6/12/20	9/8/20	U.S. Treasuries	TREASURY BILL	9127963X5	25,000,000	0.00	0.16	99.96	-	24,990,222
Purchase	6/12/20	9/8/20	U.S. Treasuries	TREASURY BILL	9127963X5	25,000,000	0.00	0.16	99.96	-	24,990,222
Purchase	6/12/20	11/10/20	U.S. Treasuries	TREASURY BILL	9127964R7	55,000,000	0.00	0.17	99.93	-	54,960,782
Purchase	6/15/20	7/1/20	Money Market Funds	FEDERATED GOVERNMENT OBL	608919718	57,000,000	0.12	0.12	100.00	-	57,000,000
Purchase	6/15/20	9/1/20	U.S. Treasuries	TREASURY BILL	9127963R8	50,000,000	0.00	0.15	99.97	-	49,983,750
Purchase	6/15/20	9/10/20	U.S. Treasuries	TREASURY BILL	912796TJ8	50,000,000	0.00	0.16	99.96	-	49,981,090
Purchase	6/15/20	9/10/20	U.S. Treasuries	TREASURY BILL	912796TJ8	50,000,000	0.00	0.17	99.96	-	49,980,063
Purchase	6/15/20	11/3/20	U.S. Treasuries	TREASURY BILL	9127964Q9	50,000,000	0.00	0.17	99.93	-	49,966,066
Purchase	6/15/20	12/10/20	U.S. Treasuries	TREASURY BILL	9127963J6	25,000,000	0.00	0.17	99.91	-	24,978,739
Purchase	6/15/20	12/10/20	U.S. Treasuries	TREASURY BILL	9127963J6	25,000,000	0.00	0.17	99.91	-	24,978,739
Purchase	6/15/20	12/10/20	U.S. Treasuries	TREASURY BILL	9127963J6	25,000,000	0.00	0.18	99.91	-	49,955,500
Purchase	6/16/20	11/17/20	U.S. Treasuries	TREASURY BILL	9127964S5	50,000,000	0.00	0.18	99.92	-	49,961,500
Purchase	6/16/20	11/17/20	U.S. Treasuries	TREASURY BILL	9127964S5	50,000,000	0.00	0.18	99.92	-	49,961,286
Purchase	6/18/20	9/17/20	U.S. Treasuries	TREASURY BILL	9127962G3	100,000,000	0.00	0.18	99.96	-	99,955,764
Purchase	6/19/20	12/17/20	U.S. Treasuries	TREASURY BILL	9127963K3	50,000,000	0.00	0.16	99.92	-	49,959,149
Purchase	6/19/20	12/18/20	Federal Agencies	FED HOME LN DISCOUNT NT	313384T74	25,000,000	0.00	0.17	99.91	-	24,978,514
Purchase	6/19/20	12/18/20	Federal Agencies	FED HOME LN DISCOUNT NT	313384T74	25,000,000	0.00	0.17	99.91	-	24,978,514
Purchase	6/22/20	7/1/20	Money Market Funds	FIDELITY INST GOV FUND	31607A703	22,000,000	0.11	0.11	100.00	-	22,000,000
Purchase	6/22/20	8/6/20	U.S. Treasuries	TREASURY BILL	912796WZ8	50,000,000	0.00	0.13	99.98	-	49,991,625
Purchase	6/23/20	12/23/20	Public Time Deposits	BRIDGE BANK	PPE808900	10,000,000	0.22	0.22	100.00	-	10,000,000
Purchase	6/24/20	8/24/20	Federal Agencies	FREDDIE DISCOUNT	313396D34	25,000,000	0.00	0.13	99.98	-	24,994,705
Purchase	6/24/20	8/25/20	U.S. Treasuries	TREASURY BILL	9127963Q0	25,000,000	0.00	0.12	99.98	-	24,994,833
Purchase	6/25/20	8/11/20	U.S. Treasuries	TREASURY BILL	9127963N7	25,000,000	0.00	0.12	99.98	-	24,996,090
Purchase	6/25/20	8/18/20	U.S. Treasuries	TREASURY BILL	9127963P2	25,000,000	0.00	0.12	99.98	-	24,995,463
Purchase	6/25/20	8/25/20	U.S. Treasuries	TREASURY BILL	9127963Q0	25,000,000	0.00	0.13	99.98	-	24,994,599
Purchase	6/25/20	11/24/20	U.S. Treasuries	TREASURY BILL	9127964T3	25,000,000	0.00	0.16	99.93	-	24,983,375
Purchase	6/26/20	8/18/20	U.S. Treasuries	TREASURY BILL	9127963P2	25,000,000	0.00	0.13	99.98	-	24,995,363
Purchase	6/26/20	9/25/20	Federal Agencies	FED HOME LN DISCOUNT NT	313384H36	22,500,000	0.00	0.15	99.96	-	22,491,753
Purchase	6/29/20	7/1/20	Money Market Funds	FIDELITY INST GOV FUND	31607A703	51,000,000	0.11	0.11	100.00	-	51,000,000
Purchase	6/29/20	8/6/20	U.S. Treasuries	TREASURY BILL	912796WZ8	25,000,000	0.00	0.12	99.99	-	24,996,804
Purchase	6/29/20	12/24/20	U.S. Treasuries	TREASURY BILL	9127963L1	25,000,000	0.00	0.16	99.92	-	24,979,913
Purchase	6/30/20	7/1/20	Money Market Funds	BLACKROCK LIQ INST GOV F	09248U718	889	0.10	0.10	100.00	-	889
Purchase	6/30/20	7/1/20	Money Market Funds	DREYFUS GOVERN CASH MGMT	262006208	852	0.10	0.10	100.00	-	852
Purchase	6/30/20	7/1/20	Money Market Funds	FIDELITY INST GOV FUND	31607A703	83,875	0.11	0.11	100.00	-	83,875
Purchase	6/30/20	7/1/20	Money Market Funds	FIDELITY INST GOV FUND	31607A703	50,000,000	0.11	0.11	100.00	-	50,000,000

Investment Transactions

Pooled Fund

Transaction	Settle Date	Maturity	Type of Investment	Issuer Name	CUSIP	Par Value	Coupon	YTM	Price	Interest	Transaction
Purchase	6/30/20	7/1/20	Money Market Funds	FEDERATED GOVERNMENT OBL	608919718	138,566	0.12	0.12	100.00	-	138,566
Purchase	6/30/20	7/1/20	Money Market Funds	FEDERATED GOVERNMENT OBL	608919718	40,000,000	0.12	0.12	100.00	-	40,000,000
Purchase	6/30/20	7/1/20	Money Market Funds	MORGAN STANLEY INST GOVT	61747C707	579	0.06	0.06	100.00	-	579
Subtotals						\$2,058,724,762	0.03	0.15	\$ 99.96	\$ -	\$2,057,969,645
Sale	6/1/20	7/1/20	Money Market Funds	FIDELITY INST GOV FUND	31607A703	\$ 100,000,000	0.15	0.15	\$ 100.00	\$ -	\$ 100,000,000
Sale	6/1/20	7/1/20	Money Market Funds	FEDERATED GOVERNMENT OBL	608919718	18,000,000	0.16	0.16	100.00	-	18,000,000
Sale	6/3/20	7/1/20	Money Market Funds	FIDELITY INST GOV FUND	31607A703	21,000,000	0.11	0.11	100.00	-	21,000,000
Sale	6/4/20	7/1/20	Money Market Funds	FEDERATED GOVERNMENT OBL	608919718	40,000,000	0.12	0.12	100.00	-	40,000,000
Sale	6/5/20	7/1/20	Money Market Funds	FIDELITY INST GOV FUND	31607A703	16,000,000	0.11	0.11	100.00	-	16,000,000
Sale	6/8/20	7/1/20	Money Market Funds	FEDERATED GOVERNMENT OBL	608919718	66,000,000	0.12	0.12	100.00	-	66,000,000
Sale	6/9/20	7/1/20	Money Market Funds	FEDERATED GOVERNMENT OBL	608919718	24,000,000	0.12	0.12	100.00	-	24,000,000
Sale	6/10/20	7/1/20	Money Market Funds	FEDERATED GOVERNMENT OBL	608919718	24,000,000	0.12	0.12	100.00	-	24,000,000
Sale	6/11/20	7/1/20	Money Market Funds	FIDELITY INST GOV FUND	31607A703	25,000,000	0.11	0.11	100.00	-	25,000,000
Sale	6/11/20	7/1/20	Money Market Funds	FEDERATED GOVERNMENT OBL	608919718	90,000,000	0.12	0.12	100.00	-	90,000,000
Sale	6/16/20	7/1/20	Money Market Funds	FEDERATED GOVERNMENT OBL	608919718	18,000,000	0.12	0.12	100.00	-	18,000,000
Sale	6/17/20	7/1/20	Money Market Funds	FIDELITY INST GOV FUND	31607A703	15,000,000	0.11	0.11	100.00	-	15,000,000
Sale	6/18/20	7/1/20	Money Market Funds	FIDELITY INST GOV FUND	31607A703	20,000,000	0.11	0.11	100.00	-	20,000,000
Sale	6/18/20	7/1/20	Money Market Funds	FEDERATED GOVERNMENT OBL	608919718	100,000,000	0.12	0.12	100.00	-	100,000,000
Sale	6/23/20	7/1/20	Money Market Funds	FEDERATED GOVERNMENT OBL	608919718	14,000,000	0.12	0.12	100.00	-	14,000,000
Sale	6/24/20	7/1/20	Money Market Funds	FEDERATED GOVERNMENT OBL	608919718	10,000,000	0.12	0.12	100.00	-	10,000,000
Sale	6/25/20	7/1/20	Money Market Funds	FEDERATED GOVERNMENT OBL	608919718	15,000,000	0.12	0.12	100.00	-	15,000,000
Sale	6/26/20	7/1/20	Money Market Funds	FEDERATED GOVERNMENT OBL	608919718	68,000,000	0.12	0.12	100.00	-	68,000,000
Subtotals						\$ 684,000,000	0.13	0.13	\$ 100.00	\$ -	\$ 684,000,000
Call	6/12/20	3/12/25	Federal Agencies	FREDDIE MAC	3134GVFP8	\$ 25,000,000	1.45	1.45	100.00	\$ -	\$ 25,000,000
Call	6/12/20	3/12/25	Federal Agencies	FREDDIE MAC	3134GVFP8	25,000,000	1.45	1.45	100.00	-	25,000,000
Call	6/12/20	3/12/25	Federal Agencies	FREDDIE MAC	3134GVFP8	50,000,000	1.45	1.45	100.00	-	50,000,000
Call	6/13/20	9/13/21	Federal Agencies	FREDDIE MAC	3134GUAEO	25,000,000	2.03	2.03	100.00	-	25,000,000
Call	6/13/20	9/13/21	Federal Agencies	FREDDIE MAC	3134GUAEO	25,000,000	2.03	2.03	100.00	-	25,000,000
Call	6/13/20	9/13/21	Federal Agencies	FREDDIE MAC	3134GUAEO	25,000,000	2.03	2.03	100.00	-	25,000,000
Call	6/13/20	9/13/21	Federal Agencies	FREDDIE MAC	3134GUAEO	25,000,000	2.03	2.03	100.00	-	25,000,000
Call	6/13/20	9/13/21	Federal Agencies	FREDDIE MAC	3134GUAX8	25,000,000	2.03	2.03	100.00	-	25,000,000
Call	6/13/20	9/13/21	Federal Agencies	FREDDIE MAC	3134GUAX8	25,000,000	2.03	2.03	100.00	-	25,000,000
Call	6/13/20	9/13/21	Federal Agencies	FREDDIE MAC	3134GUAX8	25,000,000	2.03	2.03	100.00	-	25,000,000
Call	6/13/20	9/13/21	Federal Agencies	FREDDIE MAC	3134GUAX8	25,000,000	2.03	2.03	100.00	-	25,000,000
Call	6/19/20	12/19/24	Federal Agencies	FEDERAL HOME LOAN BANK	3130AHRR6	98,545,000	2.10	2.10	100.00	-	98,545,000
Call	6/30/20	3/30/22	Federal Agencies	FREDDIE MAC	3134GVHU5	60,000,000	1.15	1.15	100.00	-	60,000,000
Subtotals						\$ 458,545,000	1.80	1.80	\$ -	\$ -	\$ 458,545,000
Maturity	6/2/20	6/2/20	Federal Agencies	FED HOME LN DISCOUNT NT	313384XQ7	\$ 20,000,000	0.00	1.56	100.00	\$ -	\$ 20,000,000
Maturity	6/2/20	6/2/20	U.S. Treasuries	TREASURY BILL	9127962P3	100,000,000	0.00	0.05	100.00	-	100,000,000
Maturity	6/4/20	6/4/20	U.S. Treasuries	TREASURY BILL	912796TX7	25,000,000	0.00	0.05	100.00	-	25,000,000
Maturity	6/4/20	6/4/20	U.S. Treasuries	TREASURY BILL	912796TX7	25,000,000	0.00	0.05	100.00	-	25,000,000
Maturity	6/4/20	6/4/20	Public Time Deposits	SAN FRANCISCO CRED UNION	PP9N4D668	10,000,000	1.83	1.83	100.00	42,695	10,042,695
Maturity	6/5/20	6/5/20	Commercial Paper	MUFG BANK LTD NY	62479LF59	25,000,000	0.00	2.07	100.00	-	25,000,000
Maturity	6/8/20	6/8/20	Supranationals	INTL BK RECON & DEVELOP	459052XW1	100,000,000	0.00	1.61	100.00	-	100,000,000
Maturity	6/8/20	6/8/20	Public Time Deposits	BANK OF SAN FRANCISCO	PP9J7XBG2	5,000,000	1.79	1.79	100.00	19,625	5,019,625
Maturity	6/9/20	6/9/20	U.S. Treasuries	TREASURY BILL	9127962U2	25,000,000	0.00	0.08	100.00	-	25,000,000
Maturity	6/9/20	6/9/20	U.S. Treasuries	TREASURY BILL	9127962U2	25,000,000	0.00	0.07	100.00	-	25,000,000
Maturity	6/9/20	6/9/20	U.S. Treasuries	TREASURY BILL	9127962U2	40,000,000	0.00	0.04	100.00	-	40,000,000
Maturity	6/9/20	6/9/20	U.S. Treasuries	TREASURY BILL	9127962U2	50,000,000	0.00	0.07	100.00	-	50,000,000
Maturity	6/10/20	6/10/20	Commercial Paper	MUFG BANK LTD NY	62479LFA8	40,000,000	0.00	1.92	100.00	-	40,000,000
Maturity	6/12/20	6/12/20	Supranationals	INTL BK RECON & DEVELOP	459052YA8	50,000,000	0.00	0.34	100.00	-	50,000,000

Investment Transactions

Pooled Fund

Transaction	Settle Date	Maturity	Type of Investment	Issuer Name	CUSIP	Par Value	Coupon	YTM	Price	Interest	Transaction
Maturity	6/15/20	6/15/20	Federal Agencies	FED HOME LN DISCOUNT NT	313384YD5	25,000,000	0.00	0.09	100.00	-	25,000,000
Maturity	6/15/20	6/15/20	Federal Agencies	FEDERAL FARM CREDIT BANK	3133EHNK5	25,000,000	1.54	1.54	100.00	192,500	25,192,500
Maturity	6/15/20	6/15/20	Federal Agencies	FEDERAL FARM CREDIT BANK	3133EHNK5	26,900,000	1.54	1.55	100.00	207,130	27,107,130
Maturity	6/15/20	6/15/20	Supranationals	INTL BK RECON & DEVELOP	45818KYD8	50,000,000	0.00	0.33	100.00	-	50,000,000
Maturity	6/15/20	6/15/20	Commercial Paper	MUFG BANK LTD NY	62479LFF7	50,000,000	0.00	2.07	100.00	-	50,000,000
Maturity	6/15/20	6/15/20	U.S. Treasuries	US TREASURY	912828XU9	50,000,000	1.50	1.51	100.00	375,000	50,375,000
Maturity	6/15/20	6/15/20	U.S. Treasuries	US TREASURY	912828XU9	50,000,000	1.50	2.39	100.00	375,000	50,375,000
Maturity	6/15/20	6/15/20	U.S. Treasuries	US TREASURY	912828XU9	100,000,000	1.50	2.67	100.00	750,000	100,750,000
Maturity	6/16/20	6/16/20	Federal Agencies	FED FARM CRD DISCOUNT NT	313312YE4	49,000,000	0.00	0.10	100.00	-	49,000,000
Maturity	6/16/20	6/16/20	U.S. Treasuries	TREASURY BILL	9127962V0	25,000,000	0.00	0.09	100.00	-	25,000,000
Maturity	6/22/20	6/22/20	Federal Agencies	FREDDIE MAC DISCOUNT NT	313396YL1	15,000,000	0.00	1.53	100.00	-	15,000,000
Maturity	6/22/20	6/22/20	Federal Agencies	FREDDIE MAC	3134GBST0	14,675,000	1.65	1.65	100.00	121,069	14,796,069
Maturity	6/22/20	6/22/20	Negotiable CDs	TORONTO DOMINION BANK NY	89114NB20	60,000,000	1.83	1.83	100.00	658,800	60,658,800
Maturity	6/23/20	6/23/20	Public Time Deposits	BRIDGE BANK	PP9W8R1R2	10,000,000	1.98	1.98	100.00	82,505	10,082,505
Maturity	6/24/20	6/24/20	Federal Agencies	FREDDIE MAC DISCOUNT NT	313396YN7	50,000,000	0.00	1.56	100.00	-	50,000,000
Maturity	6/24/20	6/24/20	Commercial Paper	MUFG BANK LTD NY	62479LFFQ3	25,000,000	0.00	1.65	100.00	-	25,000,000
Maturity	6/25/20	6/25/20	Federal Agencies	FREDDIE MAC DISCOUNT NT	313396YP2	10,000,000	0.00	1.55	100.00	-	10,000,000
Maturity	6/25/20	6/25/20	Negotiable CDs	TORONTO DOMINION BANK NY	89114NGG4	50,000,000	1.65	1.65	100.00	320,833	50,320,833
Maturity	6/25/20	6/25/20	Commercial Paper	TOYOTA MOTOR CREDIT CORP	89233GFR2	25,000,000	0.00	1.67	100.00	-	25,000,000
Maturity	6/30/20	6/30/20	Supranationals	INTL BK RECON & DEVELOP	459052YU4	80,000,000	0.00	0.80	100.00	-	80,000,000
Maturity	6/30/20	6/30/20	U.S. Treasuries	TREASURY BILL	9127962X6	50,000,000	0.00	0.09	100.00	-	50,000,000
Maturity	6/30/20	6/30/20	U.S. Treasuries	TREASURY BILL	9127962X6	50,000,000	0.00	0.12	100.00	-	50,000,000
Maturity	6/30/20	6/30/20	U.S. Treasuries	US TREASURY	912828XY1	50,000,000	2.50	2.38	100.00	625,000	50,625,000
Subtotals						\$1,480,575,000	0.52	1.14	\$ -	\$ 3,770,158	\$1,484,345,158

Interest	6/1/20	3/1/21	Negotiable CDs	BANK OF MONTREAL CHICAGO	06367BJF7	\$ 100,000,000	0.75	0.75	0.00	0.00	\$ 64,595
Interest	6/2/20	6/2/22	Federal Agencies	FEDERAL FARM CREDIT BANK	3133EHLY7	50,000,000	1.88	1.85	0.00	0.00	468,750
Interest	6/2/20	6/2/22	Federal Agencies	FEDERAL FARM CREDIT BANK	3133EHLY7	50,000,000	1.88	1.88	0.00	0.00	468,750
Interest	6/2/20	9/2/20	Negotiable CDs	BANK OF MONTREAL CHICAGO	06367BAC3	50,000,000	1.67	1.67	0.00	0.00	213,437
Interest	6/2/20	11/2/20	Federal Agencies	FARMER MAC	3132X0KR1	25,000,000	0.53	0.53	0.00	0.00	11,402
Interest	6/3/20	12/3/20	Negotiable CDs	ROYAL BANK OF CANADA NY	78012URS6	35,000,000	1.57	1.57	0.00	0.00	140,674
Interest	6/3/20	12/3/24	Federal Agencies	FEDERAL FARM CREDIT BANK	3133ELCP7	25,000,000	1.63	1.66	0.00	0.00	203,125
Interest	6/9/20	10/9/20	Negotiable CDs	BANK OF NOVA SCOTIA HOUS	06417MDE2	50,000,000	0.55	0.55	0.00	0.00	22,218
Interest	6/9/20	10/9/20	Negotiable CDs	TORONTO DOMINION BANK NY	89114N6E0	50,000,000	0.55	0.55	0.00	0.00	22,218
Interest	6/9/20	12/9/20	Negotiable CDs	WESTPAC BANKING CORP NY	96130AEP9	50,000,000	1.15	1.15	0.00	0.00	146,801
Interest	6/11/20	12/11/20	Federal Agencies	FEDERAL HOME LOAN BANK	3130A3UQ5	10,000,000	1.88	2.02	0.00	0.00	93,750
Interest	6/12/20	3/12/25	Federal Agencies	FREDDIE MAC	3134GVFP8	25,000,000	1.45	1.45	0.00	0.00	90,625
Interest	6/12/20	3/12/25	Federal Agencies	FREDDIE MAC	3134GVFP8	25,000,000	1.45	1.45	0.00	0.00	90,625
Interest	6/12/20	3/12/25	Federal Agencies	FREDDIE MAC	3134GVFP8	50,000,000	1.45	1.45	0.00	0.00	181,250
Interest	6/13/20	9/13/21	Federal Agencies	FREDDIE MAC	3134GUAEO	25,000,000	2.03	2.03	0.00	0.00	126,875
Interest	6/13/20	9/13/21	Federal Agencies	FREDDIE MAC	3134GUAEO	25,000,000	2.03	2.03	0.00	0.00	126,875
Interest	6/13/20	9/13/21	Federal Agencies	FREDDIE MAC	3134GUAEO	25,000,000	2.03	2.03	0.00	0.00	126,875
Interest	6/13/20	9/13/21	Federal Agencies	FREDDIE MAC	3134GUAEO	25,000,000	2.03	2.03	0.00	0.00	126,875
Interest	6/13/20	9/13/21	Federal Agencies	FREDDIE MAC	3134GUAEO	25,000,000	2.03	2.03	0.00	0.00	126,875
Interest	6/13/20	9/13/21	Federal Agencies	FREDDIE MAC	3134GUAEO	25,000,000	2.03	2.03	0.00	0.00	126,875
Interest	6/13/20	9/13/21	Federal Agencies	FREDDIE MAC	3134GUAEO	25,000,000	2.03	2.03	0.00	0.00	126,875
Interest	6/13/20	9/13/21	Federal Agencies	FREDDIE MAC	3134GUAEO	25,000,000	2.03	2.03	0.00	0.00	126,875
Interest	6/13/20	9/13/21	Federal Agencies	FREDDIE MAC	3134GUAEO	25,000,000	2.03	2.03	0.00	0.00	126,875
Interest	6/13/20	9/13/21	Federal Agencies	FREDDIE MAC	3134GUAEO	25,000,000	2.03	2.03	0.00	0.00	126,875
Interest	6/15/20	3/15/21	Negotiable CDs	ROYAL BANK OF CANADA NY	78012UTJ4	100,000,000	0.93	0.93	0.00	0.00	80,396
Interest	6/15/20	6/15/21	U.S. Treasuries	US TREASURY	9128284T4	50,000,000	2.63	1.66	0.00	0.00	656,250
Interest	6/15/20	6/15/21	U.S. Treasuries	US TREASURY	9128284T4	50,000,000	2.63	1.65	0.00	0.00	656,250
Interest	6/15/20	6/15/21	U.S. Treasuries	US TREASURY	9128284T4	50,000,000	2.63	1.69	0.00	0.00	656,250
Interest	6/15/20	6/15/21	U.S. Treasuries	US TREASURY	9128284T4	50,000,000	2.63	1.65	0.00	0.00	656,250
Interest	6/15/20	6/15/22	Federal Agencies	FEDERAL FARM CREDIT BANK	3133ELDK7	20,000,000	1.63	1.63	0.00	0.00	162,094

Investment Transactions

Pooled Fund

Transaction	Settle Date	Maturity	Type of Investment	Issuer Name	CUSIP	Par Value	Coupon	YTM	Price	Interest	Transaction
Interest	6/15/20	6/15/22	Federal Agencies	FEDERAL FARM CREDIT BANK	3133ELDK7	25,000,000	1.63	1.63	0.00	0.00	202,618
Interest	6/15/20	6/15/22	Federal Agencies	FEDERAL FARM CREDIT BANK	3133ELDK7	25,000,000	1.63	1.63	0.00	0.00	202,618
Interest	6/15/20	12/15/20	Federal Agencies	FARMER MAC	3132X0ZY0	12,750,000	2.05	2.07	0.00	0.00	130,688
Interest	6/15/20	12/15/20	U.S. Treasuries	US TREASURY	9128283L2	50,000,000	1.88	1.63	0.00	0.00	468,750
Interest	6/15/20	12/15/20	U.S. Treasuries	US TREASURY	9128283L2	50,000,000	1.88	1.65	0.00	0.00	468,750
Interest	6/17/20	12/17/21	Federal Agencies	FEDERAL FARM CREDIT BANK	3133EJ3B3	19,000,000	2.80	0.74	0.00	0.00	266,000
Interest	6/17/20	12/17/21	Federal Agencies	FEDERAL FARM CREDIT BANK	3133EJ3B3	25,000,000	2.80	2.84	0.00	0.00	350,000
Interest	6/17/20	12/17/21	Federal Agencies	FEDERAL FARM CREDIT BANK	3133EJ3B3	25,000,000	2.80	2.84	0.00	0.00	350,000
Interest	6/17/20	12/17/21	Federal Agencies	FEDERAL FARM CREDIT BANK	3133EJ3B3	25,000,000	2.80	2.85	0.00	0.00	350,000
Interest	6/19/20	12/19/24	Federal Agencies	FEDERAL HOME LOAN BANK	3130AHRR6	98,545,000	2.10	2.10	0.00	0.00	1,034,723
Interest	6/20/20	10/20/20	Federal Agencies	FEDERAL FARM CREDIT BANK	3133EKR57	112,500,000	0.21	0.32	0.00	0.00	20,416
Interest	6/20/20	12/20/21	Federal Agencies	FEDERAL HOME LOAN BANK	3130AHSR5	22,500,000	1.63	1.68	0.00	0.00	182,813
Interest	6/21/20	12/21/20	Federal Agencies	FEDERAL FARM CREDIT BANK	3133EGX75	50,000,000	0.36	0.36	0.00	0.00	15,538
Interest	6/22/20	6/22/21	Federal Agencies	FANNIE MAE	3135G0U35	25,000,000	2.75	2.76	0.00	0.00	343,750
Interest	6/24/20	9/24/20	Negotiable CDs	TORONTO DOMINION BANK NY	89114N5H4	100,000,000	0.47	0.47	0.00	0.00	37,720
Interest	6/24/20	12/24/20	Federal Agencies	FEDERAL FARM CREDIT BANK	3133EFTX5	100,000,000	0.50	0.50	0.00	0.00	42,905
Interest	6/25/20	3/25/21	Federal Agencies	FEDERAL FARM CREDIT BANK	3133EKR99	90,000,000	0.28	0.30	0.00	0.00	21,564
Interest	6/25/20	9/21/20	Public Time Deposits	BANK OF SAN FRANCISCO	PP9U66BY8	10,000,000	0.33	0.33	0.00	0.00	8,822
Interest	6/26/20	10/26/20	Negotiable CDs	BANK OF MONTREAL CHICAGO	06370R6W4	50,000,000	0.43	0.43	0.00	0.00	18,439
Interest	6/29/20	9/28/20	Negotiable CDs	BANK OF NOVA SCOTIA HOUS	06417MCW3	50,000,000	0.50	0.50	0.00	0.00	22,200
Interest	6/29/20	9/28/20	Negotiable CDs	TORONTO DOMINION BANK NY	89114N5M3	50,000,000	0.50	0.50	0.00	0.00	23,089
Interest	6/29/20	10/28/20	Negotiable CDs	WESTPAC BANKING CORP NY	96130ADY1	50,000,000	0.45	0.45	0.00	0.00	19,978
Interest	6/30/20	3/30/22	Federal Agencies	FREDDIE MAC	3134GVHU5	60,000,000	1.15	1.15	0.00	0.00	172,500
Interest	6/30/20	6/30/21	U.S. Treasuries	US TREASURY	9128287A2	50,000,000	1.63	1.71	0.00	0.00	406,250
Interest	6/30/20	6/30/21	U.S. Treasuries	US TREASURY	9128287A2	50,000,000	1.63	1.67	0.00	0.00	406,250
Interest	6/30/20	6/30/21	U.S. Treasuries	US TREASURY	9128287A2	50,000,000	1.63	1.65	0.00	0.00	406,250
Interest	6/30/20	6/30/21	U.S. Treasuries	US TREASURY	912828S27	25,000,000	1.13	1.64	0.00	0.00	140,625
Interest	6/30/20	6/30/22	U.S. Treasuries	US TREASURY	912828XW5	25,000,000	1.75	1.77	0.00	0.00	218,750
Interest	6/30/20	6/30/23	U.S. Treasuries	US TREASURY	912828S35	50,000,000	1.38	1.61	0.00	0.00	343,750
Interest	6/30/20	7/1/20	Money Market Funds	BLACKROCK LIQ INST GOV F	09248U718	10,542,536	0.10	0.10	0.00	0.00	889
Interest	6/30/20	7/1/20	Money Market Funds	DREYFUS GOVERN CASH MGMT	262006208	10,601,812	0.10	0.10	0.00	0.00	852
Interest	6/30/20	7/1/20	Money Market Funds	FIDELITY INST GOV FUND	31607A703	947,199,201	0.11	0.11	0.00	0.00	83,875
Interest	6/30/20	7/1/20	Money Market Funds	FEDERATED GOVERNMENT OBL	608919718	1,150,789,105	0.12	0.12	0.00	0.00	138,566
Interest	6/30/20	7/1/20	Money Market Funds	MORGAN STANLEY INST GOVT	61747C707	11,383,584	0.06	0.06	0.00	0.00	579
Interest	6/30/20	12/31/20	U.S. Treasuries	US TREASURY	912828N48	50,000,000	1.75	1.64	0.00	0.00	437,500
Interest	6/30/20	12/31/21	U.S. Treasuries	US TREASURY	912828U81	50,000,000	2.00	1.61	0.00	0.00	500,000
Subtotals						\$4,720,811,239	0.81	0.76	\$ -	\$ -	\$ 13,938,727

Grand Totals	55	Purchases
	(18)	Sales
	(50)	Maturities / Calls
	(13)	Change in number of positions



**San Francisco
County Transportation
Authority**

**Attachment 2
Sales Tax Revenue Bond
Debt Expenditure Report
As of June 30, 2020**

Bond Proceed Uses	Bond Proceeds	Spent Bond Proceeds	Remaining Balance
Capital Project Fund	\$204,003,258	\$ 188,895,418	\$15,107,840
Revolver Refinancing	46,000,981	46,000,981	-
Total	\$250,004,239	\$234,896,399	\$15,107,840

Interest Earned	\$4,163,265
-----------------	-------------

Sponsor	Bond-Eligible Reimbursement Requests Paid	Previous	Current	Cumulative Total
SFMTA	Motor Coach Procurement ¹	\$ 40,524,484	\$ 4,967,375	\$ 45,491,859
SFMTA	Trolley Coach Procurement ¹	35,523,496	2,511,707	38,035,204
SFMTA	Radio Communications System & CAD Replacement ¹	35,756,776	-	35,756,776
SFMTA	Central Subway	13,752,000	964,968	14,716,968
SFMTA	Signals - New and Upgraded	4,902,712	5,116,254	10,018,966
TJPA	Transbay Transit Center	8,603,818	66,594	8,670,411
SFMTA	Guideway Improvements (e.g. MME, Green Light Rail Facility, OCS)	7,449,492	264,092	7,713,585
SFMTA	Van Ness Bus Rapid Transit	4,895,929	-	4,895,929
SFMTA	Central Control and Communications (C3) Program ¹	4,146,932	588,786	4,735,718
PCJPB	Caltrain Early Investment Program - Electrification	2,898,251	119,424	3,017,674
SFMTA	Light Rail Vehicle Procurement ¹	2,829,105	-	2,829,105
SFMTA	Escalators	2,707,285	-	2,707,285
PCJPB	Caltrain Early Investment Program - CBOSS	2,171,729	-	2,171,729
SFMTA	1570 Burke Avenue Maintenance Facility	1,983,242	-	1,983,242
SFMTA	Muni Forward	1,435,632	-	1,435,632
SFMTA	Balboa Park Station Area and Plaza Improvements	580,808	742,507	1,323,315
SFMTA	Geary Bus Rapid Transit	1,172,609	-	1,172,609
SFMTA	Signals - Sfgo	142,581	687,187	829,768
PortSF	Downtown Ferry Terminal	440,000	220,000	660,000
SFMTA	Fall Protection Systems	597,849	-	597,849
SFMTA	Traffic Calming Implementation (Prior Areawide Plans)	131,795	-	131,795
	Total	\$ 172,646,525	\$ 16,248,894	\$ 188,895,418
	Percentage of Capital Project Fund Spent	84.63%	7.97%	92.59%

* Major Cash Flow Drivers