

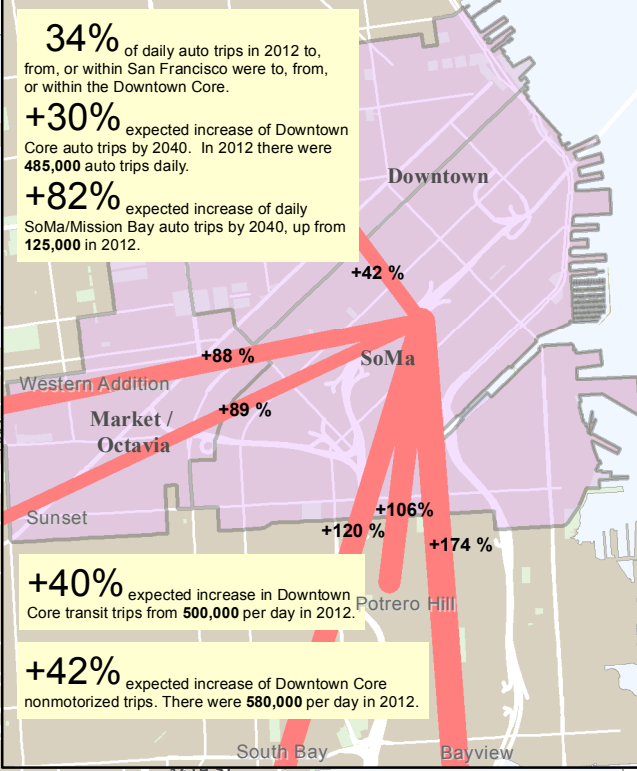
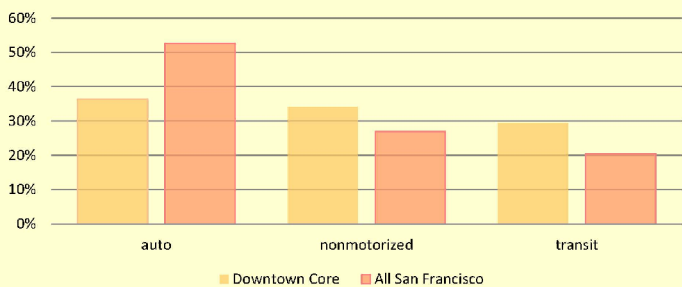
Appendix K

SF TRAVEL AT A GLANCE

3.2 Million trips of all modes were taken to, from, and within San Francisco every day in 2012. This is expected to grow 33% by 2040.

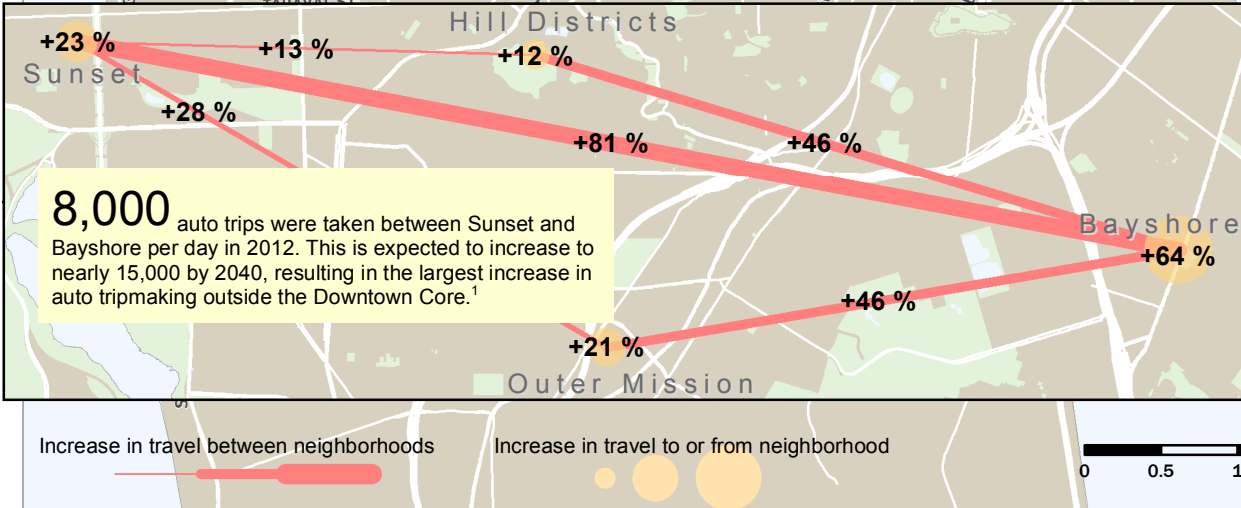
68% of all auto trips within San Francisco, or nearly 695,000 trips per day, were 3 miles or under in 2012. **Over half were under 2 miles.** Shifting only the trips under one mile to walking or bicycling would result in 160,000 fewer auto trips a day.

Daily Mode Share for San Francisco and the Downtown Core



+40% expected increase in Downtown Core transit trips from 500,000 per day in 2012.

+42% expected increase of Downtown Core nonmotorized trips. There were 580,000 per day in 2012.



8,000 auto trips were taken between Sunset and Bayshore per day in 2012. This is expected to increase to nearly 15,000 by 2040, resulting in the largest increase in auto tripmaking outside the Downtown Core.¹

San Francisco at a Glance: Daily Tripmaking to, from, and within San Francisco Now and 2040

Three key travel trends that shaped the SFTP
 Of the 3.2 million trips to, from, or within San Francisco every day, 53% are taken by private automobile. Growth is expected to put exceptional stress on the surface transportation network in coming years, particularly in the Downtown/SoMa Core, the US 101 Corridor, and the Eastern Neighborhoods. Over two-thirds of trips entirely within San Francisco are under three miles in length, and represent an opportunity to shift to non-motorized modes walking and bicycling.

¹Refers to travel between neighborhoods.

