

# 2018 Annual Report

## Transportation Authority Board Agenda Item 9



**SAN FRANCISCO COUNTY TRANSPORTATION AUTHORITY**  
**January 29, 2019**

# Transportation Authority Roles

## Plan | Fund | Deliver



1. Congestion Management Agency (CMA)
2. Prop K Sales Tax Administrator, TFCA and Prop AA Program manager
3. Treasure Island Mobility Management Agency (TIMMA)
4. Lead Agency (YBI Ramps, 101/280 Freeway Management)



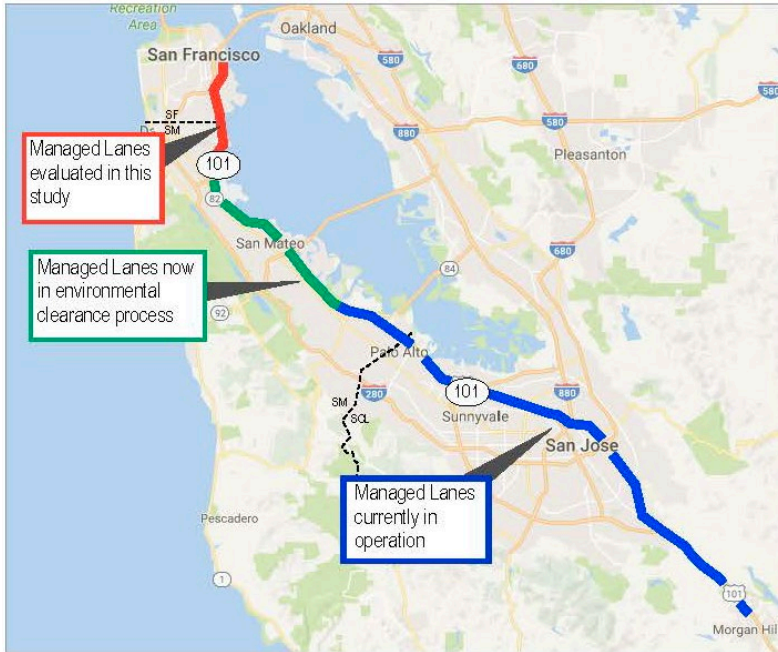
# Plan| Long-range planning – ConnectSF, Horizon and Plan Bay Area 2050 and EMST



- ▶ **ConnectSF:**
  - ▶ Needs Assessment and Network Development (current)
  - ▶ Transit Corridors Study
  - ▶ Streets and Freeway Study
- ▶ **Regional Coordination**
  - ▶ MTC/ABAG Horizon Scenario Planning
  - ▶ Plan Bay Area 2050 – Call for Projects this Spring
  - ▶ SB1 and RM3 Advocacy
  - ▶ BAAQMD Climate Plans
  - ▶ BCDC Resiliency
  - ▶ CASA Initiative



# Plan| Freeway Studies



## US101/I280 Freeway Corridor Management


- ▶ Planning Study adopted
- ▶ Caltrans project development and environmental scoping funds approved
- ▶ Coordination with San Mateo, Santa Clara, Caltrans, MTC
- ▶ Additional outreach, evaluation, planning in 2019



## D9 Freeway Planning

- ▶ Alemany Maze road / network redesigns
- ▶ Caltrans 101 Deck replacement coordination

# Plan | Emerging Mobility and TNC Studies



## Emerging Mobility Framework

- ▶ Adopted 10 goals and Emerging Mobility Evaluation Assessment

## TNC Research

- ▶ Approved TNC & Congestion Study
- ▶ Supported TNC Tax Legislation

## Congestion Management

- ▶ Reviewed 2010 Pricing Study
- ▶ Scoped Congestion Pricing Update

## Shuttle Planning

- ▶ Procured system design
- ▶ D10, D11 Shuttle planning

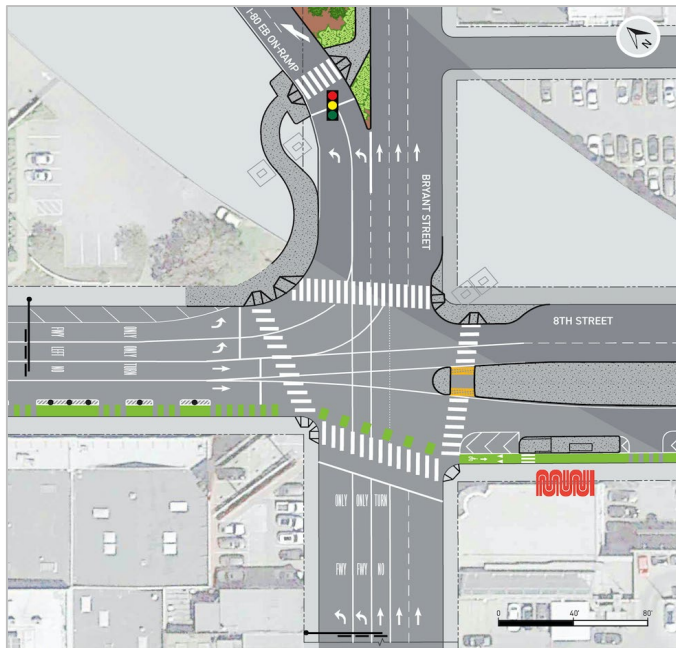




Lombard Crooked Street Study

## TA-led Planning Studies

- ▶ D10 Mobility Study completed (D10 NTIP)
- ▶ Lombard Crooked Streets (D2 NTIP)
- ▶ Vision Zero Ramps Ph1 Study adopted, Ph2 study advanced (D6 NTIP)
- ▶ Kearny Portsmouth Square (D3 NTIP)



8<sup>th</sup> and Bryant Proposed Designs

## CCSF /Regional Coordination

- ▶ Railyard Benefits and Alignment Study - Pennsylvania Alignment chosen for DTX (SF Planning)
- ▶ Better Market Street (SF Public Works)
- ▶ Bayview Transportation Plan (SFMTA)
- ▶ Geneva/Harney BRT studies (SFMTA)
- ▶ Ocean Beach Master Plan (SF Public Works, SF PUC, SFMTA)

# Plan| Treasure Island Mobility Management



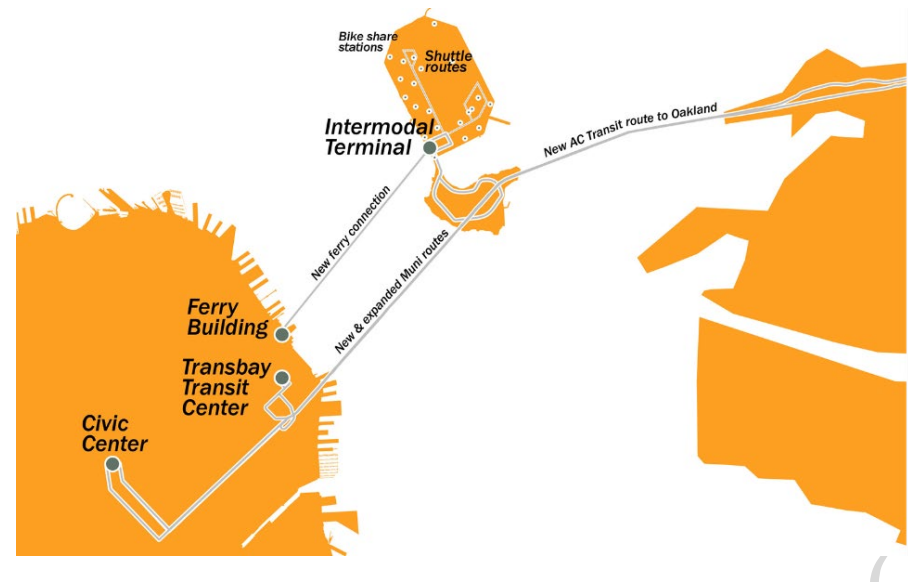
## ▶ Program Development

- ▶ Fund new bus, ferry transit services
- ▶ Household transit pass program
- ▶ Parking management, pricing
- ▶ Vehicle tolls



## ▶ Major activities:

- ▶ Outreach – two rounds focused on affordability program and transit pass design
- ▶ Toll System engineering initiated
- ▶ Ferry, AC Transit coordination
- ▶ Bicycle, ped path development



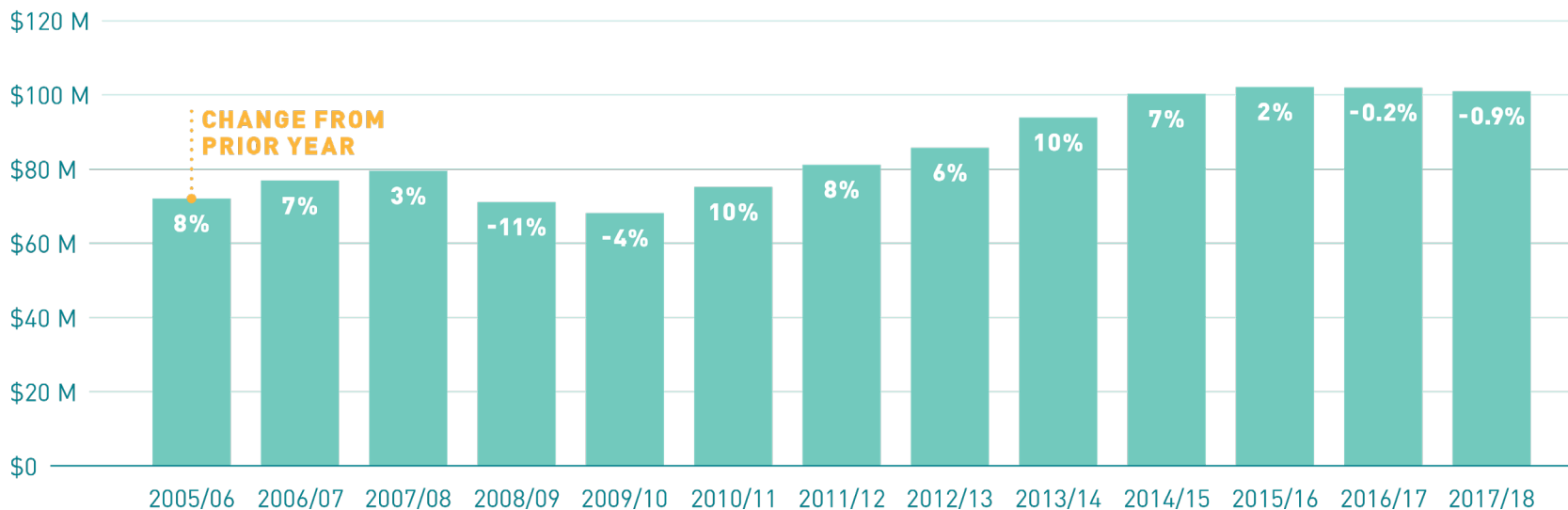
# Fund | Prop K Sales Tax

## Revenues remain high, slower growth



- ▶ Allocated over \$106M in Prop K in 2018
- ▶ Updated Strategic Plan and over 20 5-Year Prioritization Programs
- ▶ On average, each sales tax dollar leverages more than \$4 in other funds

### PROP K SALES TAX REVENUES *in millions of dollars*





# Fund | Neighborhood Transportation Improvement Program (NTIP)



## ▶ New NTIP projects in 2018

- ▶ D1 – SFMTA’s Arguello Boulevard Improvements Plan (Capital)
- ▶ D3 – SFMTA’s Kearny Street Multimodal Implementation Plan (Capital)
- ▶ D3 – SFPW’s Jefferson Street Improvements Phase 2 (Capital)
- ▶ D3 – SFMTA’s Sansome and Battery Connections Project (Capital)
- ▶ D4 – SFMTA’s 45th and Lincoln Intersection Improvements (Capital)
- ▶ D4 – SFMTA’s Lower Great Highway Pedestrian Improvements (Capital)
- ▶ D9 – SFPW’s Alemany Interchange Improvement Phase 2 project (Capital)
- ▶ D9, D10 – SFPW’s Bayshore Blvd/Cesar Chavez St/Potrero Ave Intersection Improvements (Capital)
- ▶ D11 – SFMTA’s District 11 Near-Term Traffic Calming (Capital)

# Fund | Neighborhood Transportation Improvement Program (NTIP)



## ► Five NTIP projects completed in 2018:

- D4 – SFMTA’s 66 Quintara Reconfiguration Study (Plan)
- D6 – SFCTA’s Vision Zero Ramp Intersection Study (Plan)
- D6 – SFPW’s South Park Traffic Calming Project (Capital)
- D7 – SF Planning’s Balboa Area Transportation Demand Management Framework (Plan)
- D10 – SFCTA’s D10 Mobility Management Study (Plan)



66 Quintara Study

## ► Funded NTIP Cycle 2, starting July 1:

- \$100,000 for planning per district, \$600,000 for local match for project development thru construction



D10 Mobility Study Outreach

# Fund | OneBayArea Grant (OBAG)

## Supporting SF's Priority Development Areas



### Cycle 1 projects completed in 2018:

- ▶ Masonic Avenue Streetscape Improvement Project (SFMTA)
- ▶ Broadway Chinatown Streetscape Improvements Project (SFPW)



### Cycle 2 programmed \$42.3 million:

- ▶ Better Market Street (SFPW)
- ▶ Embarcadero Station: Elevator and Faregates (BART)
- ▶ Geary Rapid Transit Phase 1 (SFMTA)
- ▶ Caltrain Electrification Project (PCJPB)
- ▶ John Yehall Chin Elementary Safe Routes to School (SFPW)
- ▶ SRTS Non-Infrastructure Project (SFMTA)



# Fund | Prop AA Vehicle Registration Fee

## Delivering projects quickly to neighborhoods



- ▶ Prop AA delivering tangible benefits quickly
  - ▶ Broadway Chinatown Streetscape Improvements
  - ▶ Webster Street Pedestrian Signals
  - ▶ As of December 2018, 18 of the 25 projects funded to date have been completed and are open for use by the public



# Fund | Transportation Fund for Clean Air (TFCA)



- ▶ **Completed in 2018**
  - ▶ Gator Pass Implementation Project (SFSU)
  - ▶ Emergency Ride Home (SFE)

- ▶ **Improvements totaling \$764,250:**
  - ▶ Bike Racks on Buses (GGBHTD)
  - ▶ Grace Cathedral DC Fast Chargers (Grace Cathedral)
  - ▶ Mixed Use Building Fast Charging in San Francisco (EVgo)
  - ▶ EV Chargers at Faith Institutions (California Interfaith Power and Light)
  - ▶ Ford GoBike memberships for SF State Students (SFSU)
  - ▶ Bike Cage at SF State Thornton Hall (SFSU)
  - ▶ Off-Street Car Share Electrification (EVgo)

# Deliver | Muni and BART Core Capacity



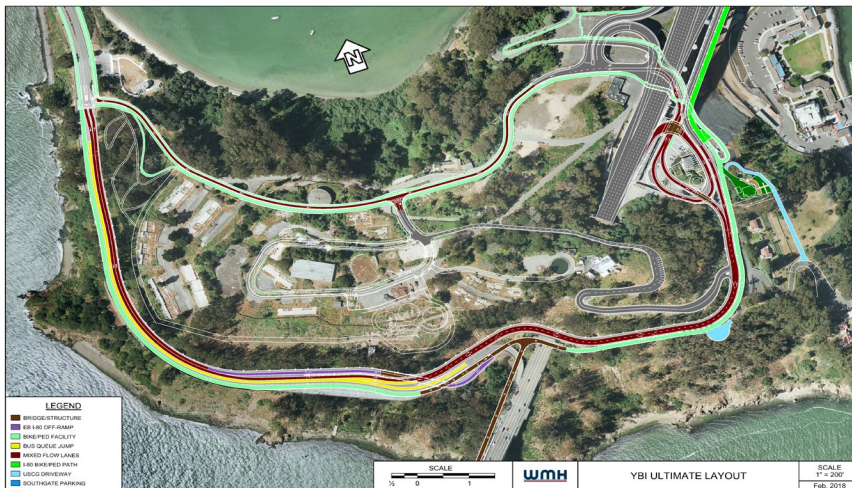
- ▶ Prop K funds are helping SFMTA fully replace its entire bus and LRV fleets
- ▶ New BART vehicles began operating in SF in late 2018
- ▶ Muni Islais Creek Facility opened in May 2018, the first in 25 years



# Deliver | I-80/Yerba Buena Island Infrastructure Program



- ▶ Awarded West Side Bridges CM/GC contract
  - ▶ Retrofit 5 Bridges
  - ▶ Replace 3 Bridges
- ▶ Prepared Southgate Road project for construction
- ▶ Coordinated E2 Piers project with Caltrans, TIDA
- ▶ Coordinated West Span Bicycle/Pedestrian Path Project with BATA, Caltrans

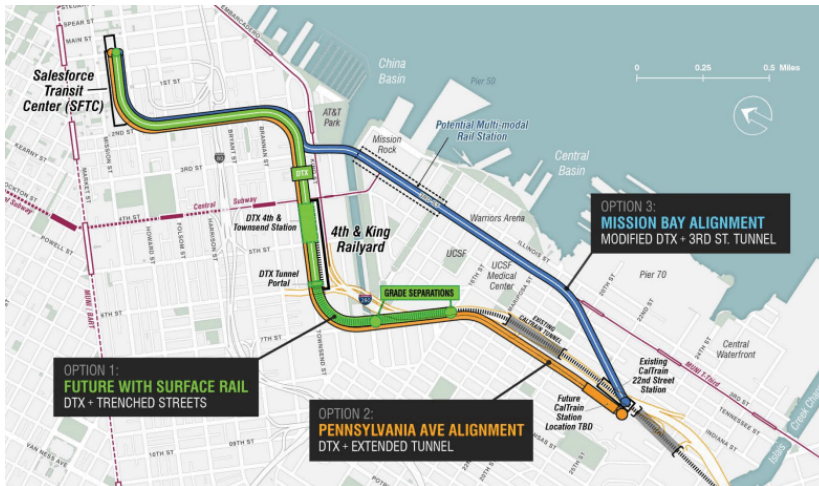


# Deliver | Prop K Oversight

## Transbay Transit Center/Downtown Extension



- ▶ **Transbay Transit Center**
  - ▶ Opening in August
  - ▶ Fissures discovered September
  - ▶ MTC Peer Review Panel in progress
- ▶ **Downtown Rail Extension**
  - ▶ Peer Review Panel evaluated operations studies, and 2- vs. 3-track design, tunneling options
  - ▶ Selection of Pennsylvania alignment for DTX
  - ▶ Review of Phase 1 and peer review of DTX Governance, Oversight and Management underway





# Deliver | Prop K Oversight

## Central Subway, Caltrain Modernization



### ▶ Central Subway

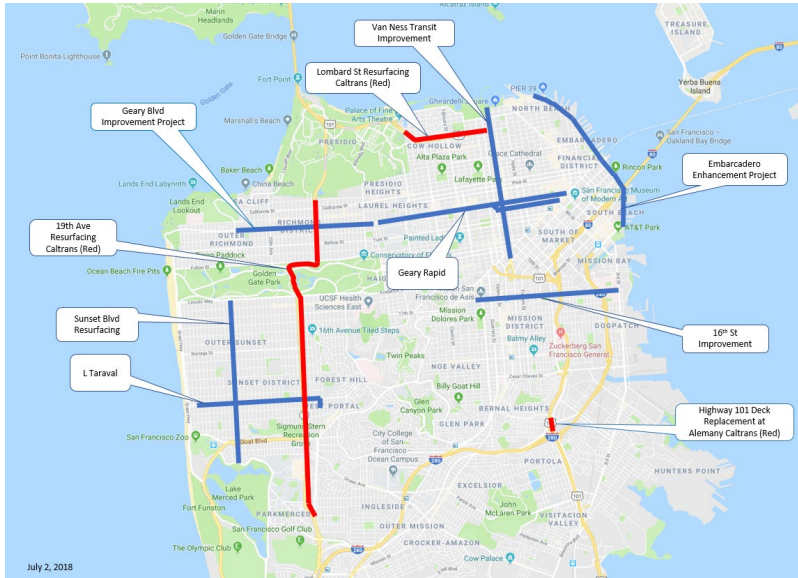
- ▶ Overall project 81 percent complete as of Oct 2018
- ▶ \$61 million in STIP funds backfilled with SFMTA, MTC

### ▶ Caltrain Modernization

- ▶ Design/build contract for Positive Train Control 67% complete
- ▶ Electrification design build contract and vehicles contracts – 29% complete
- ▶ First trainset received; revenue service anticipated in 2022



# Deliver | Prop K Oversight Arterial and BRT Projects



Traffic Management Plans for Street Projects



Van Ness Temporary Bus Stop

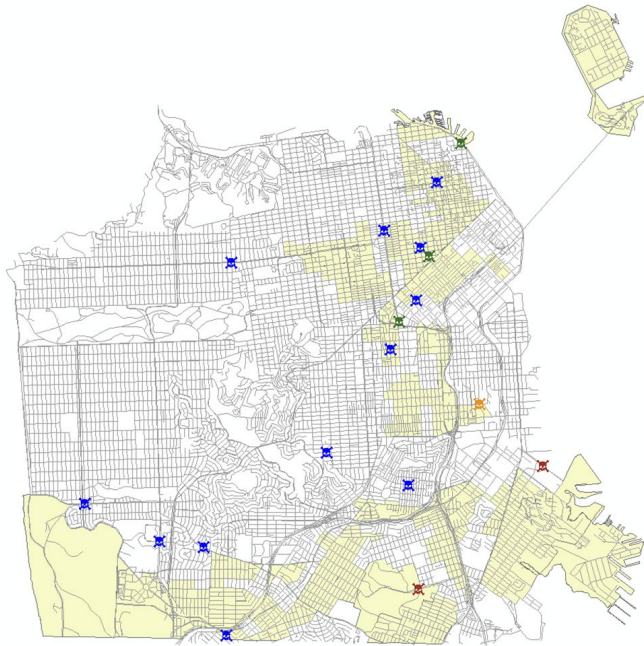


Lombard Street



Geary 38 – Ph 1 BRT to break ground in Feb 2019

# Deliver | Vision Zero Initiatives



- ▶ Vision Zero Committee
- ▶ Education, Outreach, Enforcement, Complete Street projects
- ▶ Focus on Communities of Concern
  - ▶ **56%** of 2018 VZ fatalities occurred in a CoC, which comprise 31% of city streets



# Transparency and Accountability | Audits, Reporting, and Capital Financing



## Financial Reporting / Agency Review

- ▶ Clean audit report for the Transportation Authority for the year ended June 30, 2018
- ▶ Sjoberg Independent Assessment completed

## Capital Financing and Investment Program

- ▶ Paid off Revolving Credit Agreement
- ▶ Managed Sales Tax Revenue Bonds with the total face amount of \$248.5 million
- ▶ Through December 31, utilized \$134.1 million in bond proceeds:
  - ▶ \$46.0 million to refinance a portion of the revolving credit loan
  - ▶ \$88.1 million to reimburse Prop K capital expenditures

Prop K Major Cash Flow Drivers will be the primary recipients of bond proceeds, including the following SFMTA projects:

- Muni motor coaches
- Muni trolley buses
- Muni light rail vehicles
- Radio Replacement
- Central Control and Communications

# Transparency and Accountability | DBE, LBE, and SBE Performance



Strong DBE, LBE, and SBE Performance for the Transportation Authority's Contracts during Calendar Year 2018:

Total Paid	Amount	Percentage of Total Invoices Paid
Total Invoices Paid	\$6,618,939	100%
To DBE firms	\$2,103,243	31.8%
To LBE firms	\$1,839,378	27.8%
To SBE firms	\$1,502,607	22.7%

**DBE** – Disadvantaged Business Enterprise

**LBE** – Local Business Enterprise

**SBE** – Small Business Enterprise



# Thank You – Leadership, Partners, Consultants, Community, and Staff



A big thank you to...

- ▶ Chair Peskin and the SFCTA Board whose leadership at the local and regional level and partnership with staff makes these accomplishments possible;
- ▶ The local agency sponsors and regional agencies who collaborate with us and the consultants who assist us, year-round, to plan and deliver our projects and programs;
- ▶ Our Citizens Advisory Committees, community organizations and the public which guide our work with their input, feedback and inspirational ideas;
- ▶ Lastly, our team of Transportation Authority staff for their hard work.



**METROPOLITAN  
TRANSPORTATION  
COMMISSION**



**SF Environment**  
Our home. Our city. Our planet.  
A Department of the City and County of San Francisco



**SAN FRANCISCO  
PLANNING  
DEPARTMENT**



Thank you.  
Questions?



SAN FRANCISCO COUNTY TRANSPORTATION AUTHORITY