

**Item 6 Enclosure
Board
October 16, 2018**

**2019 PROPOSITION K
5-YEAR PRIORITIZATION PROGRAM**

STREET RESURFACING, REHABILITATION, AND MAINTENANCE

Pending Board Approval: October 23, 2018

Prepared for the San Francisco County Transportation Authority

By San Francisco Department of Public Works



SAN FRANCISCO COUNTY TRANSPORTATION AUTHORITY

1455 Market Street, 22nd Floor, San Francisco, CA 94103
TEL 415.522.4800 FAX 415.522.4829
EMAIL info@sfcta.org WEB www.sfcta.org



This Page Intentionally Left Blank

Table of Contents

- Eligibility
- Prioritization Criteria
- Stretching Your Prop K Sales Tax Dollars Further
- Performance Measures
- Table 2 - Project Delivery Snapshot
- Table 3 - Prioritization Criteria and Scoring Table
- Table 4 – Prop K 5-Year Project List (FY 2019/20 – FY 2023/24)
- Project Information Forms
- 2014 Prop K 5-Year Prioritization Program – Program of Projects (as adopted)
- 2014 Prop K 5-Year Prioritization Program – Program of Projects (as proposed)
- SFPW 5-Year Paving Plan – Map

Eligibility

Eligibility as identified in the voter approved Prop K Expenditure Plan is as follows:

“Street Resurfacing, Rehabilitation, and Maintenance: Repaving and reconstruction of city streets to prevent deterioration of the roadway system, based on an industry-standard pavement management system designed to inform cost effective roadway maintenance. Includes project development and capital costs. May include sidewalk rehabilitation, curb ramps and landscaping, subject to approved prioritization plan. Sponsoring Agency: DPW. The first \$118.3M in Prop K is Priority 1 and the remainder is Priority 2. Total Funding: \$641.3M; Prop K: \$134.3M.

Street Repair and Cleaning Equipment: Replacement of street repair and cleaning equipment according to industry-standards, such as but not limited to, asphalt pavers, dump trucks, sweepers, and front-end loaders. Includes capital costs only. Sponsoring Agency: DPW. The first \$22.8M in Prop K is Priority 1 and the remainder is Priority 2. Total Funding: \$36.4M; Prop K: \$25.9M.”

DPW, now referred to as SFPW, stands for Department of Public Works.

Prioritization Criteria

One of the key required elements of the 5YPPs is a transparent process for how projects get selected. Prop K requires at a minimum that each category include prioritization criteria that address project readiness, community support, and relative level of need or urgency. For the 2014 5YPP update, the Citizens Advisory Committee requested that the Transportation Authority and project sponsors develop a user-friendly, transparent

scoring table that could apply to all 5YPPs, and that the scoring prioritize safety and community input highly. For this 2019 5YPP update, SFPW has proposed to include multi-modal routes and geographic equity as additional prioritization criteria for the Street Resurfacing category.

Table 3 shows the new Prioritization Criteria and Scoring Table. Each project can receive a maximum of 22 points, with 10 points allocated program-wide criteria and 12 points allocated for category specific criteria.

The Expenditure Plan also requires consideration of geographic equity in terms of project distribution that takes into account the various needs of San Francisco's neighborhoods. SFPW applies geographic equity to ensure street repaving is fairly distributed to all parts of the City. Because Prop K typically funds 1-2 street resurfacing projects per year, SFPW considers both Prop K and non-Prop K funded projects over a 5-year rolling duration to ensure geographic equity across districts. Street repair and cleaning equipment funded with Prop K funds is used citywide on various projects in all of San Francisco's neighborhoods.

Stretching Your Prop K Sales Tax Dollars Further

Leveraging Prop K funds against non-Prop K fund sources (e.g., federal, state, other local funds) is necessary to fully fund the Expenditure Plan projects and programs. For the street resurfacing category, the Prop K Expenditure Plan assumes that for every \$1 of every dollar of sales tax revenue spent, it would be leveraged by about \$4 in non-Prop K funds. The table below compares Prop K Expenditure Plan assumptions with proposed leveraging in the 2019 5-year project lists.

Table 1. Prop K Leveraging¹

Category	Expected Leveraging (Non-Prop K Funds)	Proposed Leveraging (Non-Prop K Funds)
Street Resurfacing, Rehabilitation, and Maintenance	79%	37%
Street Repair and Cleaning Equipment	29%	0%

¹This table compares the expected leveraging assumed in the Expenditure Plan with the proposed leveraging assumed in the 5-Year Project List.

While the proposed leveraging for Street Resurfacing, Rehabilitation, and Maintenance Prop K funds is significantly below Expenditure Plan assumptions, when considering all fund sources that SFPW anticipates using for street resurfacing for the next five years, the picture looks much better. In FY 2019/20, SFPW has a total capital budget of \$62.9 million for street resurfacing, which includes state and local fund sources (e.g. General Fund, Highway Users Tax Account, Road Maintenance and Rehabilitation Account and grants from the Prop AA Vehicle Registration Fee). If SFPW were to receive this level of

funding over the 5-year period, this would translate to leveraging of 95.2%. Furthermore, Prop K funds can be used by SFPW to match new competitive funding sources like the State's Local Partnership Program. For Street Repair and Cleaning Equipment, in addition to Prop K SFPW will receive \$1.51 million in FY2019/20 from local and state fund sources (e.g. General Fund and Road Maintenance and Rehabilitation Account). If SFPW were to receive this level of funding over the 5-year period, this would translate to leveraging of 60.2%.

Performance Measures

Prop K requires the establishment of performance measures for each programmatic category in the Expenditure Plan. The intent is to demonstrate the system performance benefits of sales tax projects (e.g. reduced transit travel time), to ensure funds are being used cost effectively, and to inform allocation of Prop K funds and programming and prioritization of other funds by the Transportation Authority (e.g. Transportation Fund for Clean Air, Prop AA Vehicle Registration Fee funds).

The performance measures that will be applied to the street resurfacing and reconstruction program are shown below. Both metrics are regularly reported by SFPW's Stats team through its Budget Performance Measures.

1. Number of blocks of City streets repaved
2. Pavement Condition Index (PCI) Score¹

For the street repair and cleaning equipment category the metric that will be used to measure performance is:

3. Age of replaced assets as compared to industry life cycle standard

¹ San Francisco's PCI score in 2017 was 74. A revised methodology resulted in an apparent jump in the pavement condition, which had a score of 69 in 2016. The PCI rates road conditions on a scale from 0-100 and is used by all Bay Area cities. A PCI score of 85-100 is rated as "excellent," 70-84 as "good", 50-69 as "at-risk", 25-49 as "poor", and 0-24 as "very poor". San Francisco Controller's Office 2018, City Performance Scorecards, accessed September 20, 2018. <https://sfgov.org/scorecards/livability/pavement-condition-index>

Table 2. Project Delivery Snapshot
Street Resurfacing, Rehabilitation and Maintenance/Street Repair and Cleaning Equipment

Table 2a. Prop K Funds Allocated

5-Year Prioritization Program (5YPP) Period *	Programmed (Available for Allocation)	Total Allocated as of 7/24/2018	% Allocated
2005 5YPP (FY 2004/05-2008/09)	\$ 47,225,000	\$ 46,707,266	99%
2009 5YPP (FY 2009/10-2013/14)	\$ 19,397,505	\$ 19,312,624	100%
2014 5YPP (FYs 2014/15 - 2018/19) as of 7/24/2018	\$ 28,544,928	\$ 23,628,187	83%
Total		\$ 89,648,077	

*Unallocated funds are carried forward for programming in the following 5YPP period.

Table 2b. Percent Complete

Tables show allocations and percent complete through June 30, 2018, based on project sponsors' progress reports.

Completed Projects/Project Phases (sorted by allocation year, then sponsor, then project name)

Sponsor	Fiscal Year of Allocation	Project Name	Phase(s) Funded	Total Allocated (as of 7/15/2018)	% Complete (as of 7/15/2018)
DPW	2004/05	Street Repair and Cleaning Equipment	Construction	\$ 1,033,625	100%
DPW	2004/05	Street Resurfacing - Anza Street	Construction	\$ 1,980,669	100%
DPW	2004/05	Street Resurfacing - 5-Year Prioritization Program	Planning	\$ 6,000	100%
DPW	2004/05	Street Resurfacing - FY04/05	Construction	\$ 8,959,937	100%
DPW	2005/06	Street Repair and Cleaning Equipment	Construction	\$ 535,166	100%
DPW	2005/06	Street Resurfacing Program - FY 05/06	Design, Construction	\$ 12,630,000	100%
DPW	2006/07	Street Repair & Equipment	Construction	\$ 664,504	100%
DPW	2006/07	Street Resurfacing - City Forces - Various Locations	Construction	\$ 2,583,284	100%
DPW	2006/07	Street Resurfacing - SOMA Pavement Restoration	Design	\$ 666,716	100%
DPW	2007/08	Balboa Street Pavement Renovation (\$230,000)	Design	\$ 230,000	100%
DPW	2007/08	Battery Street Pavement Renovation	Design	\$ 240,000	100%
DPW	2007/08	California Street Pavement Renovation	Construction	\$ 2,122,939	100%
DPW	2007/08	Cortland Avenue Pavement Renovation	Construction	\$ 440,000	100%
DPW	2007/08	Page Street Pavement Renovation	Construction	\$ 1,911,816	100%
DPW	2007/08	Portola Drive Pavement Renovation	Construction	\$ 3,353,962	100%
DPW	2007/08	Street Repair and Cleaning Equipment	Construction	\$ 608,592	100%
DPW	2007/08	Turk & Ellis Streets Pavement Renovation	Construction	\$ 1,842,316	100%

Table 2. Project Delivery Snapshot
Street Resurfacing, Rehabilitation and Maintenance/Street Repair and Cleaning Equipment

Sponsor	Fiscal Year of Allocation	Project Name	Phase(s) Funded	Total Allocated (as of 7/15/2018)	% Complete (as of 7/15/2018)
DPW	2007/08	Various Locations Pavement Renovation #11B	Construction	\$ 3,300,000	100%
DPW	2008/09	Street Repair and Cleaning Equipment	Construction	\$ 670,000	100%
DPW	2008/09	Street Resurfacing - Balboa Street Pavement Renovation Phase 1 Con	Construction	\$ 2,480,000	100%
DPW	2008/09	Street Resurfacing - Bush Street Pavement Renovation Phase 1 Design	Design	\$ 366,300	100%
DPW	2009/10	Harrison St. Pavement Renovation	Construction	\$ 2,497,016	100%
DPW	2009/10	Street Repair and Cleaning Equipment	Construction	\$ 699,000	100%
DPW	2010/11	15th Avenue Pavement Restoration	Construction	\$ 1,191,558	100%
DPW	2010/11	17th Street Pavement Restoration	Design	\$ 320,000	100%
DPW	2010/11	Parnassus Avenue Pavement Restoration	Design	\$ 191,609	100%
DPW	2010/11	Street Repair and Cleaning Equipment	Construction	\$ 606,915	100%
DPW	2011/12	17th Street Pavement Renovation	Construction	\$ 2,259,537	100%
DPW	2011/12	Street Repair and Cleaning Equipment	Construction	\$ 761,000	100%
DPW	2012/13	Kirkham Street Pavement Renovation	Construction	\$ 2,806,635	100%
DPW	2012/13	Street Repair and Cleaning Equipment	Construction	\$ 576,000	100%
DPW	2013/14	Potrero Avenue Pavement Renovation	Construction	\$ 4,540,463	100%
DPW	2013/14	Street Repair & Cleaning Equipment	Construction	\$ 445,216	100%
DPW	2013/14	Street Repair and Cleaning Equipment	Construction	\$ 721,500	100%
DPW	2014/15	Street Repair and Cleaning Equipment	Construction	\$ 701,034	100%
DPW	2016/17	Street Repair and Cleaning Equipment	Construction	\$ 1,499,408	100%

Table 2. Project Delivery Snapshot
Street Resurfacing, Rehabilitation and Maintenance and Street Repair and Cleaning Equipment
 Projects/Project Phases Underway (sorted by allocation year, then sponsor, then project name)

Sponsor	Fiscal Year of Allocation	Project Name	Phase(s) Funded	Total Allocated (as of 7/15/2018)	% Complete (as of 7/15/2018)
DPW	2015/16	Clayton St, Clipper St, and Portola Dr Pavement Renovation	Construction	\$ 5,455,263	0%
DPW	2015/16	Eureka St, Grandview Ave, and Mangels Ave Pavement Renovation	Construction	\$ 4,785,750	68%
DPW	2015/16	Ingalls and Industrial Streets Pavement Renovation	Construction	\$ 3,677,233	67%
DPW	2015/16	Street Repair and Cleaning Equipment	Construction	\$ 738,072	84%
DPW	2016/17	Filbert and Leavenworth Streets Pavement Renovation	Construction	\$ 3,479,324	40%
DPW	2017/18	Haight Street Resurfacing and Pedestrian Lighting	Construction	\$ 1,248,251	0%
DPW	2017/18	Parkmerced/Twin Peaks/Mt Davidson Manor Residential Street Resurfacing	Construction	\$ 2,849,000	0%
DPW	2018/19	Street Repair and Cleaning Equipment	Construction	\$ 954,593	0%

Table 3 - Prioritization Criteria and Scoring Table
Street Resurfacing, Rehabilitation, and Maintenance (EP 34)

	PROP K PROGRAM-WIDE CRITERIA			CATEGORY SPECIFIC CRITERIA					Total
	Project Readiness	Community Support	Time Sensitive Urgency	Safety	Pavement Condition Index (PCI) Score	Multi-Modal Routes	Equitable Distribution	Functional Classification	
Total Possible Score	4	3	3	3	4	2	1	2	22
Street Resurfacing									
23rd St, Dolores St, York St, and Hampshire St Pavement Renozation	3	0	2	2	4	2	1	2	16
Golden Gate Ave and Laguna St Pavement Renovation	2	0	1	3	4	2	1	1	14
Sunset Blvd Pavement Renovation	2	0	1	3	3	2	1	1	13
McAllister St, 20th St, and 24th St Pavement Renovation	1	0	1	3	4	2	1	1	13
Claremont, Juanita, and Yerba Buena Pavement Renovation	1	0	1	3	4	2	1	1	13
Total Possible Score	4	3	3	3	3	2	2	2	20
Street Repair and Cleaning Equipment									
Street Repair and Cleaning Equipment	4	0	2	2	3	2	2	2	15

Prioritization Criteria Definitions:

Project Readiness: Project likely to need funding in fiscal year proposed. Factors to be considered include adequacy of scope, schedule, budget and funding plan relative to current project status (e.g. expect more detail and certainty for a project about to enter construction than design); whether prior project phases are completed or expected to be completed before beginning the next phase; and whether litigation, community opposition or other factors may significantly delay project.

Community Support: Project has clear and diverse community support and/or was it identified through a community-based planning process. An example of a community-based plan is a neighborhood transportation plan, but not a countywide plan or agency capital improvement program.

Three points for a project in an adopted community based plan with evidence of diverse community support.
Two points for a project with evidence of support from both neighborhood stakeholders and groups and citywide groups.
One point for a project with evidence of support from either neighborhood stakeholders and groups or citywide groups.

Time Sensitive Urgency: Project needs to proceed in proposed timeframe to enable construction coordination with another project (e.g. minimize costs and construction impacts), to support another funded or proposed project (e.g. new signal controllers need to be installed to support TEP implementation) or to meet timely use of funds deadlines associated with matching funds.

Table 3 - Prioritization Criteria and Scoring Table
Street Resurfacing, Rehabilitation, and Maintenance (EP 34)

	PROP K PROGRAM-WIDE CRITERIA			CATEGORY SPECIFIC CRITERIA				Total
	Project Readiness	Community Support	Time Sensitive Urgency	Safety	Pavement Condition Index (PCI) Score	Multi-Modal Routes	Equitable Distribution	

Street Resurfacing Category:

Safety: Project receives three points if it is on the 2017 Vision Zero High Injury Network.

Pavement Condition Index (PCI) Score: The Pavement Condition Index (PCI) scores are used to identify and categorize the streets based on the maintenance requirements of the streets. The streets are categorized as requiring pavement preservation (PCI 60-80), resurfacing (PCI 50-60), or paving with base repair/reconstruction (PCI 0-50). Project receives 4 points if it has a PCI score of 60 or below. Public Works determines the amount of pavement preservation work based on the percentage recommended by the Pavement Management and Mapping System (PMMS).

Multi-modal Routes: Streets in the project can be used as transit routes, bicycle routes, vehicular routes and/or any combination of these routes. Project receives 2 points if street is a bicycle and transit route and 1 point if street is either a bicycle or transit route.

Equitable Distribution Across the City: Geographic equity is monitored to ensure that resurfacing projects are distributed to all neighborhoods and commercial districts in the City. Public Works uses StatMap, which shows planned paving projects on a rolling 5-year period, to identify gaps where paving projects are needed. The project will get 1 point if the project is located in a gap as identified by StatMap.

Functional Classification: Streets classified as arterials or collectors get higher priority over local streets with similar PCIs, because the former classifications are most heavily used. Project receives 2 points if the street is an arterial and 1 point if collector.

Street Repair and Cleaning Equipment Category:

Safety: Project receives one point if it reduces harmful air pollution, one point if it improves or mitigates a documented unsafe condition for residents and one point if it improves or mitigates a documented unsafe condition for employees.

Need: Equipment has reached the end of useful life per industry-accepted levels (i.e. replacing sweepers every 5 to 7 years, packer trucks every 10 years and front end loaders and Street Flusher trucks every 8 years).

Mandates: Equipment is needed per department projects and programs (e.g. Sheriff's Work Alternative Program, which required DPW to replace its 10-passenger vans in order to carry participants to and from their cleaning worksites) or equipment is needed to comply with external regulations (e.g. alternative fuel vehicles are required by federal, state or local regulations but they cost up to 70 percent more than a non-clean air version of the vehicle).

Cost Effectiveness: New item will minimize maintenance costs compared to item being replaced.

Table 4 - 2019 Prop K 5-Year Prioritization Program - Program of Projects
 Street Resurfacing, Rehabilitation, and Maintenance /Street Repair and Cleaning Equipment Categories (EPs 34-35)
 Programming

Agency	Project Name	Phase	Status	Fiscal Year					Total
				2019/20	2020/21	2021/22	2022/23	2023/24	
Street Resurfacing (EP 34)									
SFPW	23rd St, Dolores St, York St, and Hampshire St Pavement Renovation	CON	Planned	\$3,000,000					\$3,000,000
SFPW	Golden Gate Ave and Laguna St Pavement Renovation	CON	Planned		\$3,000,000				\$3,000,000
SFPW	Sunset Blvd Pavement Renovation	CON	Planned			\$3,000,000			\$3,000,000
SFPW	McAllister St, 20th St, and 24th St Pavement Renovation	CON	Planned				\$3,100,000		\$3,100,000
SFPW	Claremont, Juanita, and Yerba Buena Pavement Renovation	CON	Planned					\$2,927,331	\$2,927,331
				Funds Requested in 2019 5YPP					
				\$3,000,000	\$3,000,000	\$3,000,000	\$3,100,000	\$2,927,331	\$15,027,331
				Funds Programmed in 2019 Strategic Plan Baseline					
				\$2,637,370	\$2,795,612	\$2,967,278	\$3,192,117	\$3,434,954	\$15,027,331
				Cumulative Remaining Programming Capacity					
				(\$362,630)	(\$567,018)	(\$599,740)	(\$507,623)	\$0	\$0
Street Repair and Cleaning Equipment (EP 35)									
SFPW	Street Repair and Cleaning Equipment	CON	Planned	\$1,300,000					\$1,300,000
SFPW	Street Repair and Cleaning Equipment	CON	Planned		\$871,364				\$871,364
SFPW	Street Repair and Cleaning Equipment	CON	Planned			\$908,990			\$908,990
SFPW	Street Repair and Cleaning Equipment	CON	Planned				\$943,282		\$943,282
SFPW	Street Repair and Cleaning Equipment	CON	Planned					\$977,976	\$977,976
				Funds Requested in 2019 5YPP					
				\$1,300,000	\$871,364	\$908,990	\$943,282	\$977,976	\$5,001,612
				Funds Programmed in 2019 Strategic Plan Baseline					
				\$1,300,000	\$871,364	\$908,990	\$943,282	\$977,976	\$5,001,612
				Cumulative Remaining Programming Capacity					
				\$0	\$0	\$0	\$0	\$0	\$0

Table 4 - 2019 Prop K 5-Year Prioritization Program - Program of Projects
 Street Resurfacing, Rehabilitation, and Maintenance /Street Repair and Cleaning Equipment Categories (EPs 34-35)
 Cash Flow (Maximum Annual Reimbursement)

Project Name	Phase	Fiscal Year					Total
		2019/20	2020/21	2021/22	2022/23	2023/24	
Street Resurfacing (EP 34)							
23rd St, Dolores St, York St, and Hampshire St Pavement Renovation	CON		\$3,000,000				\$3,000,000
Golden Gate Ave and Laguna St Pavement Renovation	CON		\$900,000	\$1,350,000	\$750,000		\$3,000,000
Sunset Blvd Pavement Renovation	CON			\$900,000	\$2,100,000		\$3,000,000
McAllister St, 20th St, and 24th St Pavement Renovation	CON				\$930,000	\$2,170,000	\$3,100,000
Claremont, Juanita, and Yerba Buena Pavement Renovation	CON					\$878,199	\$2,927,331
Cash Flow Requested in 2019 5YPP							
		\$0	\$3,900,000	\$2,250,000	\$3,780,000	\$3,048,199	\$15,027,331
Cash Flow in 2019 Strategic Plan Baseline							
		\$2,637,370	\$2,795,612	\$2,967,278	\$3,192,117	\$3,434,954	\$0
Cumulative Remaining Cash Flow Capacity							
		\$2,637,370	\$1,532,982	\$2,250,260	\$1,662,377	\$2,049,132	\$0
Street Repair and Cleaning Equipment (EP 35)							
Street Repair and Cleaning Equipment	CON	\$650,000	\$650,000				\$1,300,000
Street Repair and Cleaning Equipment	CON		\$435,682	\$435,682			\$871,364
Street Repair and Cleaning Equipment	CON			\$454,495	\$454,495		\$908,990
Street Repair and Cleaning Equipment	CON				\$471,641	\$471,641	\$943,282
Street Repair and Cleaning Equipment	CON					\$488,988	\$977,976
Cash Flow Requested in 2019 5YPP							
		\$650,000	\$1,085,682	\$890,177	\$926,136	\$960,629	\$5,001,612
Cash Flow in 2019 Strategic Plan Baseline							
		\$1,300,000	\$871,364	\$908,990	\$943,282	\$977,976	\$0
Cumulative Remaining Cash Flow Capacity							
		\$650,000	\$435,682	\$454,495	\$471,641	\$488,988	\$0

**San Francisco County Transportation Authority
Proposition K Sales Tax Program Project Information Form**

Prop K Project Information Form	
Project Name:	23rd St, Dolores St, York St, and Hampshire St Pavement Renovation
Implementing Agency:	Department of Public Works
Prop K Expenditure Plan Information	
Category:	C. Street & Traffic Safety
Subcategory:	iii. System Maintenance and Renovations (streets)
EP Line (Primary):	34-Street Resurfacing, Rehab, & Maintenance
Other EP Line Number/s:	
Fiscal Year of Allocation:	2019/20
Project Information	
Project Location:	On 22nd St From Potrero Ave to Harrison St, 6 blocks On 23rd St From Folsom St to Capp St 3 blocks On Cesar Chavez On Ramp : 25th St \ Potrero Ave to Hampshire St 1 block On Dolores St From Cesar Chavez St to 29th St 10 blocks On Hampshire St From 17th St to Cesar Chavez On Ramp 9 blocks On York St From Mariposa St to 26th St 8 blocks
Supervisorial District(s):	District 08, District 09, District 10
Project Manager:	Ramon Kong
Phone Number:	415-554-8280
Email:	ramon.kong@sfdpw.org
Brief Project Description for MyStreetSF (80 words max):	The Prop K funds requested will fund the paving scope of work which includes demolition, pavement renovation of 37 blocks, curb ramp construction and retrofit, new sidewalk construction, traffic control, and all related and incidental work within project limits. The project will be joint with PUC and include sewer main replacement work.
Detailed Scope (may attach Word document): Please describe the project goals, scope, benefits and how the project was prioritized. Also, describe any coordination with other projects (e.g. paving, MuniForward, Vision Zero).	<p>Public Works (DPW) requests FY 2019/20 Prop K funds to partially fund the construction of the 23rd St, Dolores St, York St, and Hampshire St Pavement Renovation project. Project will also be funded with Prop AA funds. The Prop K funds requested will fund the paving scope of work which includes demolition, pavement renovation of 37 blocks, curb ramp construction and retrofit, new sidewalk construction, traffic control, and all related and incidental work within project limits.</p> <p>This project has been coordinated with the Potrero Streetscape project to reduce the traffic impacts as parts of this paving project are in close vicinity of the Potrero Streetscape project. The project will be joint with PUC and include sewer main replacement work.</p> <p>DPW inspects each of the City's blocks and assigns a Pavement Condition Index (PCI) score every two years. The PCI score ranges from a low of 0 to a high of 100. These scores assist DPW with implementing the pavement management strategy of aiming to preserve streets by applying the right treatment to the right roadway at the right time. Streets are selected based on PCI scores as well as the presence of transit and bicycle routes, street clearance (i.e., coordination with utilities) and geographic equity. The average PCI score within the project limits is mid 50s'.</p> <p>All candidates are subject to substitution and schedule changes pending, visual confirmation, utility clearances and coordination with other agencies. Unforeseen challenges such as increased work scope, changing priorities, cost increases or declining revenue may arise causing the candidates to be postponed.</p>
Prior Community Engagement/Support (may attach Word document): Please reference any community outreach that has occurred and whether the project is included in any plans (e.g. neighborhood transportation plan, corridor improvement study, station area plans).	N/A
Partner Agencies: Please list partner agencies and identify a staff contact at each agency.	
Type of Environmental Clearance Required:	Categorically Exempt
Attachments: Please attach maps, drawings, photos of current conditions, etc. to support understanding of the project.	Yes Project Map

**San Francisco County Transportation Authority
Proposition K Sales Tax Program Project Information Form**



Project Delivery Milestones Phase	Status	Work	Start Date		End Date	
	% Complete	In-house - Contracted - Both	Quarter	Fiscal Year	Quarter	Fiscal Year
Planning/Conceptual Engineering						
Environmental Studies (PA&ED)						
Right of Way						
Design Engineering (PS&E)	0%	In-house	Q1-Jul-Aug-Sep	2018/19	Q4-Apr-May-Jun	2018/19
Advertise Construction	0%	In-house	Q1-Jul-Aug-Sep	2019/20		
Start Construction (i.e. Award Contract)	0%	Contracted	Q3-Jan-Feb-Mar	2019/20		
Operations (i.e. paratransit)						
Open for Use	0%	Contracted			Q2-Oct-Nov-Dec	2020/21
Project Completion (means last eligible expenditure)					Q2-Oct-Nov-Dec	2020/21

Comments/Concerns



San Francisco County Transportation Authority
 Proposition K Sales Tax Program Project Information Form

Project Name: 23rd St, Dolores St, York St, and Hampshire St Pavement Renovation

Project Cost Estimate		Funding Source		
Phase	Cost	Prop K	Other	
Planning/Conceptual Engineering	\$ -	\$ -	\$ -	
Environmental Studies (PA&E/D)	\$ -	\$ -	\$ -	
Right of Way	\$ -	\$ -	\$ -	
Design Engineering (PS&E)	\$ 540,000	\$ -	\$ 540,000	
Construction	\$ 5,400,000	\$ 3,000,000	\$ 2,400,000	
Operations (i.e. paratransit)	\$ -	\$ -	\$ -	
Total Project Cost	\$ 5,940,000	\$ 3,000,000	\$ 2,940,000	
Percent of Total		51%		49%

Cash Flow for Prop K Only (i.e. Fiscal Year of Reimbursement)													
Fund Source	Prop K Expenditure Line	Phase	Fund Source Status	Fiscal Year of Allocation (Programming Year)	Total Funding	Previous	2019/20	2020/21	2021/22	2022/23	2023/24	2024/25	Cash Flow Total
General Fund		Design Engineering (PS&E)	Allocated	Previous	\$ 540,000	\$ 540,000			\$ -	\$ -	\$ -	\$ -	\$ 540,000
Prop K	34-Street Resurfacing, Rehab, & Maintenance	Construction	Planned	2019/20	\$ 3,000,000	\$ -	\$ 3,000,000	\$ -	\$ -	\$ -	\$ -	\$ -	\$ 3,000,000
Prop AA		Construction	Programmed	2019/20	\$ 2,400,000	\$ -	\$ -	\$ -	\$ -	\$ -	\$ -	\$ -	\$ -
				Total By Fiscal Year	\$ 5,940,000	\$ 540,000	\$ -	\$ 3,000,000	\$ -	\$ -	\$ -	\$ -	\$ 3,540,000

Funding Plan - All Phases

Comments



23rd St, Dolores St, York St, and Hampshire St Pavement Renovation: 2019 Prop K 5-Year Prioritization Program



Legend

- Project Block
- District Boundary

DRAFT - SUBJECT TO CHANGE

Created June 2018

NOTE: All Public Works Street Resurfacing Program candidates are subject to substitution and schedule changes pending available funding, visual confirmation, utility clearances and coordination with other agencies and are NOT guaranteed to be moved forward to construction. Unforeseen challenges such as increased work scope, changing priorities, cost increases or declining revenue may arise causing the Public Works Street Resurfacing Program candidates to be postponed or dropped from consideration.



**San Francisco County Transportation Authority
Proposition K Sales Tax Program Project Information Form**

Prop K Project Information Form	
Project Name:	Golden Gate Ave and Laguna St Pavement Renovation
Implementing Agency:	Department of Public Works
Prop K Expenditure Plan Information	
Category:	C. Street & Traffic Safety
Subcategory:	iii. System Maintenance and Renovations (streets)
EP Line (Primary):	34-Street Resurfacing, Rehab, & Maintenance
Other EP Line Number/s:	
Fiscal Year of Allocation:	2020/21
Project Information	
Project Location:	On Golden Gate Ave from Van Ness Ave to Divisadero St 10 Blocks On Laguna St from Haight St to Pine St 24 blocks
Supervisorial District(s):	District 05
Project Manager:	Ramon Kong
Phone Number:	415-554-8280
Email:	ramon.kong@sfdpw.org
Brief Project Description for MyStreetSF (80 words max):	The Prop K funds requested will fund the paving scope of work which includes demolition, pavement renovation of 34 blocks, curb ramp construction and retrofit, new sidewalk construction, traffic control, and all related and incidental work within project limits.
Detailed Scope (may attach Word document): Please describe the project goals, scope, benefits and how the project was prioritized. Also, describe any coordination with other projects (e.g. paving, MuniForward, Vision Zero).	<p>Public Works (DPW) requests FY 2020/21 Prop K funds to partially fund the construction of the Golden Gate Ave and Laguna St Pavement Renovation project. Project will also be funded with General Funds. The Prop K funds requested will fund the paving scope of work which includes demolition, pavement renovation of 34 blocks, curb ramp construction and retrofit, new sidewalk construction, traffic control, and all related and incidental work within project limits.</p> <p>The project is in planning but being evaluated by PUC to determine if work will be needed on these project limits. Once the evaluation is complete, any PUC related work will either be joint to the project or be coordinated closely so that paving is complete after the PUC work. The timing of the project is important to minimize construction impact to the City.</p> <p>DPW inspects each of the City's blocks and assigns a Pavement Condition Index (PCI) score every two years. The PCI score ranges from a low of 0 to a high of 100. These scores assist DPW with implementing the pavement management strategy of aiming to preserve streets by applying the right treatment to the right roadway at the right time. Streets are selected based on PCI scores as well as the presence of transit and bicycle routes, street clearance (i.e., coordination with utilities) and geographic equity. The average PCI score within the project limits is mid 50s'.</p> <p>All candidates shown are subject to substitution and schedule changes pending, visual confirmation, utility clearances and coordination with other agencies. Unforeseen challenges such as increased work scope, changing priorities, cost increases or declining revenue may arise causing the candidates to be postponed.</p>
Prior Community Engagement/Support (may attach Word document): Please reference any community outreach that has occurred and whether the project is included in any plans (e.g. neighborhood transportation plan, corridor improvement study, station area plans).	N/A
Partner Agencies: Please list partner agencies and identify a staff contact at each agency.	
Type of Environmental Clearance Required:	Categorically Exempt
Attachments: Please attach maps, drawings, photos of current conditions, etc. to support understanding of the project.	Yes Project Map

**San Francisco County Transportation Authority
Proposition K Sales Tax Program Project Information Form**



Project Delivery Milestones Phase	Status	Work	Start Date		End Date	
	% Complete	In-house - Contracted - Both	Quarter	Fiscal Year	Quarter	Fiscal Year
Planning/Conceptual Engineering						
Environmental Studies (PA&ED)						
Right of Way						
Design Engineering (PS&E)	0%	In-house	Q3-Jan-Feb-Mar	2019/20	Q2-Oct-Nov-Dec	2020/21
Advertise Construction	0%	In-house	Q3-Jan-Feb-Mar	2020/21		
Start Construction (i.e. Award Contract)	0%	Contracted	Q4-Apr-May-Jun	2020/21		
Operations (i.e. paratransit)						
Open for Use	0%	Contracted			Q1-Jul-Aug-Sep	2022/23
Project Completion (means last eligible expenditure)					Q1-Jul-Aug-Sep	2022/23

Comments/Concerns



San Francisco County Transportation Authority
 Proposition K Sales Tax Program Project Information Form

Project Name: Golden Gate Ave and Laguna St Pavement Renovation

Project Cost Estimate	Phase	Cost	Funding Source		
			Prop K	Other	
	Planning/Conceptual Engineering	\$ -	\$ -	\$ -	
	Environmental Studies (PA&E/D)	\$ -	\$ -	\$ -	
	Right of Way	\$ -	\$ -	\$ -	
	Design Engineering (PS&E)	\$ 510,000	\$ -	\$ 510,000	
	Construction	\$ 5,100,000	\$ 3,000,000	\$ 2,100,000	
	Operations (i.e. paratransit)	\$ -	\$ -	\$ -	
	Total Project Cost	\$ 5,610,000	\$ 3,000,000	\$ 2,610,000	
	Percent of Total		53%	47%	

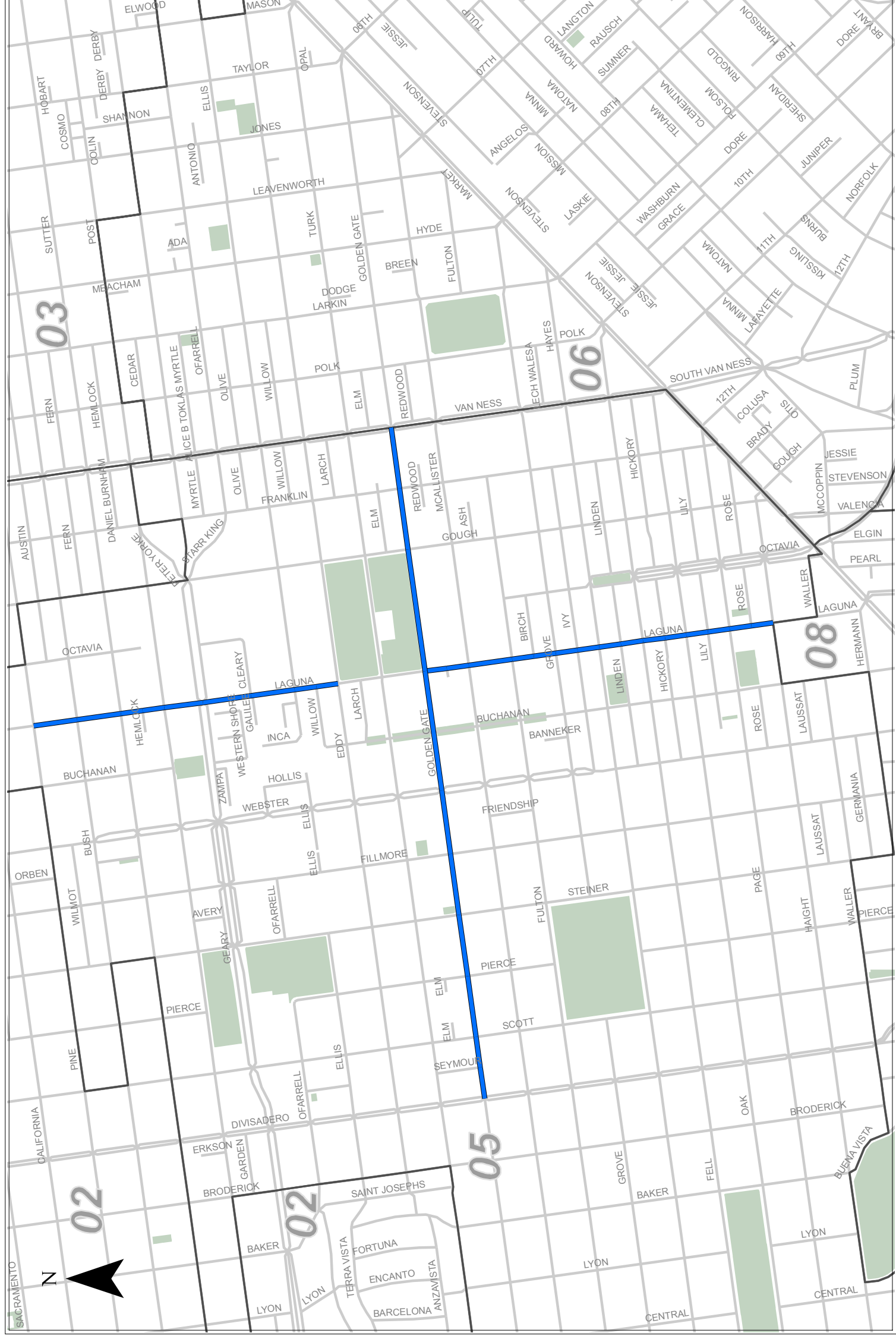
Cash Flow for Prop K Only (i.e. Fiscal Year of Reimbursement)													
Fund Source	Prop K Expenditure Line	Phase	Fund Source Status	Fiscal Year of Allocation (Programming Year)	Total Funding	Previous	2019/20	2020/21	2021/22	2022/23	2023/24	2024/25	Cash Flow Total
General Fund		Design Engineering (PS&E)	Planned	2019/20	\$ 510,000	\$ -							\$ -
Prop K	34-Street Resurfacing, Rehab, & Maintenance	Construction	Planned	2020/21	\$ 3,000,000	\$ -	\$ -	\$ 900,000	\$ 1,350,000	\$ 750,000	\$ -	\$ -	\$ 3,000,000
General Fund		Construction	Planned	2020/21	\$ 2,100,000	\$ -	\$ -	\$ -	\$ -	\$ -	\$ -	\$ -	\$ -
				Total By Fiscal Year	\$ 5,610,000	\$ -	\$ -	\$ 900,000	\$ 1,350,000	\$ 750,000	\$ -	\$ -	\$ 3,000,000

Funding Plan - All Phases

Comments



Golden Gate Ave and Laguna St Pavement Renovation: 2019 Prop K 5-Year Prioritization Program



Legend

- Project Locations
- District Boundary

DRAFT - SUBJECT TO CHANGE

Created June 2018

NOTE: All Public Works Street Resurfacing Program candidates are subject to substitution and schedule changes pending available funding, visual confirmation, utility clearances and coordination with other agencies and are NOT guaranteed to be moved forward to construction. Unforeseen challenges such as increased work scope, changing priorities, cost increases or declining revenue may arise causing the Public Works Street Resurfacing Program candidates to be postponed or dropped from consideration.



**San Francisco County Transportation Authority
Proposition K Sales Tax Program Project Information Form**

Prop K Project Information Form			
Project Name:	Sunset Blvd Pavement Renovation		
Implementing Agency:	Department of Public Works		
Prop K Expenditure Plan Information			
Category:	C. Street & Traffic Safety		
Subcategory:	iii. System Maintenance and Renovations (streets)		
EP Line (Primary):	34-Street Resurfacing, Rehab, & Maintenance		
Other EP Line Number/s:			
Fiscal Year of Allocation:	2021/22		
Project Information			
Project Location:	On Sunset Blvd from Martin Luther King Jr Dr to Irving St 42 Blocks		
Supervisorial District(s):	District 04		
Project Manager:	Paul Barradas		
Phone Number:	415-554-8249		
Email:	paul.barradas@sfdpw.org		
Brief Project Description for MyStreetSF (80 words max):	The Prop K funds requested will fund the paving scope of work which includes demolition, pavement renovation of 42 blocks on Sunset Blvd from Martin Luther King Jr Dr to Irving St., curb ramp construction and retrofit, new sidewalk construction, traffic control, and all related and incidental work within project limits.		
Detailed Scope (may attach Word document): Please describe the project goals, scope, benefits and how the project was prioritized. Also, describe any coordination with other projects (e.g. paving, MuniForward, Vision Zero).	<p>Public Works (DPW) requests FY 2021/22 Prop K funds to partially fund the construction of the Sunset Blvd Pavement Renovation project. Project will also be funded with General Funds. The Prop K funds requested will fund the paving scope of work which includes demolition, pavement renovation of 42 blocks, new sidewalk construction, curb ramp construction and retrofit, traffic control, and all related and incidental work within project limits.</p> <p>The project's schedule has been coordinated with the Caltrans 19th Avenue project.</p> <p>DPW inspects each of the City's blocks and assigns a Pavement Condition Index (PCI) score every two years. The PCI score ranges from a low of 0 to a high of 100. These scores assist DPW with implementing the pavement management strategy of aiming to preserve streets by applying the right treatment to the right roadway at the right time. Streets are selected based on PCI scores as well as the presence of transit and bicycle routes, street clearance (i.e., coordination with utilities) and geographic equity. The average PCI score within the project limits is mid 60s'.</p> <p>All candidates shown are subject to substitution and schedule changes pending , visual confirmation, utility clearances and coordination with other agencies. Unforeseen challenges such as increased work scope, changing priorities, cost increases or declining revenue may arise causing the candidates to be postponed.</p>		
Prior Community Engagement/Support (may attach Word document): Please reference any community outreach that has occurred and whether the project is included in any plans (e.g. neighborhood transportation plan, corridor improvement study, station area plans).	N/A		
Partner Agencies: Please list partner agencies and identify a staff contact at each agency.			
Type of Environmental Clearance Required:	Categorically Exempt		
Attachments: Please attach maps, drawings, photos of current conditions, etc. to support understanding of the project.	<table border="1" style="width: 100%;"> <tr> <td style="width: 30%;">Yes</td> <td>Project Map</td> </tr> </table>	Yes	Project Map
Yes	Project Map		

**San Francisco County Transportation Authority
Proposition K Sales Tax Program Project Information Form**



Project Delivery Milestones Phase	Status	Work	Start Date		End Date	
	% Complete	In-house - Contracted - Both	Quarter	Fiscal Year	Quarter	Fiscal Year
Planning/Conceptual Engineering						
Environmental Studies (PA&ED)						
Right of Way						
Design Engineering (PS&E)	0%	In-house	Q1-Jul-Aug-Sep	2020/21	Q4-Apr-May-Jun	2020/21
Advertise Construction	0%	In-house	Q1-Jul-Aug-Sep	2021/22		
Start Construction (i.e. Award Contract)	0%	Contracted	Q2-Oct-Nov-Dec	2021/22		
Operations (i.e. paratransit)						
Open for Use	0%	Contracted			Q2-Oct-Nov-Dec	2022/23
Project Completion (means last eligible expenditure)					Q2-Oct-Nov-Dec	2022/23

Comments/Concerns



San Francisco County Transportation Authority
 Proposition K Sales Tax Program Project Information Form

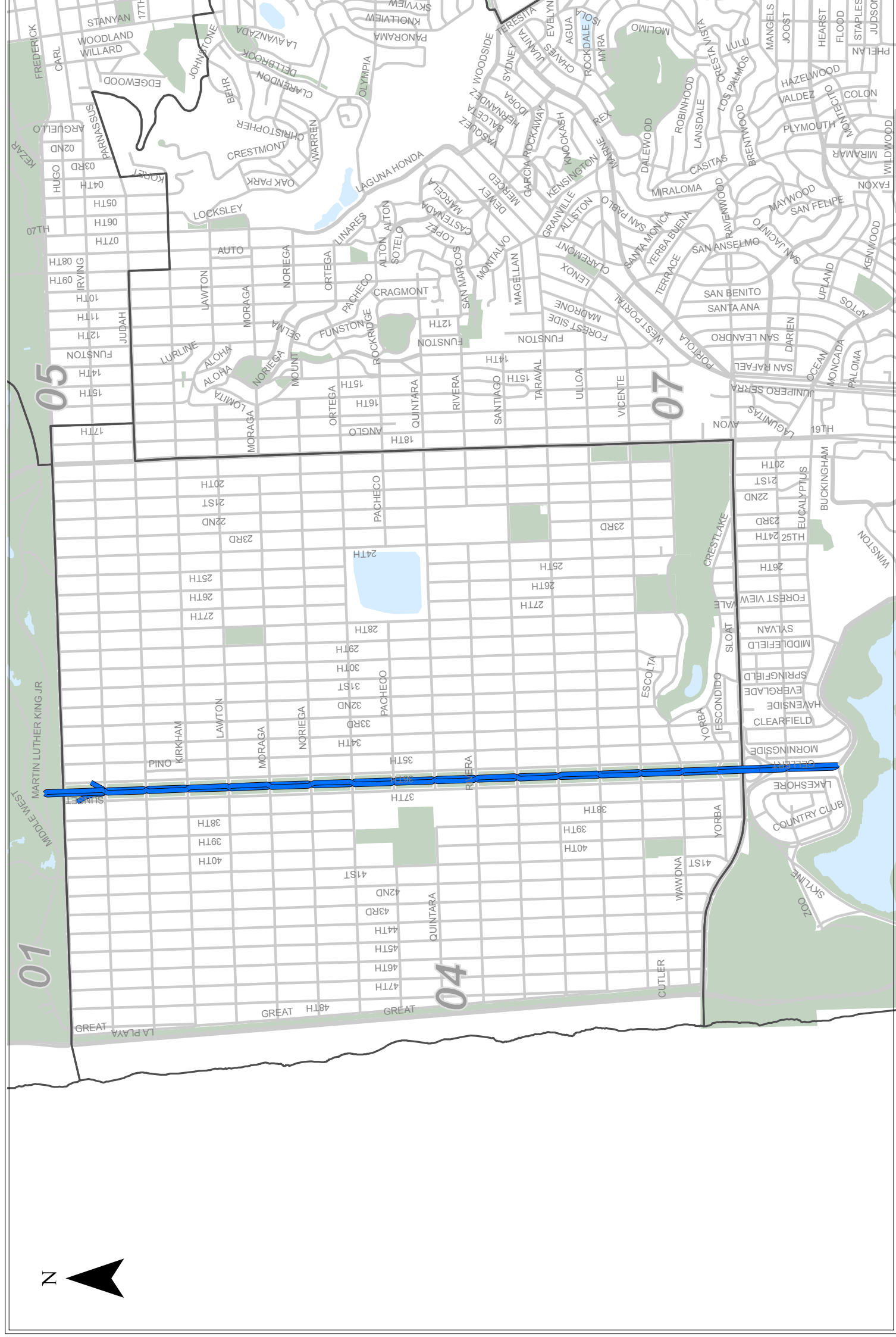
Project Name: Sunset Blvd Pavement Renovation

Project Cost Estimate		Funding Source		
Phase	Cost	Prop K	Other	Other
Planning/Conceptual Engineering	\$ -	\$ -	\$ -	-
Environmental Studies (PA&ED)	\$ -	\$ -	\$ -	-
Right of Way	\$ -	\$ -	\$ -	-
Design Engineering (PS&E)	\$ 600,000	\$ -	\$ -	600,000
Construction	\$ 6,000,000	\$ 3,000,000	\$ -	3,000,000
Operations (i.e. paratransit)	\$ -	\$ -	\$ -	-
Total Project Cost	\$ 6,600,000	\$ 3,000,000	\$ 3,600,000	\$ 3,600,000
Percent of Total		45%		55%

Cash Flow for Prop K Only (i.e. Fiscal Year of Reimbursement)											
Funding Plan - All Phases	Fiscal Year of Allocation (Programming Year)	Total Funding	Previous	2019/20	2020/21	2021/22	2022/23	2023/24	2024/25	Cash Flow Total	
General Fund	2020/21	\$ 600,000	\$ -	\$ -	\$ -	\$ -	\$ -	\$ -	\$ -	\$ -	-
Prop K	2021/22	\$ 3,000,000	\$ -	\$ -	\$ 900,000	\$ 2,100,000	\$ -	\$ -	\$ -	\$ 3,000,000	-
General Fund	2021/22	\$ 3,000,000	\$ -	\$ -	\$ -	\$ -	\$ -	\$ -	\$ -	\$ -	-
	Total By Fiscal Year	\$ 6,600,000	\$ -	\$ -	\$ 900,000	\$ 2,100,000	\$ -	\$ -	\$ -	\$ 3,000,000	-

Comments

PW Sunset Blvd Pavement Renovation: 2019 Prop K 5-Year Prioritization Program



Legend

- Project Locations
- District Boundary

DRAFT - SUBJECT TO CHANGE

Created June 2018

NOTE: All Public Works Street Resurfacing Program candidates are subject to substitution and schedule changes pending available funding, visual confirmation, utility clearances and coordination with other agencies and are NOT guaranteed to be moved forward to construction. Unforeseen challenges such as increased work scope, changing priorities, cost increases or declining revenue may arise causing the Public Works Street Resurfacing Program candidates to be postponed or dropped from consideration.



**San Francisco County Transportation Authority
Proposition K Sales Tax Program Project Information Form**

Prop K Project Information Form			
Project Name:	McAllister St, 20th St, and 24th St Pavement Renovation		
Implementing Agency:	Department of Public Works		
Prop K Expenditure Plan Information			
Category:	C. Street & Traffic Safety		
Subcategory:	iii. System Maintenance and Renovations (streets)		
EP Line (Primary):	34-Street Resurfacing, Rehab, & Maintenance		
Other EP Line Number/s:			
Fiscal Year of Allocation:	2022/23		
Project Information			
Project Location:	On 20th St from Castro St to Eureka St 3 blocks On 24th St from Guerrero St to Homestead St 13 blocks On McAllister St from Divisadero St to Masonic Ave 5 blocks		
Supervisory District(s):	District 08		
Project Manager:	Ramon Kong		
Phone Number:	415-554-8280		
Email:	ramon.kong@sfdpw.org		
Brief Project Description for MyStreetSF (80 words max):	The Prop K funds requested will fund the paving scope of work which includes demolition, pavement renovation of 21 blocks, curb ramp construction and retrofit, new sidewalk construction, traffic control, and all related and incidental work within project limits.		
Detailed Scope (may attach Word document): Please describe the project goals, scope, benefits and how the project was prioritized. Also, describe any coordination with other projects (e.g. paving, MuniForward, Vision Zero).	<p>Public Works (DPW) requests FY 2022/23 Prop K funds to partially fund the construction of the McAllister St, 20th St, and 24th St Pavement Renovation project. Project will also be funded with General Funds. The Prop K funds requested will fund the paving scope of work which includes demolition, pavement renovation of 21 blocks, curb ramp construction and retrofit, new sidewalk construction, traffic control, and all related and incidental work within project limits.</p> <p>The project is in planning but will be evaluated by PUC to determine if any work will need to be joined or coordinated. The project schedule will be coordinated with other projects and agencies as work programs are determined to minimize construction impacts to the City.</p> <p>DPW inspects each of the City's blocks and assigns a Pavement Condition Index (PCI) score every two years. The PCI score ranges from a low of 0 to a high of 100. These scores assist DPW with implementing the pavement management strategy of aiming to preserve streets by applying the right treatment to the right roadway at the right time. Streets are selected based on PCI scores as well as the presence of transit and bicycle routes, street clearance (i.e., coordination with utilities) and geographic equity. The average PCI score within the project limits is mid 50s'.</p> <p>All candidates shown are subject to substitution and schedule changes pending, visual confirmation, utility clearances and coordination with other agencies. Unforeseen challenges such as increased work scope, changing priorities, cost increases or declining revenue may arise causing the candidates to be postponed.</p>		
Prior Community Engagement/Support (may attach Word document): Please reference any community outreach that has occurred and whether the project is included in any plans (e.g. neighborhood transportation plan, corridor improvement study, station area plans).	N/A		
Partner Agencies: Please list partner agencies and identify a staff contact at each agency.			
Type of Environmental Clearance Required:	Categorically Exempt		
Attachments: Please attach maps, drawings, photos of current conditions, etc. to support understanding of the project.	<table border="1"> <tr> <td>Yes</td> <td>Project Map</td> </tr> </table>	Yes	Project Map
Yes	Project Map		

**San Francisco County Transportation Authority
Proposition K Sales Tax Program Project Information Form**



Project Delivery Milestones Phase	Status	Work	Start Date		End Date	
	% Complete	In-house - Contracted - Both	Quarter	Fiscal Year	Quarter	Fiscal Year
Planning/Conceptual Engineering						
Environmental Studies (PA&ED)						
Right of Way						
Design Engineering (PS&E)	0%	In-house	Q2-Oct-Nov-Dec	2021/22	Q1-Jul-Aug-Sep	2022/23
Advertise Construction	0%	In-house	Q1-Jul-Aug-Sep	2022/23		
Start Construction (i.e. Award Contract)	0%	Contracted	Q2-Oct-Nov-Dec	2022/23		
Operations (i.e. paratransit)						
Open for Use	0%	Contracted			Q3-Jan-Feb-Mar	2023/24
Project Completion (means last eligible expenditure)					Q3-Jan-Feb-Mar	2023/24

Comments/Concerns



San Francisco County Transportation Authority
 Proposition K Sales Tax Program Project Information Form

Project Name: McAllister St, 20th St, and 24th St Pavement Renovation

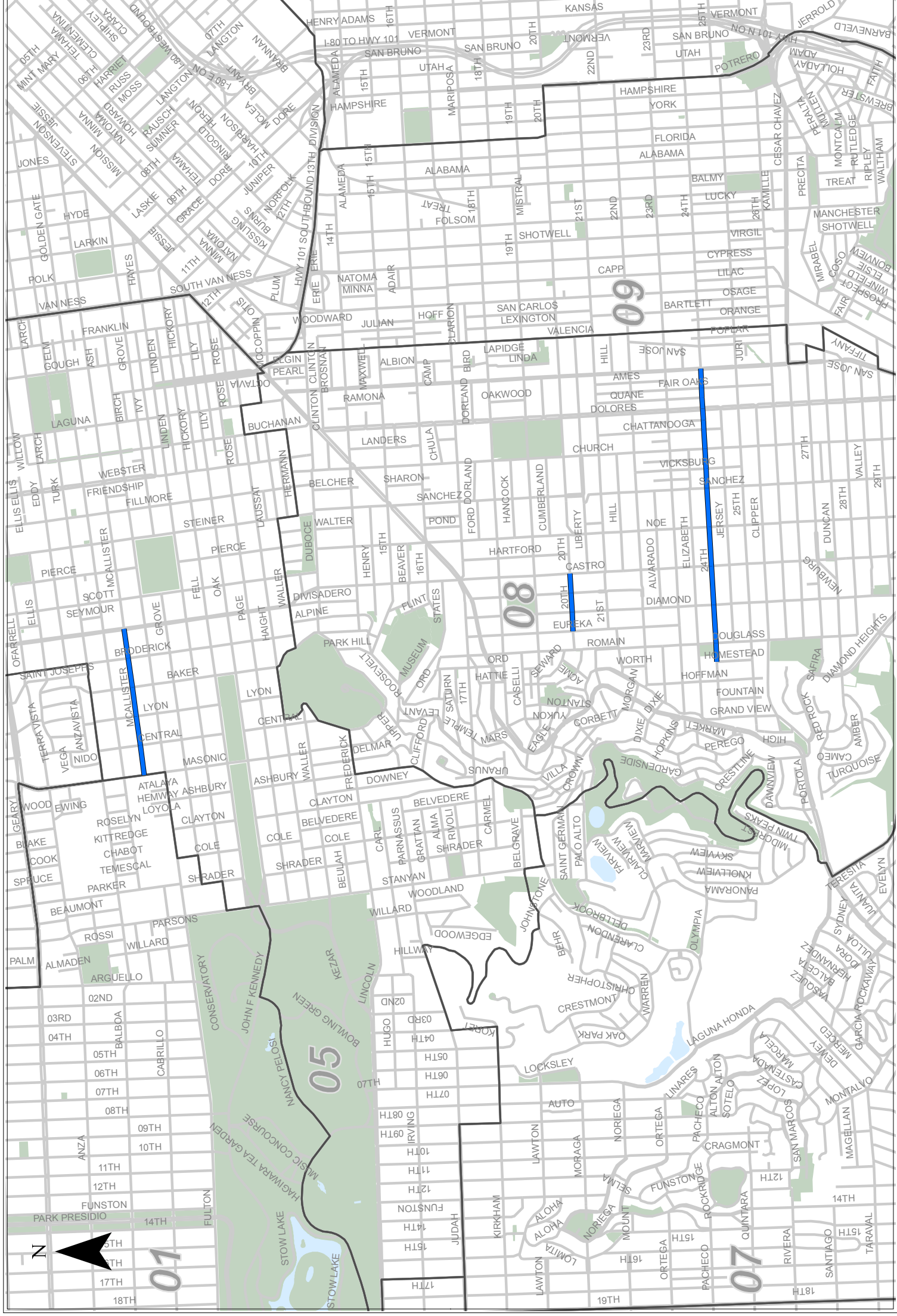
Project Cost Estimate	Phase	Cost	Funding Source	
			Prop K	Other
	Planning/Conceptual Engineering	\$ -	\$ -	\$ -
	Environmental Studies (PA&EID)	\$ -	\$ -	\$ -
	Right of Way	\$ -	\$ -	\$ -
	Design Engineering (PS&E)	\$ 310,000	\$ -	\$ 310,000
	Construction	\$ 3,100,000	\$ 3,100,000	\$ -
	Operations (ie. paramanst)	\$ -	\$ -	\$ -
Total Project Cost		\$ 3,410,000	\$ 3,100,000	\$ 310,000
Percent of Total			91%	9%

Cash Flow for Prop K Only (i.e. Fiscal Year of Reimbursement)													
Fund Source	Prop K Expenditure Line	Phase	Fund Source Status	Fiscal Year of Allocation (Programming Year)	Total Funding	Previous	2019/20	2020/21	2021/22	2022/23	2023/24	2024/25	Cash Flow Total
General Fund	34-Street Resurfacing, Rehab. & Maintenance	Design Engineering (PS&E)	Planned	2021/22	\$ 310,000	\$ -	\$ -	\$ -	\$ -	\$ 930,000	\$ -	\$ -	\$ -
Prop K		Construction	Planned	2022/23	\$ 3,100,000	\$ -	\$ -	\$ -	\$ -	\$ -	\$ 2,170,000	\$ -	\$ 3,100,000
				Total By Fiscal Year	\$ 3,410,000	\$ -	\$ -	\$ -	\$ -	\$ 930,000	\$ 2,170,000	\$ -	\$ 3,100,000

Comments



McAllister St, 20th St, and 24th St Pavement Renovation: 2019 Prop K 5-Year Prioritization Program



Legend

- Project Block
- District Boundary

DRAFT - SUBJECT TO CHANGE

Created June 2018



NOTE: All Public Works Street Resurfacing Program candidates are subject to substitution and schedule changes pending available funding, visual confirmation, utility clearances and coordination with other agencies and are NOT guaranteed to be moved forward to construction. Unforeseen challenges such as increased work scope, changing priorities, cost increases or declining revenue may arise causing the Public Works Street Resurfacing Program candidates to be postponed or dropped from consideration.

**San Francisco County Transportation Authority
Proposition K Sales Tax Program Project Information Form**

Prop K Project Information Form	
Project Name:	Claremont, Juanita, and Yerba Buena Pavement Renovation
Implementing Agency:	Department of Public Works
Prop K Expenditure Plan Information	
Category:	C. Street & Traffic Safety
Subcategory:	iii. System Maintenance and Renovations (streets)
EP Line (Primary):	34-Street Resurfacing, Rehab, & Maintenance
Other EP Line Number/s:	
Fiscal Year of Allocation:	2023/24
Project Information	
Project Location:	<p>On Casitas Ave from Baxter Aly \ Cresta Vista Dr to Hazelwood Ave \ Yerba Buena Ave 1 block On Claremont Blvd from Dewey Blvd \ Kensington Way \ Montalvo Ave \ Taraval St to Dorchester Way 4 blocks On Colon Ave from Montecito Ave to Monterey Blvd 1 blocks On Dawnview Way from Glenview Dr to Burnett Ave 1 blocks On Foerster St from Los Palms Dr to Teresita Blvd 3 blocks On Glenview Dr from Portola Dr to Dawnview Way 1 block On Juanita Way from Teresita Blvd to Marne Ave 7 blocks On Kenwood Way from Darien Way \ Upland Dr to Keystone Way 1 block On Portola Dr from Glenview Dr to End 1 block On Robinhood Dr from Lansdale Ave to Lansdale Ave 1 block On Yerba Buena Ave from Santa Paula Ave \ Terrace Walk to Monterey Blvd 8 blocks</p>
Supervisory District(s):	District 07, District 08
Project Manager:	Ramon Kong
Phone Number:	415-554-8280
Email:	ramon.kong@sfdpw.org
Brief Project Description for MyStreetSF (80 words max):	The Prop K funds requested will fund the paving scope of work which includes demolition, pavement renovation of 29 blocks, curb ramp construction and retrofit, new sidewalk construction, traffic control, and all related and incidental work within project limits.
Detailed Scope (may attach Word document): Please describe the project goals, scope, benefits and how the project was prioritized. Also, describe any coordination with other projects (e.g. paving, MuniForward, Vision Zero).	<p>Public Works (DPW) requests FY 2023/24 Prop K funds to partially fund the construction of the Claremont, Juanita, and Yerba Buena Pavement Renovation project. Project will also be funded with General Funds. The Prop K funds requested will fund the paving scope of work which includes demolition, pavement renovation of 29 blocks, curb ramp construction and retrofit, new sidewalk construction, traffic control, and all related and incidental work within project limits.</p> <p>The project is in planning but will be evaluated by PUC to determine if any work will need to be joined or coordinated. The project schedule will be coordinated with other projects and agencies as work programs are determined to minimize construction impacts to the City.</p> <p>DPW inspects each of the City's blocks and assigns a Pavement Condition Index (PCI) score every two years. The PCI score ranges from a low of 0 to a high of 100. These scores assist DPW with implementing the pavement management strategy of aiming to preserve streets by applying the right treatment to the right roadway at the right time. Streets are selected based on PCI scores as well as the presence of transit and bicycle routes, street clearance (i.e., coordination with utilities) and geographic equity. The average PCI score within the project limits is mid 50s'.</p> <p>All candidates shown are subject to substitution and schedule changes pending , visual confirmation, utility clearances and coordination with other agencies. Unforeseen challenges such as increased work scope, changing priorities, cost increases or declining revenue may arise causing the candidates to be postponed.</p>
Prior Community Engagement/Support (may attach Word document): Please reference any community outreach that has occurred and whether the project is included in any plans (e.g. neighborhood transportation plan, corridor improvement study, station area plans).	N/A
Partner Agencies: Please list partner agencies and identify a staff contact at each agency.	
Type of Environmental Clearance Required:	Categorically Exempt

**San Francisco County Transportation Authority
Proposition K Sales Tax Program Project Information Form**



Attachments: Please attach maps, drawings, photos of current conditions, etc. to support understanding of the project.	Yes	Project Map
---	-----	-------------

Project Delivery Milestones Phase	Status	Work	Start Date		End Date	
	% Complete	In-house - Contracted - Both	Quarter	Fiscal Year	Quarter	Fiscal Year
Planning/Conceptual Engineering						
Environmental Studies (PA&ED)						
Right of Way						
Design Engineering (PS&E)	0%	In-house	Q3-Jan-Feb-Mar	2021/22	Q4-Apr-May-Jun	2022/23
Advertise Construction	0%	In-house	Q4-Apr-May-Jun	2022/23		
Start Construction (i.e. Award Contract)	0%	Contracted	Q1-Jul-Aug-Sep	2023/24		
Operations (i.e. paratransit)						
Open for Use	0%	Contracted			Q2-Oct-Nov-Dec	2024/25
Project Completion (means last eligible expenditure)					Q2-Oct-Nov-Dec	2024/25

Comments/Concerns



San Francisco County Transportation Authority
 Proposition K Sales Tax Program Project Information Form

Project Name: Claremont, Juanita, and Yerba Buena Pavement Renovation

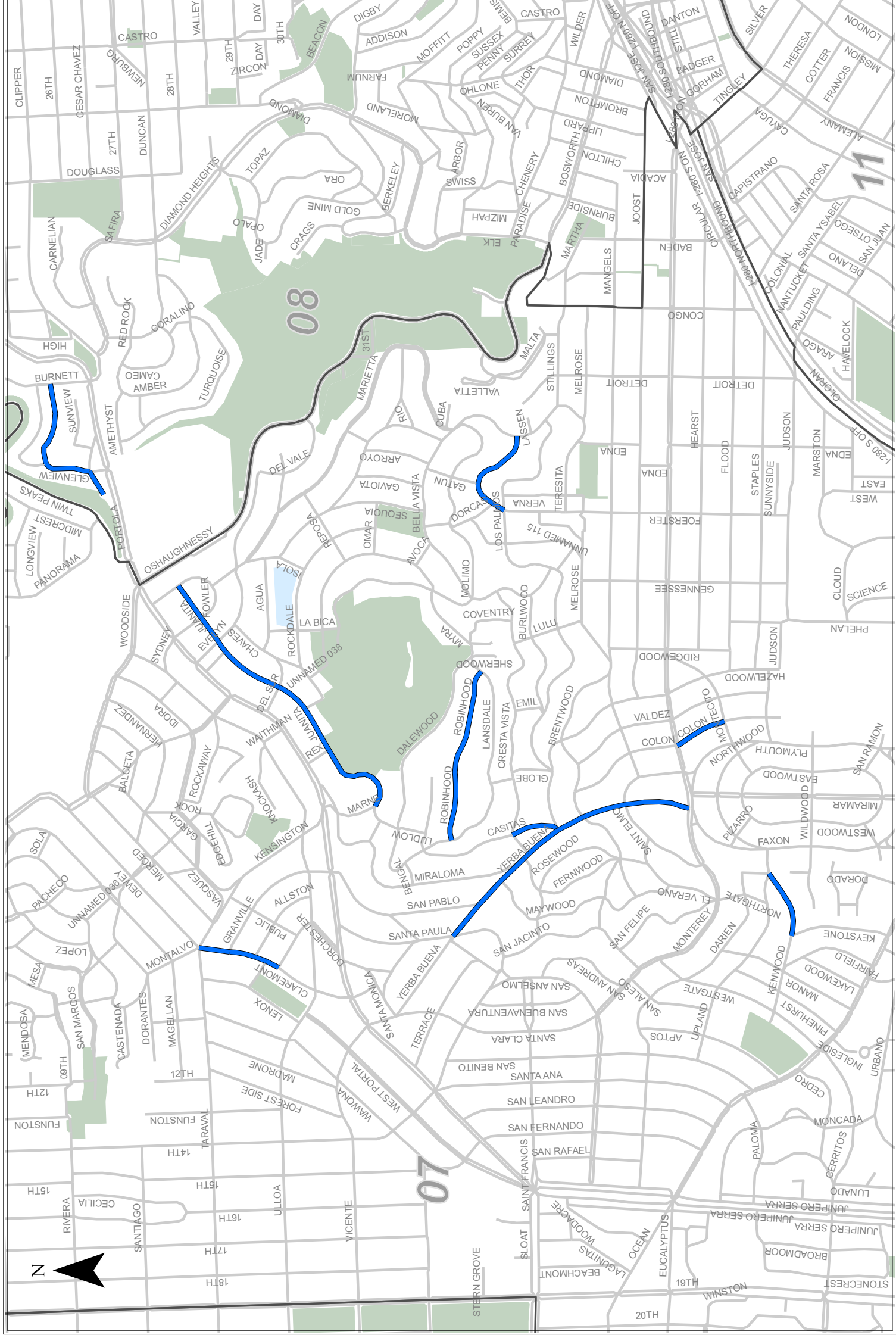
Project Cost Estimate		Funding Source		
Phase	Cost	Prop K	Other	
Planning/Conceptual Engineering	\$ -	\$ -	\$ -	
Environmental Studies (PA&ED)	\$ -	\$ -	\$ -	
Right of Way	\$ -	\$ -	\$ -	
Design Engineering (PS&L)	\$ 435,000	\$ -	\$ 435,000	
Construction	\$ 4,350,000	\$ 2,927,331	\$ 1,422,669	
Operations (i.e. paratransit)	\$ -	\$ -	\$ -	
Total Project Cost	\$ 4,785,000	\$ 2,927,331	\$ 1,857,669	
Percent of Total		61%	39%	

Cash Flow for Prop K Only (i.e. Fiscal Year of Reimbursement)													
Fund Source	Prop K Expenditure Line	Phase	Fund Source Status	Fiscal Year of Allocation (Programming Year)	Total Funding	Previous	2019/20	2020/21	2021/22	2022/23	2023/24	2024/25	Cash Flow Total
General Fund		Design Engineering (PS&L)	Planned	2021/22	\$ 435,000	\$ -	\$ -	\$ -	\$ -	\$ -	\$ -	\$ -	\$ -
Prop K	34-Street Resurfacing, Rehab, & Maintenance	Construction	Planned	2023/24	\$ 2,927,331	\$ -	\$ -	\$ -	\$ -	\$ 878,199	\$ 2,049,132	\$ -	\$ 2,927,331
General Fund		Construction	Planned	2023/24	\$ 1,422,669	\$ -	\$ -	\$ -	\$ -	\$ -	\$ -	\$ -	\$ -
Total By Fiscal Year					\$ 4,785,000	\$ -	\$ -	\$ -	\$ -	\$ 878,199	\$ 2,049,132	\$ -	\$ 2,927,331

Funding Plan - All Phases

Comments

Claremont, Juanita, and Yerba Buena Pavement Renovation: 2019 Prop K 5-Year Prioritization Program



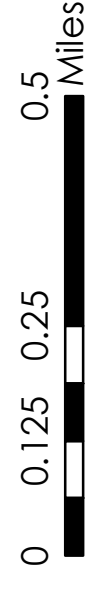
Legend

- Project Location
- District Boundary

DRAFT - SUBJECT TO CHANGE

Created June 2018

NOTE: All Public Works Street Resurfacing Program candidates are subject to substitution and schedule changes pending available funding, visual confirmation, utility clearances and coordination with other agencies and are NOT guaranteed to be moved forward to construction. Unforeseen challenges such as increased work scope, changing priorities, cost increases or declining revenue may arise causing the Public Works Street Resurfacing Program candidates to be postponed or dropped from consideration.



**San Francisco County Transportation Authority
 Proposition K Sales Tax Program Project Information Form**

Prop K Project Information Form	
Project Name:	Street Repair and Cleaning Equipment
Implementing Agency:	Department of Public Works
Prop K Expenditure Plan Information	
Category:	C. Street & Traffic Safety
Subcategory:	iii. System Maintenance and Renovations (streets)
EP Line (Primary):	35-Street Repair & Cleaning Equipment
Other EP Line Number/s:	
Fiscal Year of Allocation:	2019/20, 2020/21, 2021/22, 2022/23, 2023/24
Project Information	
Project Location:	N/A
Supervisorial District(s):	N/A
Project Manager:	John Leal
Phone Number:	415-695-2133
Email:	john.leal@sfdpw.org
Brief Project Description for MyStreetSF (80 words max):	Replacement of street repair and cleaning equipment according to industry-standards, such as but not limited to, asphalt pavers, dump trucks, sweepers, and front-end loaders.
Detailed Scope (may attach Word document): Please describe the project goals, scope, benefits and how the project was prioritized. Also, describe any coordination with other projects (e.g. paving, MuniForward, Vision Zero).	<p>Annual funding to replace street repair and cleaning equipment according to industry-standards, such as but not limited to, asphalt pavers, dump trucks, sweepers, and front-end loaders.</p> <p>To reduce maintenance costs, increase efficiency, and reduce down time, San Francisco Public Works needs to replace its vehicles according to industry-accepted levels (i.e. replacing sweepers every 5 to 7 years, packer trucks every 10 years, and front end loaders and Street Flusher trucks every 8 years). In addition, there is a backlog of equipment that was due for replacement in previous years, but has not been replaced. The street cleaning program currently double and triple-shifts its trucks and is keeping equipment past its normal scheduled replacement, which has led to increased vehicle maintenance costs. Furthermore, Public Works' fleet includes many vehicles and equipment that have become non-CARB compliant.</p>
Prior Community Engagement/Support (may attach Word document): Please reference any community outreach that has occurred and whether the project is included in any plans (e.g. neighborhood transportation plan, corridor improvement study, station area plans).	N/A
Partner Agencies: Please list partner agencies and identify a staff contact at each agency.	
Type of Environmental Clearance Required:	N/A
Attachments: Please attach maps, drawings, photos of current conditions, etc. to support understanding of the project.	No

**San Francisco County Transportation Authority
Proposition K Sales Tax Program Project Information Form**



Project Delivery Milestones Phase	Status	Work	Start Date		End Date	
	% Complete	In-house - Contracted - Both	Quarter	Fiscal Year	Quarter	Fiscal Year
Planning/Conceptual Engineering						
Environmental Studies (PA&ED)						
Right of Way						
Design Engineering (PS&E)						
Advertise Construction						
Start Construction (i.e. Award Contract)	0%		Q1-Jul-Aug-Sep	2019/20		
Operations (i.e. paratransit)						
Open for Use					Q4-Apr-May-Jun	2023/24
Project Completion (means last eligible expenditure)					Q4-Apr-May-Jun	2023/24

Comments/Concerns



San Francisco County Transportation Authority
 Proposition K Sales Tax Program Project Information Form

Project Name: Street Repair and Cleaning Equipment

Project Cost Estimate	Phase	Cost	Funding Source	
			Prop K	Other
Planning/Conceptual Engineering		\$ -	\$ -	\$ -
Environmental Studies (PA&ED)		\$ -	\$ -	\$ -
Right of Way		\$ -	\$ -	\$ -
Design Engineering (PS&E)		\$ -	\$ -	\$ -
Construction		\$ 5,001,612	\$ 5,001,612	\$ -
Operations (i.e. paratransit)		\$ -	\$ -	\$ -
Total Project Cost		\$ 5,001,612	\$ 5,001,612	\$ -
Percent of Total			100%	0%

Funding Plan - All Phases													
Fund Source	Prop K Expenditure Line	Phase	Fund Source Status	Fiscal Year of Allocation (Programming Year)	Total Funding	Previous	Cash Flow for Prop K Only (i.e. Fiscal Year of Reimbursement)						
							2019/20	2020/21	2021/22	2022/23	2023/24	2024/25	Cash Flow Total
Prop K	35-Street Repair & Cleaning Equipment	Construction	Planned	2019/20	\$ 1,300,000	\$ -	\$ 650,000	\$ 650,000	\$ -	\$ -	\$ -	\$ -	\$ 1,300,000
Prop K	35-Street Repair & Cleaning Equipment	Construction	Planned	2020/21	\$ 871,364	\$ -	\$ 435,682	\$ 435,682	\$ -	\$ -	\$ -	\$ -	\$ 871,364
Prop K	35-Street Repair & Cleaning Equipment	Construction	Planned	2021/22	\$ 908,990	\$ -	\$ -	\$ 454,495	\$ 454,495	\$ -	\$ -	\$ -	\$ 908,990
Prop K	35-Street Repair & Cleaning Equipment	Construction	Planned	2022/23	\$ 943,282	\$ -	\$ -	\$ -	\$ 471,641	\$ 471,641	\$ -	\$ -	\$ 943,282
Prop K	35-Street Repair & Cleaning Equipment	Construction	Planned	2023/24	\$ 977,976	\$ -	\$ -	\$ -	\$ -	\$ 488,988	\$ 488,988	\$ -	\$ 977,976
Total By Fiscal Year					\$ 5,001,612	\$ -	\$ 650,000	\$ 1,085,682	\$ 890,177	\$ 926,136	\$ 960,629	\$ 488,988	\$ 5,001,612

Comments

Table 4 - Prop K 5-Year Project List (FY 2014/15 - 2018/19)
 Street Resurfacing, Rehabilitation, and Maintenance /Street Repair and Cleaning Equipment (EPs 34-35)
 Programming and Allocations to Date
 Approved 6/24/14

Agency	Project Name	Phase(s)	Status	Fiscal Year					Total
				2014/15	2015/16	2016/17	2017/18	2018/19	
Street Resurfacing (EP 34)									
DPW	Guerrero St, San Jose Ave and Corbett Ave Pavement Renovation	CON	Programmed	\$5,600,000					\$5,600,000
DPW	West Portal Ave and Quintara St Pavement Renovation	CON	Programmed	\$3,002,785					\$3,002,785
DPW	Clayton St, Clipper St and Portola Dr Pavement Renovation	CON	Programmed		\$5,365,230				\$5,365,230
DPW	Gilman Ave and Jerrold Ave Pavement Renovation	CON	Programmed			\$3,907,668			\$3,907,668
DPW	Madrid St, Morse St and Paris St Pavement Renovation	CON	Programmed				\$4,519,668		\$4,519,668
DPW	Fillmore St Pavement Renovation	CON	Programmed					\$4,634,668	\$4,634,668
				Programmed in 5YPP					
				Programmed in 2014 Strategic Plan					
				Cumulative Remaining Programming Capacity					
Street Repair and Cleaning Equipment (EP 35)									
DPW	Street Repair and Cleaning Equipment	PROC	Programmed	\$701,034					\$701,034
DPW	Street Repair and Cleaning Equipment	PROC	Programmed		\$738,072				\$738,072
DPW	Street Repair and Cleaning Equipment	PROC	Programmed			\$776,826			\$776,826
DPW	Street Repair and Cleaning Equipment	PROC	Programmed				\$817,375		\$817,375
DPW	Street Repair and Cleaning Equipment	PROC	Programmed					\$859,800	\$859,800
				Programmed in 5YPP					
				Programmed in 2014 Strategic Plan					
				Cumulative Remaining Programming Capacity					
				\$701,034	\$738,072	\$776,826	\$817,375	\$859,800	\$3,893,107
				\$701,034	\$738,072	\$776,826	\$817,375	\$859,800	\$3,893,107
				\$0	\$0	\$0	\$0	\$0	\$0

Table 4 - Prop K 5-Year Project List (FY 2014/15 - 2018/19)
 Street Resurfacing, Rehabilitation, and Maintenance / Street Repair and Cleaning Equipment (EPs 34-35)

Cash Flow as Allocated to Date

Approved 6/24/14

Project Name	Phase	Fiscal Year					Total
		2014/15	2015/16	2016/17	2017/18	2018/19	
Street Resurfacing (EP 34)							
Guerrero St, San Jose Ave and Corbett Ave Pavement Renovation	CON	\$1,000,000	\$3,600,000	\$1,000,000			\$5,600,000
West Portal Ave and Quintara St Pavement Renovation	CON	\$2,402,228	\$600,557				\$3,002,785
Clayton St, Clipper St and Portola Dr Pavement Renovation	CON		\$4,292,184	\$1,073,046			\$5,365,230
Gilman Ave and Jerrold Ave Pavement Renovation	CON			\$3,126,134	\$781,534		\$3,907,668
Madrid St, Morse St and Paris St Pavement Renovation	CON				\$3,615,734	\$903,934	\$4,519,668
Fillmore St Pavement Renovation	CON					\$3,707,734	\$4,634,668
Street Repair and Cleaning Equipment (EP 35)							
Total Cash Flow in 5YPP		\$3,402,228	\$8,492,741	\$5,199,180	\$4,397,268	\$4,611,668	\$27,030,019
Total Cash Flow in 2014 Strategic Plan		\$3,402,228	\$8,492,741	\$5,199,180	\$4,397,268	\$4,611,668	\$27,030,019
Cumulative Remaining Cash Flow Capacity		\$0	\$0	\$0	\$0	\$0	\$0
Street Repair and Cleaning Equipment (EP 35)							
Street Repair and Cleaning Equipment	PROC	\$350,517	\$350,517				\$701,034
Street Repair and Cleaning Equipment	PROC		\$369,036	\$369,036			\$738,072
Street Repair and Cleaning Equipment	PROC			\$388,413	\$388,413		\$776,826
Street Repair and Cleaning Equipment	PROC				\$408,688	\$408,688	\$817,375
Street Repair and Cleaning Equipment	PROC					\$429,900	\$859,800
Street Repair and Cleaning Equipment (EP 35)							
Total Cash Flow in 5YPP		\$350,517	\$719,553	\$757,449	\$797,101	\$838,588	\$3,893,107
Total Cash Flow in 2014 Strategic Plan		\$350,517	\$719,553	\$757,449	\$797,101	\$838,588	\$3,893,107
Cumulative Remaining Cash Flow Capacity		\$0	\$0	\$0	\$0	\$0	\$0

Prop K 5-Year Project List (FY 2014/15 - 2018/19)
Street Resurfacing, Rehabilitation, and Maintenance / Street Repair and Cleaning Equipment (EPs 34-35)
Programming and Allocations to Date
 Pending October 23, 2018 Board

Agency	Project Name	Phase(s)	Status	Fiscal Year					Total
				2014/15	2015/16	2016/17	2017/18	2018/19	
Street Resurfacing (EP 34)									
SFPW	Guerrero St, San Jose Ave and Corbett Ave Pavement Renovation	CON	Programmed	\$0					\$0
SFPW	West Portal Ave and Quintara St Pavement Renovation	CON	Allocated	\$3,002,785					\$3,002,785
SFPW	West Portal Ave and Quintara St Pavement Renovation	CON	Deobligated	(\$3,002,785)					(\$3,002,785)
SFPW	Ingalls St and Industrial St Pavement Renovation	CON	Allocated		\$3,677,233				\$3,677,233
SFPW	Clayton St, Clipper St and Portola Dr Pavement Renovation	CON	Allocated		\$5,455,263				\$5,455,263
SFPW	Eureka St, Grandview Ave, and Mangels Ave Pavement Renovation	CON	Allocated		\$4,785,750				\$4,785,750
SFPW	Gilman Ave and Jerrold Ave Pavement Renovation	CON	Programmed			\$0			\$0
SFPW	Filbert and Leavenworth Streets Pavement Renovation	CON	Allocated			\$3,479,324			\$3,479,324
SFPW	Madrid St, Morse St and Paris St Pavement Renovation	CON	Programmed				\$0		\$0
SFPW	Fillmore St Pavement Renovation	CON	Programmed					\$0	\$0
SFPW	Haight Street Resurfacing and Pedestrian Lighting	CON	Allocated				\$1,248,251		\$1,248,251
SFPW	Pavement Renovation Placeholder	CON	Programmed			\$0			\$0
SFPW	Parkmerced/Twin Peaks/Mt Davidson Manor Residential Street Resurfacing	CON	Allocated				\$2,849,000		\$2,849,000
SFPW	Alemany Blvd Pavement Renovation	CON	Programmed					\$1,750,000	\$1,750,000
SFPW	Taraval Street Improvement Project West Portal to Sunset Blvd Renovation	CON	Programmed					\$1,400,000	\$1,400,000
Programmed in 5YPP				\$0	\$13,918,246	\$3,479,324	\$4,097,251	\$3,150,000	\$24,044,821
Programmed in 2014 Strategic Plan, as amended				\$8,602,785	\$5,365,230	\$3,907,668	\$4,519,668	\$4,634,668	\$27,030,019
Cumulative Remaining Programming Capacity				\$10,362,526	\$1,809,510	\$2,237,854	\$2,660,271	\$4,144,939	\$4,144,939

Prop K 5-Year Project List (FY 2014/15 - 2018/19)
Street Resurfacing, Rehabilitation, and Maintenance / Street Repair and Cleaning Equipment (EPs 34-35)
Programming and Allocations to Date
 Pending October 23, 2018 Board

Agency	Project Name	Phase(s)	Status	Fiscal Year					Total
				2014/15	2015/16	2016/17	2017/18	2018/19	
Street Repair and Cleaning Equipment (EP 35)									
SFPW	Street Repair and Cleaning Equipment	CON	Allocated	\$701,034					\$701,034
SFPW	Street Repair and Cleaning Equipment	CON	Allocated		\$738,072				\$738,072
SFPW	Street Repair and Cleaning Equipment	CON	Allocated			\$1,499,408			\$1,499,408
SFPW	Street Repair and Cleaning Equipment	CON	Programmed				\$0		\$0
SFPW	Street Repair and Cleaning Equipment	CON	Allocated					\$954,593	\$954,593
Programmed in 5YPP				\$701,034	\$738,072	\$1,499,408	\$0	\$954,593	\$3,893,107
Programmed in 2014 Strategic Plan, as amended				\$701,034	\$738,072	\$1,499,408	\$94,793	\$859,800	\$3,893,107
Cumulative Remaining Programming Capacity				\$0	\$0	\$0	\$94,793	\$0	\$0

Programmed
Pending Allocation / Appropriation
Board Approved Allocation / Appropriation

FOOTNOTES:

Comprehensive 2014 5YPP Amendment concurrent with 2019 5YPP adoption (Resolution XX, approved YYY).
 Alemany Blvd Pavement Renovation: Reduced from \$3,157,000 to \$1,750,000 in FY2018/19. Project cost estimate was revised.
 Taraval Street Improvement Project West Portal to Sunset Blvd Renovation: Added project with \$1,400,000 in FY2018/19 for construction.

Prop K 5-Year Project List (FY 2014/15 - 2018/19)
Street Resurfacing, Rehabilitation, and Maintenance / Street Repair and Cleaning Equipment (EPs 34-35)
Cash Flow as Allocated to Date
 Pending October 23, 2018 Board

Project Name	Phase	Fiscal Year						Total
		2014/15	2015/16	2016/17	2017/18	2018/19	2019/20	
Street Resurfacing (EP 34)								
Guerrero St, San Jose Ave and Corbett Ave Pavement Renovation	CON	\$0	\$0	\$0				\$0
West Portal Ave and Quintara St Pavement Renovation	CON	\$2,402,228	\$600,557					\$3,002,785
West Portal Ave and Quintara St Pavement Renovation	CON	(\$2,402,228)	(\$600,557)					(\$3,002,785)
Ingalls St and Industrial St Pavement Renovation	CON		\$0	\$3,309,610	\$367,623			\$3,677,233
Clayton St, Clipper St and Portola Dr Pavement Renovation	CON			\$4,091,447	\$1,363,816			\$5,455,263
Eureka St, Grandview Ave, and Mangels Ave Pavement Renovation	CON			\$3,828,600	\$957,150			\$4,785,750
Gilman Ave and Jerrold Ave Pavement Renovation	CON			\$0	\$0			\$0
Filbert and Leavenworth Streets Pavement Renovation	CON				\$2,609,493	\$869,831		\$3,479,324
Madrid St, Morse St and Paris St Pavement Renovation	CON				\$0	\$0		\$0
Fillmore St Pavement Renovation	CON					\$0	\$0	\$0
Haight Street Resurfacing and Pedestrian Lighting	CON				\$416,084	\$554,778	\$277,389	\$1,248,251
Pavement Renovation Placeholder	CON				\$0	\$0		\$0
Parkmerced/Twin Peaks/Mt Davidson Manor Residential Street Resurfacing	CON					\$1,899,333	\$949,667	\$2,849,000
Alemany Blvd Pavement Renovation	CON					\$350,000	\$1,400,000	\$1,750,000
Taraval Street Improvement Project West Portal to Sunset Blvd Renovation	CON					\$560,000	\$840,000	\$1,400,000
Total Cash Flow in 5YPP		\$0	\$0	\$11,229,657	\$5,714,166	\$4,233,942	\$3,467,056	\$24,644,821
Total Cash Flow in 2014 Strategic Plan		\$3,402,228	\$8,492,741	\$5,199,180	\$4,397,268	\$4,611,668	\$926,934	\$27,030,019
Cumulative Remaining Cash Flow Capacity		\$5,161,969	\$13,654,710	\$7,624,233	\$6,307,335	\$6,685,061	\$4,144,939	\$4,144,939

Prop K 5-Year Project List (FY 2014/15 - 2018/19)
Street Resurfacing, Rehabilitation, and Maintenance / Street Repair and Cleaning Equipment (EPs 34-35)
Cash Flow as Allocated to Date
 Pending October 23, 2018 Board

Project Name	Phase	Fiscal Year					Total
		2014/15	2015/16	2016/17	2017/18	2018/19	
Street Repair and Cleaning Equipment (EP 35)							
Street Repair and Cleaning Equipment	CON	\$350,517	\$350,517				\$701,034
Street Repair and Cleaning Equipment	CON		\$369,036	\$369,036			\$738,072
Street Repair and Cleaning Equipment	CON			\$1,499,408			\$1,499,408
Street Repair and Cleaning Equipment	CON				\$0	\$0	\$0
Street Repair and Cleaning Equipment	CON					\$477,297	\$954,593
Total Cash Flow in 5YPP							
		\$350,517	\$719,553	\$1,868,444	\$0	\$477,297	\$3,893,107
Total Cash Flow in 2014 Strategic Plan							
		\$350,517	\$719,553	\$757,449	\$797,101	\$838,588	\$3,893,107
Cumulative Remaining Cash Flow Capacity							
		\$0	\$0	(\$1,110,995)	(\$313,895)	\$47,397	\$0

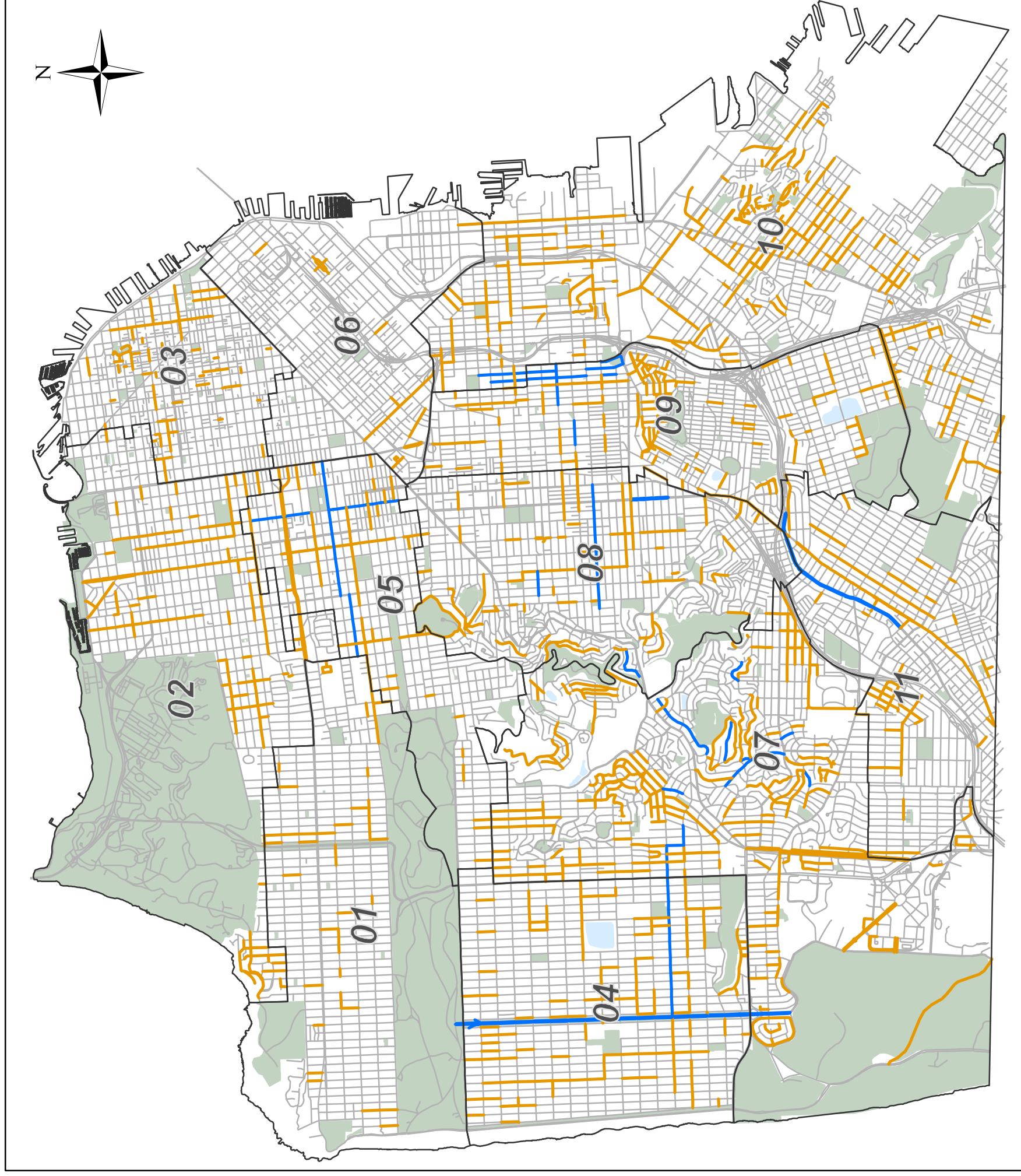
Programmed

Pending Allocation/Appropriation

Board Approved Allocation/Appropriation

See 2014 Prop K 5YPP - Program of Projects Programming and Allocations to Date table for programming footnotes.

Proposed Street Resurfacing Program Candidates



Legend

Proposed Street Resurfacing Program Projects
 Funding Year FY 18-19 to FY 23-24
 Estimated Construction Completion 2018-2028

Proposed Prop K Projects
 Funding Year FY 18-19 to FY 23-24
 Estimated Construction Completion 2018-2028

NOTE: All Public Works Street Resurfacing Program candidates are subject to substitution and schedule changes pending available funding, visual confirmation, utility clearances and coordination with other agencies and are NOT guaranteed to be moved forward to construction. Unforeseen challenges such as increased work scope, changing priorities, cost increases or declining revenue may arise causing the Public Works Street Resurfacing Program candidates to be postponed or dropped from consideration.

Information as of August 2018

