



Memorandum

Date: July 17, 2017
To: Transportation Authority Board
From: Cynthia Fong – Deputy Director for Finance and Administration
Subject: 07/25/17 Board Meeting: Investment Report and Debt Expenditure Report for the Quarter Ended June 30, 2017

<p>RECOMMENDATION <input checked="" type="checkbox"/> Information <input type="checkbox"/> Action</p> <p>None. This is an information item.</p> <p>SUMMARY</p> <p>The Transportation Authority’s Investment Policy directs that a review of portfolio compliance be presented quarterly. As year-end closing is just wrapping up, the investment report for the quarter ended June 30, 2017 is presented independently. Following the annual audit, the Basic Financial Statements will be presented to the Board along with the results of the fiscal audit, single audit, and management review. With the issuance of additional debt, a report on quarterly debt expenditures funded by the Revolving Credit Loan is now included for Board oversight of the debt issuance program.</p>	<p><input type="checkbox"/> Fund Allocation</p> <p><input type="checkbox"/> Fund Programming</p> <p><input type="checkbox"/> Policy/Legislation</p> <p><input type="checkbox"/> Plan/Study</p> <p><input type="checkbox"/> Capital Project Oversight/Delivery</p> <p><input checked="" type="checkbox"/> Budget/Finance</p> <p><input type="checkbox"/> Contract/Agreement</p> <p><input type="checkbox"/> Procurement</p> <p><input type="checkbox"/> Other: _____</p>
--	---

DISCUSSION

Background.

The Transportation Authority’s Investment Policy directs a submittal of portfolio compliance with the Investment Policy at the end of the quarter. Usually, this is presented in conjunction with, and in the context of, a quarterly Internal Accounting Report. However, since fiscal year-end project accruals are still being submitted, the Internal Accounting Report is not available at this time.

As defined by the Transportation Authority’s Administrative Code and the Debt Policy, the Board shall be responsible for oversight of the debt issuance program for the Transportation Authority. The purpose of the Debt Expenditure Report is to update the Board on quarterly expenditures funded by the Transportation Authority’s Revolving Credit Agreement (loan) to ensure debt proceeds are spent within the three-year required period following debt issuance, and to provide transparency and accountability in the expenditure of these debt proceeds.

Investment Report.

The investment policies and practices of the Transportation Authority are subject to and limited by applicable provisions of state law, and to prudent money management principles. All investable funds are invested in accordance with the Transportation Authority’s Investment Policy and applicable provisions of Chapter 4 of Part I of Division 2 of Title 5 of the California Government Code (Section 53600 et seq). Any investment of bond proceeds will be further restricted by the provisions of relevant

Agenda Item 15

bond documents.

In managing its investment program, the Transportation Authority observes the “Prudent Investor” standard as stated in Government Code Section 53600.3, applied in the context of managing an overall portfolio. Investments are to be made with care, skill, prudence and diligence, taking into account the prevailing circumstances, including, but not limited to general economic conditions, the anticipated needs of the Transportation Authority and other relevant factors that a prudent person acting in a fiduciary capacity and familiar with those matters would use in the stewardship of funds of a like character and purpose.

The primary objectives, in priority order, for the Transportation Authority’s investment activities are:

- 1) **Safety.** Safety of the principal is the foremost objective of the investment program. Investments of the Transportation Authority will be undertaken in a manner that seeks to ensure preservation of the principal of the funds under its control.
- 2) **Liquidity.** The Transportation Authority’s investment portfolio will remain sufficiently liquid to enable the Transportation Authority to meet its reasonably anticipated cash flow requirements.
- 3) **Return on Investment.** The Transportation Authority’s investment portfolio will be managed with the objective of attaining a market rate of return throughout budgetary and economic cycles commensurate with the Transportation Authority’s investment risk parameters and the cash flow characteristics of the portfolio.

Permitted investment instruments are specifically listed in the Transportation Authority’s Investment Policy, and include the San Francisco City and County Treasury Pool. As of June 30, 2017, the Transportation Authority’s bank accounts total to \$48.6 million and approximately 74% of this amount was invested in the City and County of San Francisco Treasury Pool. The remaining funds are held in bank accounts for daily operations. These investments are in compliance with the Transportation Authority’s Board-adopted Investment Policy and provide sufficient liquidity to meet expenditure requirements for the next six months with the issuance of the bond in fall 2017. Attachment 1 is the investment report furnished by the Office of the Treasurer and Tax Collector for the period ending on June 30, 2017.

Debt Expenditure Report.

In February 2017 through Resolution 17-26, the Transportation Authority was authorized to borrow an additional amount up to \$46,335,835, to a total amount not to exceed \$140,000,000, in remaining capacity from our Revolving Credit Agreement with State Street Public Lending Corporation. On April 10th the Transportation Authority requested a drawdown for \$46,000,000 to pay 31 reimbursement requests totaling \$46,012,445 (including earned interest of \$12,445) during April, May and June. Major cash flow drivers included in the payments were the Motor Coach Procurement, Radio Communications System & CAD Replacement, Light-Rail Vehicle Procurement, and Replacement of 60 New Flyer 60-Foot Trolley Coaches. As of June 30, 2017, all of the \$46,000,000 of debt proceeds were spent on bond-eligible Prop K expenditure plan projects and within the three-year required period. More details on these expenditures is included in Attachment 2.

FINANCIAL IMPACT

None. This is an information item.

CAC POSITION

Agenda Item 15

None. This is an information item.

SUPPLEMENTAL MATERIALS

Attachment 1 – City and County of San Francisco Investment Report for the Month of June 2017

Attachment 2 – Debt Expenditure Report

Investment Report for the month of June 2017

July 15, 2017

The Honorable Edwin M. Lee
Mayor of San Francisco
City Hall, Room 200
1 Dr. Carlton B. Goodlett Place
San Francisco, CA 94102-4638

The Honorable Board of Supervisors
City and County of San Francisco
City Hall, Room 244
1 Dr. Carlton B. Goodlett Place
San Francisco, CA 94102-4638

Ladies and Gentlemen,

In accordance with the provisions of California State Government Code, Section 53646, we forward this report detailing the City's pooled fund portfolio as of June 30, 2017. These investments provide sufficient liquidity to meet expenditure requirements for the next six months and are in compliance with our statement of investment policy and California Code.

This correspondence and its attachments show the investment activity for the month of June 2017 for the portfolios under the Treasurer's management. All pricing and valuation data is obtained from Interactive Data Corporation.

CCSF Pooled Fund Investment Earnings Statistics *

<i>(in \$ million)</i>	Current Month		Prior Month	
	<u>Fiscal YTD</u>	<u>June 2017</u>	<u>Fiscal YTD</u>	<u>May 2017</u>
Average Daily Balance	\$ 7,966	\$ 9,016	\$ 7,872	\$ 9,253
Net Earnings	73.76	8.80	64.97	8.41
Earned Income Yield	0.93%	1.19%	0.90%	1.07%

CCSF Pooled Fund Statistics *

<i>(in \$ million)</i>	% of	Book	Market	Wtd. Avg.	Wtd. Avg.	WAM
Investment Type	Portfolio	Value	Value	Coupon	YTM	
U.S. Treasuries	10.19%	\$ 871.6	\$ 872.4	0.66%	1.13%	447
Federal Agencies	55.02%	4,711.7	4,708.1	1.14%	1.24%	654
State & Local Government						
Agency Obligations	3.91%	337.7	335.0	1.74%	1.24%	430
Public Time Deposits	0.01%	1.0	1.0	1.33%	1.33%	276
Negotiable CDs	12.31%	1,052.8	1,053.7	1.38%	1.38%	150
Commercial Paper	9.78%	836.1	837.0	0.08%	1.18%	78
Medium Term Notes	1.05%	89.9	89.9	1.51%	1.40%	356
Money Market Funds	3.53%	301.9	301.9	0.75%	0.75%	1
Supranationals	4.19%	358.8	358.8	1.17%	1.33%	445
Totals	100.0%	\$ 8,561.5	\$ 8,557.7	1.02%	1.23%	471

In the remainder of this report, we provide additional information and analytics at the security-level and portfolio-level, as recommended by the California Debt and Investment Advisory Commission.

Very truly yours,

José Cisneros
Treasurer

cc: Treasury Oversight Committee: Aimee Brown, Ron Gerhard, Reeta Madhavan, Charles Perl
 Ben Rosenfield, Controller, Office of the Controller
 Tonia Lediju, Internal Audit, Office of the Controller
 Mayor's Office of Public Policy and Finance
 San Francisco County Transportation Authority
 San Francisco Public Library
 San Francisco Health Service System

Portfolio Summary

Pooled Fund

As of June 30, 2017

<i>(in \$ million)</i>							
Security Type	Par Value	Book Value	Market Value	Market/Book Price	Current % Allocation	Max. Policy Allocation	Compliant?
U.S. Treasuries	\$ 875.0	\$ 871.6	\$ 872.4	100.10	10.19%	100%	Yes
Federal Agencies	4,713.1	4,711.7	4,708.1	99.92	55.02%	100%	Yes
State & Local Government							
Agency Obligations	334.3	337.7	335.0	99.19	3.91%	20%	Yes
Public Time Deposits	1.0	1.0	1.0	100.00	0.01%	100%	Yes
Negotiable CDs	1,052.8	1,052.8	1,053.7	100.08	12.31%	30%	Yes
Bankers Acceptances	-	-	-	-	0.00%	40%	Yes
Commercial Paper	839.4	836.1	837.0	100.10	9.78%	25%	Yes
Medium Term Notes	89.8	89.9	89.9	99.99	1.05%	25%	Yes
Repurchase Agreements	-	-	-	-	0.00%	10%	Yes
Reverse Repurchase/ Securities Lending Agreements	-	-	-	-	0.00%	\$75mm	Yes
Money Market Funds - Government	301.9	301.9	301.9	100.00	3.53%	10%	Yes
Money Market Funds - Prime	-	-	-	-	0.00%	5%	Yes
LAIF	-	-	-	-	0.00%	\$50mm	Yes
Supranationals	359.3	358.8	358.8	99.99	4.19%	5%	Yes
TOTAL	\$ 8,566.6	\$ 8,561.5	\$ 8,557.7	99.96	100.00%	-	Yes

The City and County of San Francisco uses the following methodology to determine compliance: Compliance is pre-trade and calculated on both a par and market value basis, using the result with the lowest percentage of the overall portfolio value. Cash balances are included in the City's compliance calculations.

Please note the information in this report does not include cash balances. Due to fluctuations in the market value of the securities held in the Pooled Fund and changes in the City's cash position, the allocation limits may be exceeded on a post-trade compliance basis. In these instances, no compliance violation has occurred, as the policy limits were not exceeded prior to trade execution.

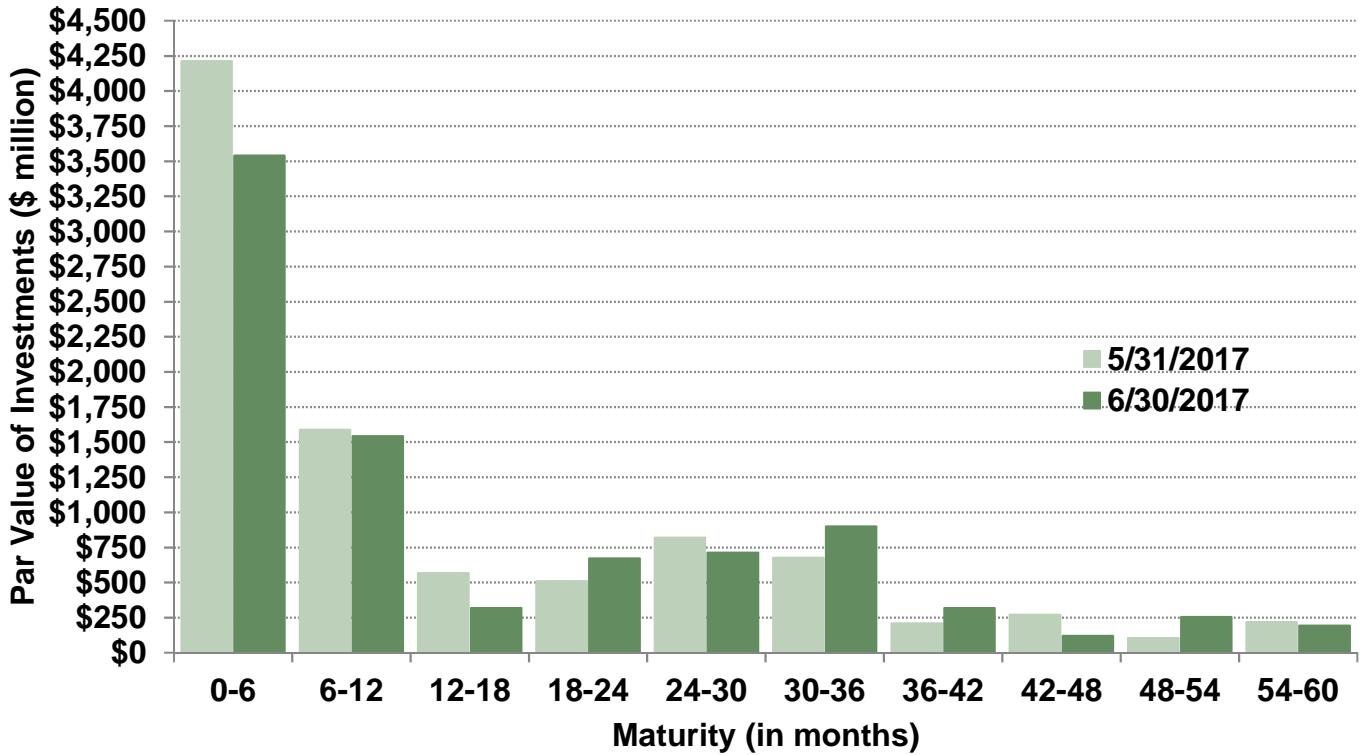
The full Investment Policy can be found at <http://www.sftreasurer.org/>, in the Reports & Plans section of the About menu.

Totals may not add due to rounding.

Portfolio Analysis

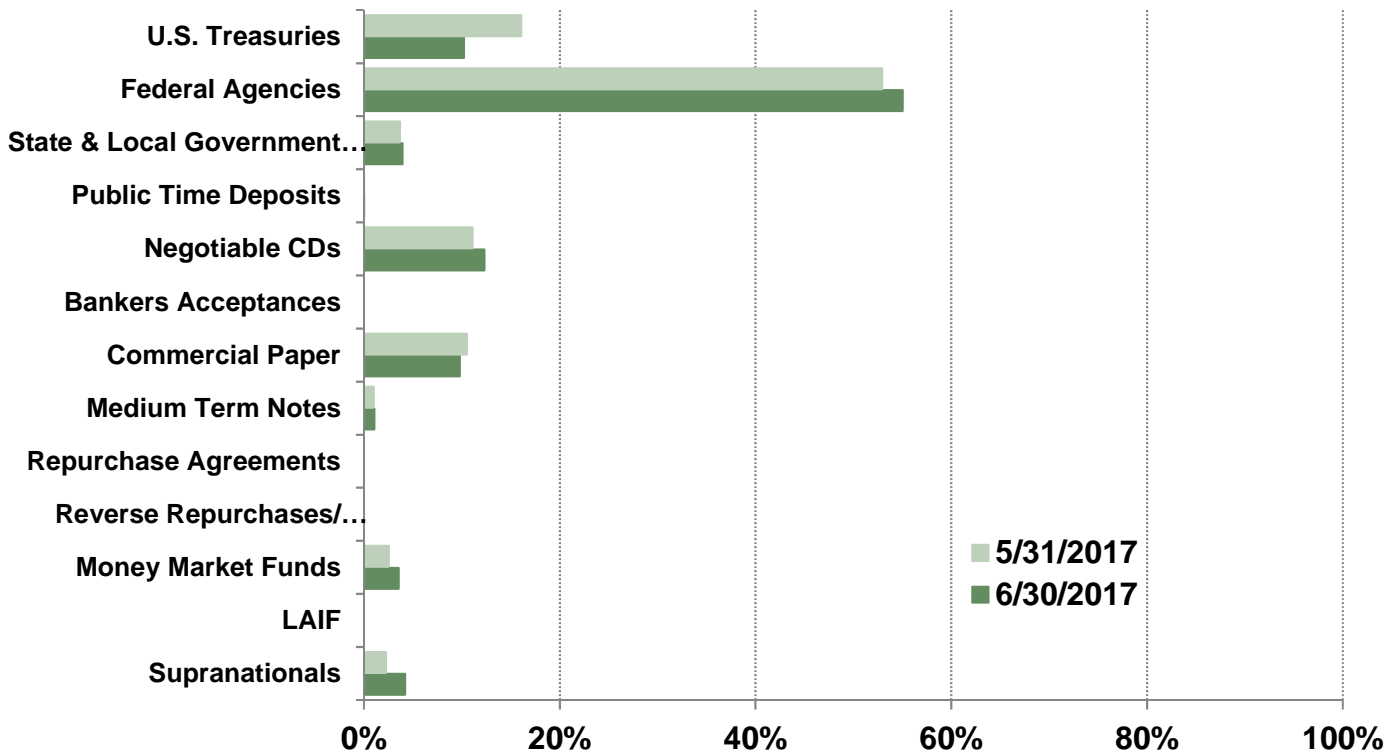
Pooled Fund

Par Value of Investments by Maturity

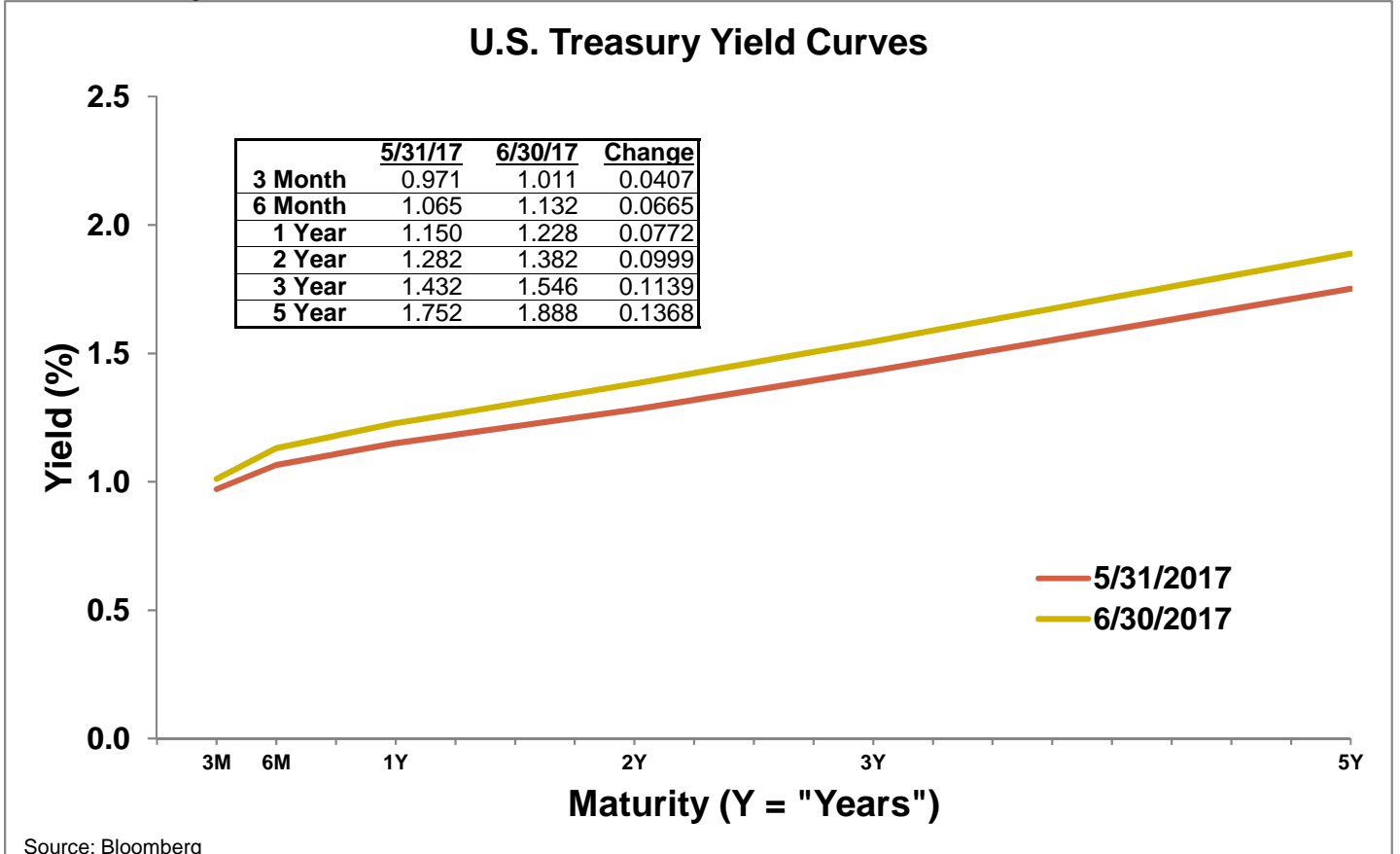
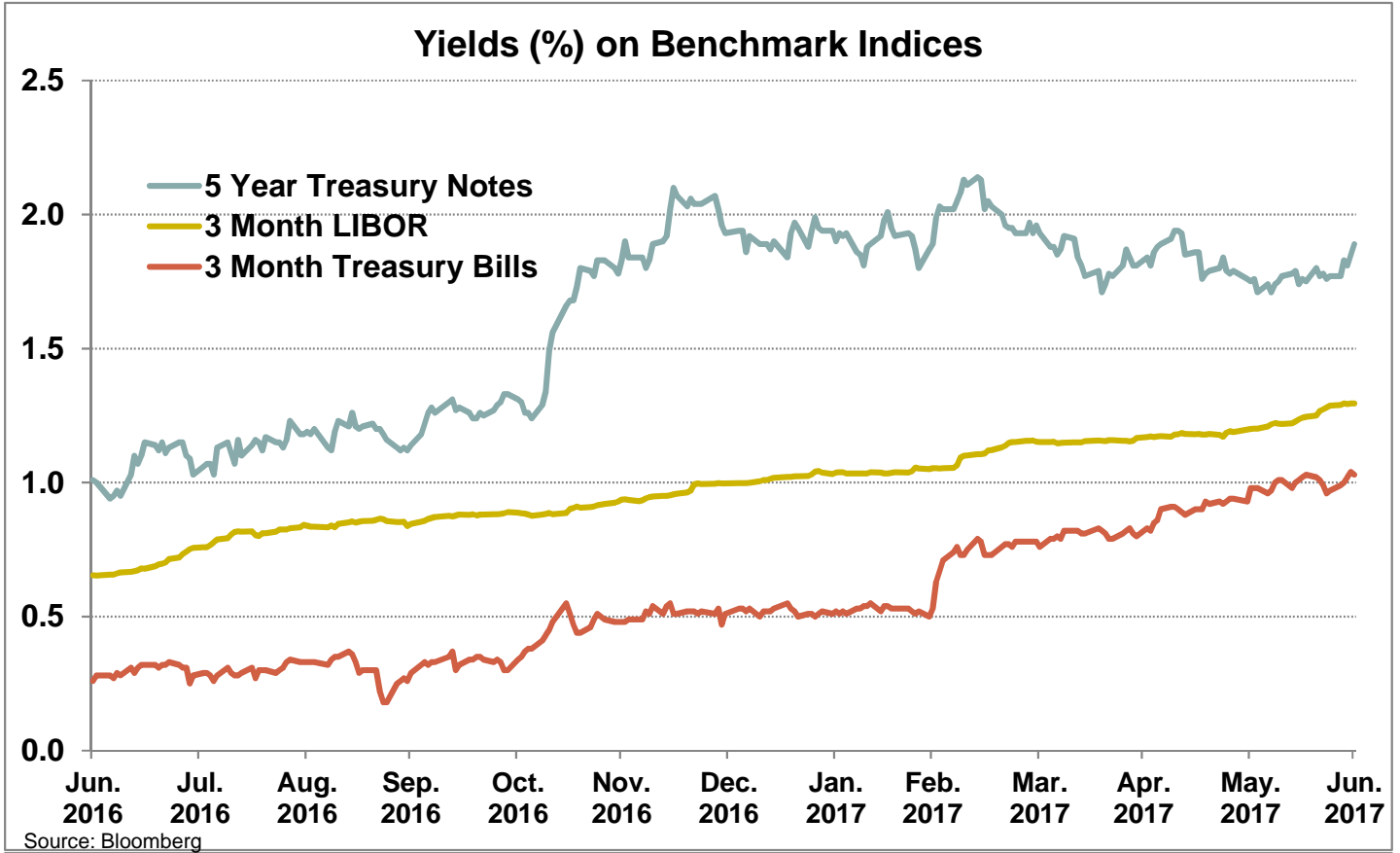


Callable bonds shown at maturity date.

Asset Allocation by Market Value



Yield Curves



Investment Inventory

Pooled Fund

As of June 30, 2017

Type of Investment	CUSIP	Issuer Name	Maturity		Coupon	Par Value	Book Value	Amortized	
			Settle Date	Date				Book Value	Market Value
U.S. Treasuries	912796LG2	TREASURY BILL	4/6/2017	7/6/2017	0.00	\$ 150,000,000	\$ 149,700,459	\$ 149,700,459	\$ 149,991,000
U.S. Treasuries	912796LK3	TREASURY BILL	4/13/2017	7/13/2017	0.00	50,000,000	49,895,729	49,895,729	49,989,500
U.S. Treasuries	912828TM2	US TSY NT	12/15/2015	8/31/2017	0.63	100,000,000	99,433,594	99,944,719	99,922,000
U.S. Treasuries	912796LW7	TREASURY BILL	4/6/2017	10/5/2017	0.00	75,000,000	74,654,958	74,654,958	74,801,250
U.S. Treasuries	912796KR9	TREASURY BILL	4/13/2017	10/12/2017	0.00	75,000,000	74,639,792	74,639,792	74,782,500
U.S. Treasuries	912828M72	US TSY NT	12/17/2015	11/30/2017	0.88	50,000,000	49,882,813	49,975,053	49,948,000
U.S. Treasuries	912828M72	US TSY NT	12/17/2015	11/30/2017	0.88	50,000,000	49,878,906	49,974,221	49,948,000
U.S. Treasuries	912796LX5	TREASURY BILL	4/27/2017	4/26/2018	0.00	25,000,000	24,732,056	24,732,056	24,760,000
U.S. Treasuries	912828XF2	US TREASURY	6/14/2017	6/15/2018	1.13	50,000,000	49,931,641	49,934,816	49,920,000
U.S. Treasuries	912828XS4	US TREASURY	6/20/2017	5/31/2019	1.25	50,000,000	49,930,637	49,898,088	49,879,000
U.S. Treasuries	912828XU9	US TREASURY	6/20/2017	6/15/2020	1.50	50,000,000	49,992,668	49,982,599	49,929,500
U.S. Treasuries	912828T67	US TSY NT	11/10/2016	10/31/2021	1.25	50,000,000	49,574,219	49,628,848	48,840,000
U.S. Treasuries	912828U65	US TSY NT	12/13/2016	11/30/2021	1.75	100,000,000	99,312,500	99,388,341	99,738,000
Subtotals					0.66	\$ 875,000,000	\$ 871,559,970	\$ 872,349,678	\$ 872,448,750
Federal Agencies	313385HR0	FED HOME LN DISCOUNT NT	3/2/2017	7/3/2017	0.00	\$ 50,000,000	\$ 49,904,333	\$ 49,904,333	\$ 50,000,000
Federal Agencies	313385HT6	FED HOME LN DISCOUNT NT	5/10/2017	7/5/2017	0.00	50,000,000	49,933,889	49,933,889	49,997,000
Federal Agencies	313385HU3	FED HOME LN DISCOUNT NT	6/23/2017	7/6/2017	0.00	100,000,000	99,965,694	99,965,694	99,992,000
Federal Agencies	313385HZ2	FED HOME LN DISCOUNT NT	6/2/2017	7/11/2017	0.00	60,000,000	59,940,200	59,940,200	59,986,800
Federal Agencies	313385JA5	FED HOME LN DISCOUNT NT	5/22/2017	7/12/2017	0.00	25,000,000	24,969,365	24,969,365	24,993,750
Federal Agencies	313385JK3	FED HOME LN DISCOUNT NT	5/30/2017	7/21/2017	0.00	50,000,000	49,932,833	49,932,833	49,975,000
Federal Agencies	3133ECV92	FEDERAL FARM CREDIT BANK	7/24/2013	7/24/2017	1.26	50,000,000	50,000,000	50,000,000	50,008,000
Federal Agencies	3133ECVG6	FEDERAL FARM CREDIT BANK	8/5/2013	7/26/2017	1.17	23,520,000	23,520,000	23,520,000	23,523,528
Federal Agencies	3135G0F24	FANNIE MAE	9/16/2015	8/16/2017	1.18	25,000,000	24,995,153	24,999,681	25,005,500
Federal Agencies	3133EEFX3	FEDERAL FARM CREDIT BANK	12/23/2014	8/23/2017	1.27	50,000,000	50,000,000	50,000,000	50,019,500
Federal Agencies	3135G0MZ3	FANNIE MAE	5/8/2017	8/28/2017	0.88	14,000,000	14,021,159	13,998,623	13,995,380
Federal Agencies	313370S2Z	FEDERAL HOME LOAN BANK	4/7/2017	9/8/2017	2.25	3,470,000	3,495,201	3,478,473	3,477,044
Federal Agencies	3137EADL0	FREDDIE MAC	3/25/2014	9/29/2017	1.00	25,000,000	24,808,175	24,986,554	24,994,250
Federal Agencies	3135G0F57	FANNIE MAE	10/5/2015	10/5/2017	1.09	25,000,000	24,992,356	24,998,996	25,011,000
Federal Agencies	3133EETS9	FEDERAL FARM CREDIT BANK	9/25/2015	10/19/2017	1.24	30,000,000	30,000,600	30,000,087	30,020,700
Federal Agencies	3130A6LZ8	FEDERAL HOME LOAN BANK	4/28/2016	10/26/2017	0.63	25,000,000	24,929,500	24,984,893	24,962,250
Federal Agencies	3133EEBR0	FEDERAL FARM CREDIT BANK	11/18/2014	11/13/2017	1.16	25,000,000	24,988,794	24,998,613	25,019,750
Federal Agencies	3133EEJ76	FEDERAL FARM CREDIT BANK	8/20/2015	11/13/2017	1.22	25,000,000	24,991,500	24,998,594	25,004,250
Federal Agencies	3134G44F2	FREDDIE MAC	5/21/2013	11/21/2017	0.80	50,000,000	50,000,000	50,000,000	49,978,000
Federal Agencies	3130A3HF4	FEDERAL HOME LOAN BANK	12/22/2014	12/8/2017	1.13	25,000,000	24,955,500	24,993,420	24,992,500
Federal Agencies	313385QF6	FED HOME LN DISCOUNT NT	4/7/2017	12/8/2017	0.00	50,000,000	49,659,722	49,659,722	49,754,000
Federal Agencies	3137EADX4	FREDDIE MAC	12/11/2015	12/15/2017	1.00	25,000,000	24,969,000	24,992,956	24,981,000
Federal Agencies	3133EEFE5	FEDERAL FARM CREDIT BANK	12/19/2014	12/18/2017	1.13	50,000,000	49,914,500	49,986,726	49,981,500
Federal Agencies	3133EEMH0	FEDERAL FARM CREDIT BANK	5/27/2015	2/2/2018	1.11	4,000,000	3,999,480	3,999,886	4,004,640
Federal Agencies	3133EEMH0	FEDERAL FARM CREDIT BANK	2/2/2015	2/2/2018	1.11	35,000,000	34,978,893	34,995,840	35,040,600
Federal Agencies	3133EEAN0	FEDERAL FARM CREDIT BANK	11/5/2014	2/5/2018	1.12	25,000,000	25,000,000	25,000,000	25,028,000
Federal Agencies	3133EEAN0	FEDERAL FARM CREDIT BANK	11/5/2014	2/5/2018	1.12	25,000,000	24,991,750	24,998,479	25,028,000
Federal Agencies	3133EEAN0	FEDERAL FARM CREDIT BANK	11/5/2014	2/5/2018	1.12	50,000,000	49,983,560	49,996,969	50,056,000
Federal Agencies	3133EFNK9	FEDERAL FARM CREDIT BANK	11/9/2015	2/9/2018	1.18	25,000,000	24,994,315	24,998,460	25,034,500
Federal Agencies	3132X0JL6	FARMER MAC	9/1/2016	3/1/2018	0.88	50,000,000	50,000,000	50,000,000	49,904,500
Federal Agencies	313313TY4	FED FARM CRD DISCOUNT NT	4/18/2017	3/7/2018	0.00	25,000,000	24,759,993	24,759,993	24,799,417
Federal Agencies	313313TY4	FED FARM CRD DISCOUNT NT	4/18/2017	3/7/2018	0.00	25,000,000	24,759,993	24,759,993	24,799,417
Federal Agencies	3133EEN71	FEDERAL FARM CREDIT BANK	5/22/2015	3/22/2018	1.25	50,000,000	49,992,500	49,998,087	50,068,000
Federal Agencies	3133EEQ86	FEDERAL FARM CREDIT BANK	5/27/2015	3/26/2018	1.26	50,000,000	49,978,500	49,994,427	49,981,500

Investment Inventory

Pooled Fund

Type of Investment	CUSIP	Issuer Name	Settle Date	Maturity		Par Value	Book Value	Amortized	
				Date	Coupon			Book Value	Market Value
Federal Agencies	3133EEQ86	FEDERAL FARM CREDIT BANK	5/29/2015	3/26/2018	1.26	50,000,000	49,978,500	49,994,417	49,981,500
Federal Agencies	3133EFWG8	FEDERAL FARM CREDIT BANK	1/26/2016	3/26/2018	1.38	25,000,000	24,997,200	24,999,050	25,057,750
Federal Agencies	3137EAEA3	FREDDIE MAC	2/8/2017	4/9/2018	0.75	25,000,000	24,944,750	24,963,340	24,906,250
Federal Agencies	3133EEZC7	FEDERAL FARM CREDIT BANK	4/16/2015	4/16/2018	1.22	50,000,000	49,992,422	49,998,002	50,078,000
Federal Agencies	3132X0SB8	FARMER MAC	4/19/2017	4/19/2018	1.25	50,000,000	50,000,000	50,000,000	49,946,500
Federal Agencies	31331KJB7	FEDERAL FARM CREDIT BANK	2/2/2016	4/25/2018	3.00	14,230,000	14,876,184	14,466,855	14,440,604
Federal Agencies	3133EEU40	FEDERAL FARM CREDIT BANK	6/3/2015	5/3/2018	1.12	69,000,000	68,994,894	68,998,533	69,110,400
Federal Agencies	3135G0WJ8	FANNIE MAE	5/23/2013	5/21/2018	0.88	25,000,000	24,786,500	24,962,076	24,914,500
Federal Agencies	3130A8VL4	FEDERAL HOME LOAN BANK	8/24/2016	5/24/2018	1.00	10,000,000	10,000,000	10,000,000	9,951,900
Federal Agencies	3130A8VL4	FEDERAL HOME LOAN BANK	8/24/2016	5/24/2018	1.00	25,000,000	25,000,000	25,000,000	24,879,750
Federal Agencies	3134G9HC4	FREDDIE MAC	5/25/2016	5/25/2018	1.00	10,000,000	9,995,000	9,997,753	9,973,800
Federal Agencies	313385XL5	FED HOME LN DISCOUNT NT	5/30/2017	5/30/2018	0.00	50,000,000	49,376,458	49,376,458	49,439,000
Federal Agencies	3133EFCT2	FEDERAL FARM CREDIT BANK	9/8/2015	6/8/2018	1.14	25,000,000	25,000,000	25,000,000	25,047,500
Federal Agencies	3133EFCT2	FEDERAL FARM CREDIT BANK	9/8/2015	6/8/2018	1.14	50,000,000	50,000,000	50,000,000	50,095,000
Federal Agencies	3133EEW48	FEDERAL FARM CREDIT BANK	6/11/2015	6/11/2018	1.16	50,000,000	49,996,000	49,998,741	50,091,000
Federal Agencies	3133EFSH1	FEDERAL FARM CREDIT BANK	12/18/2015	6/14/2018	1.17	25,000,000	24,952,250	24,981,719	24,972,000
Federal Agencies	3133EGGC3	FEDERAL FARM CREDIT BANK	6/20/2016	6/20/2018	1.33	25,000,000	25,000,000	25,000,000	25,064,750
Federal Agencies	3132X0LZ2	FARMER MAC	12/22/2016	6/22/2018	1.28	25,000,000	25,000,000	25,000,000	25,051,750
Federal Agencies	3134G9UY1	FREDDIE MAC	6/29/2016	6/29/2018	1.00	25,000,000	25,000,000	25,000,000	24,929,500
Federal Agencies	3134G9UY1	FREDDIE MAC	6/29/2016	6/29/2018	1.00	25,000,000	25,000,000	25,000,000	24,929,500
Federal Agencies	3133EGBQ7	FEDERAL FARM CREDIT BANK	5/19/2016	7/19/2018	1.34	25,000,000	25,000,000	25,000,000	25,070,000
Federal Agencies	3133EGBQ7	FEDERAL FARM CREDIT BANK	5/19/2016	7/19/2018	1.34	25,000,000	25,000,000	25,000,000	25,070,000
Federal Agencies	3130A8U50	FEDERAL HOME LOAN BANK	7/29/2016	7/25/2018	0.83	22,250,000	22,223,211	22,235,646	22,137,638
Federal Agencies	3134G9Q67	FREDDIE MAC	7/27/2016	7/27/2018	1.05	25,000,000	25,000,000	25,000,000	24,924,750
Federal Agencies	3134G9Q67	FREDDIE MAC	7/27/2016	7/27/2018	1.05	25,000,000	24,993,750	24,996,652	24,924,750
Federal Agencies	3133EGFQ3	FEDERAL FARM CREDIT BANK	9/21/2016	9/14/2018	0.88	25,000,000	24,981,000	24,988,437	24,861,500
Federal Agencies	3130A9C90	FEDERAL HOME LOAN BANK	9/28/2016	9/28/2018	1.05	25,000,000	25,000,000	25,000,000	24,905,750
Federal Agencies	3133EGFK6	FEDERAL FARM CREDIT BANK	6/17/2016	10/17/2018	1.34	25,000,000	25,000,000	25,000,000	25,076,750
Federal Agencies	3133EGFK6	FEDERAL FARM CREDIT BANK	6/17/2016	10/17/2018	1.34	25,000,000	25,000,000	25,000,000	25,076,750
Federal Agencies	313376BR5	FEDERAL HOME LOAN BANK	12/20/2016	12/14/2018	1.75	15,000,000	15,127,350	15,093,402	15,080,850
Federal Agencies	3133EGDM4	FEDERAL FARM CREDIT BANK	6/2/2016	1/2/2019	1.22	25,000,000	25,000,000	25,000,000	25,093,000
Federal Agencies	3133EG2V6	FEDERAL FARM CREDIT BANK	1/3/2017	1/3/2019	1.13	25,000,000	25,000,000	25,000,000	25,052,250
Federal Agencies	3134GAH23	FREDDIE MAC	1/17/2017	1/17/2019	1.00	25,000,000	25,000,000	25,000,000	24,996,750
Federal Agencies	3130A8VZ3	FEDERAL HOME LOAN BANK	7/28/2016	1/25/2019	1.05	25,000,000	25,000,000	25,000,000	24,841,500
Federal Agencies	3132X0EK3	FARMER MAC	1/25/2016	1/25/2019	1.26	25,000,000	25,000,000	25,000,000	25,123,750
Federal Agencies	3134GAS39	FREDDIE MAC	2/1/2017	2/1/2019	1.00	25,000,000	25,000,000	25,000,000	24,996,500
Federal Agencies	3130AANW4	FEDERAL HOME LOAN BANK	2/14/2017	2/14/2019	0.63	25,000,000	25,000,000	25,000,000	24,992,750
Federal Agencies	3133EGBU8	FEDERAL FARM CREDIT BANK	5/25/2016	2/25/2019	1.39	50,000,000	50,000,000	50,000,000	50,207,500
Federal Agencies	3132X0ED9	FARMER MAC	1/19/2016	3/19/2019	1.34	40,000,000	40,000,000	40,000,000	40,190,400
Federal Agencies	3134GBAK8	FREDDIE MAC	3/20/2017	3/20/2019	1.05	25,000,000	25,000,000	25,000,000	24,992,000
Federal Agencies	3136G3FC4	FANNIE MAE	3/29/2016	3/29/2019	1.00	6,250,000	6,250,000	6,250,000	6,242,313
Federal Agencies	3134GBFR8	FREDDIE MAC	4/5/2017	4/5/2019	1.40	25,000,000	25,000,000	25,000,000	24,932,000
Federal Agencies	3136G3QP3	FANNIE MAE	5/24/2016	5/24/2019	1.25	10,000,000	10,000,000	10,000,000	9,908,900
Federal Agencies	3130ABF92	FEDERAL HOME LOAN BANK	5/12/2017	5/28/2019	1.38	30,000,000	29,943,300	29,947,100	29,967,900
Federal Agencies	3133EHLG6	FEDERAL FARM CREDIT BANK	5/30/2017	5/30/2019	1.32	27,000,000	26,983,800	26,984,510	26,936,550
Federal Agencies	3133EHMR1	FEDERAL FARM CREDIT BANK	6/12/2017	6/12/2019	1.38	50,000,000	50,000,000	50,000,000	49,973,000
Federal Agencies	313379EE5	FEDERAL HOME LOAN BANK	6/9/2017	6/14/2019	1.63	25,000,000	25,105,750	25,102,585	25,085,000
Federal Agencies	3134G9QW0	FREDDIE MAC	6/14/2016	6/14/2019	1.28	50,000,000	50,000,000	50,000,000	49,495,500
Federal Agencies	3134G9YR2	FREDDIE MAC	7/12/2016	7/12/2019	1.00	50,000,000	50,000,000	50,000,000	49,775,500
Federal Agencies	3133EGED3	FEDERAL FARM CREDIT BANK	6/9/2016	8/9/2019	1.28	25,000,000	25,000,000	25,000,000	25,116,750

Investment Inventory

Pooled Fund

Type of Investment	CUSIP	Issuer Name	Maturity			Par Value	Book Value	Amortized	
			Settle Date	Date	Coupon			Book Value	Market Value
Federal Agencies	3133EGED3	FEDERAL FARM CREDIT BANK	6/9/2016	8/9/2019	1.28	25,000,000	25,000,000	25,000,000	25,116,750
Federal Agencies	3134G94F1	FREDDIE MAC	8/15/2016	8/15/2019	1.00	25,000,000	25,000,000	25,000,000	24,776,750
Federal Agencies	3133EGX67	FEDERAL FARM CREDIT BANK	12/20/2016	8/20/2019	1.33	50,000,000	50,000,000	50,000,000	50,224,000
Federal Agencies	3135G0P23	FANNIE MAE	8/30/2016	8/23/2019	1.25	20,000,000	20,000,000	20,000,000	19,872,200
Federal Agencies	3136G3X59	FANNIE MAE	8/23/2016	8/23/2019	1.10	25,000,000	25,000,000	25,000,000	24,632,250
Federal Agencies	3134G9GS0	FREDDIE MAC	5/26/2016	8/26/2019	1.25	25,000,000	25,000,000	25,000,000	24,705,750
Federal Agencies	3134GAHR8	FREDDIE MAC	9/23/2016	9/23/2019	1.13	25,000,000	25,000,000	25,000,000	24,940,750
Federal Agencies	3135G0Q30	FANNIE MAE	10/21/2016	9/27/2019	1.18	50,000,000	50,000,000	50,000,000	49,531,000
Federal Agencies	3132X0KH3	FARMER MAC	10/6/2016	10/1/2019	1.16	50,000,000	50,000,000	50,000,000	50,195,000
Federal Agencies	3134G8TG4	FREDDIE MAC	4/11/2016	10/11/2019	1.50	15,000,000	15,000,000	15,000,000	14,917,200
Federal Agencies	3134GATP5	FREDDIE MAC	10/18/2016	10/18/2019	1.00	10,000,000	10,000,000	10,000,000	9,982,900
Federal Agencies	3136G4FJ7	FANNIE MAE	10/25/2016	10/25/2019	1.20	25,000,000	25,000,000	25,000,000	24,618,750
Federal Agencies	3136G4EZ2	FANNIE MAE	10/28/2016	10/30/2019	1.13	50,000,000	49,950,000	49,961,212	49,325,000
Federal Agencies	3134GAVL5	FREDDIE MAC	11/4/2016	11/4/2019	1.17	100,000,000	100,000,000	100,000,000	99,065,000
Federal Agencies	3136G3LV5	FANNIE MAE	5/26/2016	11/26/2019	1.35	8,950,000	8,950,000	8,950,000	8,881,443
Federal Agencies	3133EGN43	FEDERAL FARM CREDIT BANK	12/2/2016	12/2/2019	1.22	50,000,000	50,000,000	50,000,000	50,240,500
Federal Agencies	3132X0PG0	FARMER MAC	2/10/2017	1/3/2020	1.15	50,000,000	50,000,000	50,000,000	50,129,500
Federal Agencies	3134G9VR5	FREDDIE MAC	7/6/2016	1/6/2020	1.15	25,000,000	25,000,000	25,000,000	24,851,250
Federal Agencies	3134GAT87	FREDDIE MAC	1/27/2017	1/27/2020	1.00	25,000,000	25,000,000	25,000,000	24,994,000
Federal Agencies	3133EG6Y6	FEDERAL FARM CREDIT BANK	2/10/2017	2/10/2020	1.17	25,000,000	25,000,000	25,000,000	25,049,000
Federal Agencies	3133EG6Y6	FEDERAL FARM CREDIT BANK	2/10/2017	2/10/2020	1.17	25,000,000	25,000,000	25,000,000	25,049,000
Federal Agencies	3134GAR22	FREDDIE MAC	2/10/2017	2/10/2020	1.00	25,000,000	24,995,000	24,995,644	24,974,000
Federal Agencies	3134GAY57	FREDDIE MAC	2/14/2017	2/14/2020	1.05	25,000,000	25,000,000	25,000,000	24,996,250
Federal Agencies	3134GAZ64	FREDDIE MAC	2/14/2017	2/14/2020	1.05	25,000,000	24,998,750	24,998,906	24,996,000
Federal Agencies	3134GA3W2	FREDDIE MAC	6/27/2017	2/28/2020	2.00	14,900,000	15,017,963	14,919,378	14,915,347
Federal Agencies	313378J77	FEDERAL HOME LOAN BANK	5/17/2017	3/13/2020	1.88	15,710,000	15,896,216	15,838,007	15,827,040
Federal Agencies	3134GA6R0	FREDDIE MAC	3/20/2017	3/20/2020	1.25	10,150,000	10,150,000	10,150,000	10,125,336
Federal Agencies	3134GBAH5	FREDDIE MAC	3/20/2017	3/20/2020	1.10	25,000,000	25,000,000	25,000,000	24,999,750
Federal Agencies	3134GBAZ5	FREDDIE MAC	4/21/2017	3/27/2020	1.25	1,375,000	1,376,008	1,374,872	1,374,450
Federal Agencies	3134GBAZ5	FREDDIE MAC	3/27/2017	3/27/2020	1.25	25,000,000	25,000,000	25,000,000	24,990,000
Federal Agencies	3134GBBR2	FREDDIE MAC	3/27/2017	3/27/2020	1.25	25,000,000	25,000,000	25,000,000	24,995,000
Federal Agencies	3136G3TK1	FANNIE MAE	7/6/2016	4/6/2020	1.00	25,000,000	25,000,000	25,000,000	24,928,250
Federal Agencies	3136G4BL6	FANNIE MAE	10/17/2016	4/17/2020	1.25	15,000,000	15,000,000	15,000,000	14,780,250
Federal Agencies	3134GBFU1	FREDDIE MAC	4/27/2017	4/27/2020	1.75	50,000,000	50,000,000	50,000,000	50,040,000
Federal Agencies	3134GBKQ4	FREDDIE MAC	4/28/2017	5/8/2020	1.74	25,000,000	25,000,000	25,000,000	24,918,750
Federal Agencies	3134GBKW1	FREDDIE MAC	5/8/2017	5/8/2020	1.73	50,000,000	50,000,000	50,000,000	49,842,000
Federal Agencies	3134GBLY6	FREDDIE MAC	5/8/2017	5/8/2020	1.25	25,000,000	25,000,000	25,000,000	24,978,500
Federal Agencies	3134GBPB2	FREDDIE MAC	5/30/2017	5/22/2020	1.70	15,750,000	15,750,000	15,750,000	15,718,658
Federal Agencies	3132X0AT8	FARMER MAC	6/5/2015	6/2/2020	1.20	41,000,000	41,000,000	41,000,000	41,152,520
Federal Agencies	3134GBTC6	FREDDIE MAC	6/12/2017	6/12/2020	1.71	50,000,000	50,000,000	50,000,000	49,858,000
Federal Agencies	3133EHNK5	FEDERAL FARM CREDIT BANK	6/15/2017	6/15/2020	1.54	25,000,000	24,997,500	24,997,537	24,906,750
Federal Agencies	3133EHNK5	FEDERAL FARM CREDIT BANK	6/15/2017	6/15/2020	1.54	26,900,000	26,894,620	26,894,699	26,799,663
Federal Agencies	3134GBST0	FREDDIE MAC	6/22/2017	6/22/2020	1.65	14,675,000	14,675,000	14,675,000	14,613,805
Federal Agencies	3134GBTX0	FREDDIE MAC	6/29/2017	6/29/2020	1.75	50,000,000	49,990,000	49,990,018	49,916,500
Federal Agencies	3136G3TG0	FANNIE MAE	6/30/2016	6/30/2020	1.15	15,000,000	15,000,000	15,000,000	14,818,800
Federal Agencies	3130A9FR7	FEDERAL HOME LOAN BANK	9/29/2016	9/28/2020	1.37	103,500,000	103,500,000	103,500,000	103,666,635
Federal Agencies	3132X0KR1	FARMER MAC	11/2/2016	11/2/2020	1.26	25,000,000	25,000,000	25,000,000	25,122,250
Federal Agencies	3134GBLR1	FREDDIE MAC	5/25/2017	11/25/2020	1.75	24,715,000	24,712,529	24,712,600	24,677,433
Federal Agencies	3133EGX75	FEDERAL FARM CREDIT BANK	12/21/2016	12/21/2020	1.40	50,000,000	50,000,000	50,000,000	50,220,500
Federal Agencies	3133EFTX5	FEDERAL FARM CREDIT BANK	12/24/2015	12/24/2020	1.55	100,000,000	100,000,000	100,000,000	100,917,000

Investment Inventory

Pooled Fund

Type of Investment	CUSIP	Issuer Name	Maturity			Amortized				
			Settle Date	Date	Coupon	Par Value	Book Value	Book Value	Market Value	
Federal Agencies	3133EG4T9	FEDERAL FARM CREDIT BANK	1/25/2017	1/25/2021	1.38	20,000,000	20,000,000	20,000,000	20,062,600	
Federal Agencies	3133EG4T9	FEDERAL FARM CREDIT BANK	1/25/2017	1/25/2021	1.38	20,000,000	20,000,000	20,000,000	20,062,600	
Federal Agencies	3132X0NQ0	FARMER MAC	2/3/2017	2/3/2021	1.20	50,000,000	50,000,000	50,000,000	50,082,000	
Federal Agencies	3135G0Q89	FANNIE MAE	10/21/2016	10/7/2021	1.38	25,000,000	25,000,000	25,000,000	24,549,000	
Federal Agencies	3133EGZJ7	FEDERAL FARM CREDIT BANK	10/25/2016	10/25/2021	1.38	14,500,000	14,500,000	14,500,000	14,155,770	
Federal Agencies	3133EGZJ7	FEDERAL FARM CREDIT BANK	10/25/2016	10/25/2021	1.38	15,000,000	15,000,000	15,000,000	14,643,900	
Federal Agencies	3133EGS97	FEDERAL FARM CREDIT BANK	12/8/2016	12/8/2021	1.36	25,000,000	25,000,000	25,000,000	25,179,250	
Federal Agencies	3133EGS97	FEDERAL FARM CREDIT BANK	12/8/2016	12/8/2021	1.36	25,000,000	25,000,000	25,000,000	25,179,250	
Federal Agencies	3134GAK52	FREDDIE MAC	1/26/2017	1/26/2022	1.13	17,300,000	17,300,000	17,300,000	17,282,354	
Federal Agencies	3135G0T45	FANNIE MAE	6/6/2017	4/5/2022	1.88	25,000,000	25,145,167	25,071,226	24,921,500	
Federal Agencies	3134GBQG0	FREDDIE MAC	5/25/2017	5/25/2022	2.18	50,000,000	50,000,000	50,000,000	50,011,000	
Federal Agencies	3133EHLY7	FEDERAL FARM CREDIT BANK	6/6/2017	6/2/2022	1.88	50,000,000	50,069,667	50,058,437	49,729,000	
Federal Agencies	3133EHLY7	FEDERAL FARM CREDIT BANK	6/9/2017	6/2/2022	1.88	50,000,000	50,015,729	49,997,530	49,729,000	
Subtotals						1.14	\$ 4,713,145,000	\$ 4,711,708,925	\$ 4,711,716,130	\$ 4,708,081,432
State/Local Agencies	718814XY7	PHOENIX AZ	9/27/2016	7/1/2017	3.50	\$ 20,000,000	\$ 20,414,800	\$ 20,000,000	\$ 20,000,000	
State/Local Agencies	0104105D6	ALABAMA ST	11/4/2016	8/1/2017	3.50	22,185,000	22,643,342	22,237,624	22,225,155	
State/Local Agencies	91411SV49	UNIVERSITY OF CALIFORNIA	5/5/2017	8/4/2017	0.00	50,000,000	49,866,028	49,866,028	49,944,750	
State/Local Agencies	13063FCF9	CALIFORNIA ST	11/5/2013	11/1/2017	1.75	16,500,000	16,558,905	16,504,973	16,523,265	
State/Local Agencies	13063CPN4	CALIFORNIA ST	12/22/2014	11/1/2017	1.25	5,000,000	5,004,550	5,000,536	4,999,100	
State/Local Agencies	13063CPN4	CALIFORNIA ST	11/25/2014	11/1/2017	1.25	50,000,000	50,121,500	50,013,941	49,991,000	
State/Local Agencies	91412GL52	UNIV OF CALIFORNIA CA REVENUE	6/30/2016	5/15/2018	0.99	2,470,000	2,470,000	2,470,000	2,459,972	
State/Local Agencies	546456CY8	LOUISIANA ST CITIZENS PROPERT	11/30/2016	6/1/2018	6.13	4,500,000	4,822,065	4,696,883	4,708,350	
State/Local Agencies	646065QQ8	NEW JERSEY ST EDUCTNL FACS A	9/29/2016	7/1/2018	5.00	5,000,000	5,360,700	5,205,712	5,197,250	
State/Local Agencies	603786GJ7	MINNEAPOLIS MN REVENUE	12/1/2016	8/1/2018	4.88	1,000,000	1,057,030	1,037,145	1,040,780	
State/Local Agencies	13063C4V9	CALIFORNIA ST	11/3/2016	11/1/2018	1.05	50,000,000	50,147,500	50,098,874	49,659,500	
State/Local Agencies	13063DAB4	CALIFORNIA ST	4/27/2017	4/1/2019	1.59	23,000,000	23,000,000	23,000,000	22,962,050	
State/Local Agencies	13063CKL3	CALIFORNIA ST	10/27/2016	5/1/2019	2.25	4,750,000	4,879,058	4,844,257	4,785,245	
State/Local Agencies	91412GL60	UNIV OF CALIFORNIA CA REVENUE	6/30/2016	5/15/2019	1.23	2,000,000	2,000,000	2,000,000	1,978,820	
State/Local Agencies	91412GSB2	UNIV OF CALIFORNIA CA REVENUE	10/5/2015	7/1/2019	1.80	4,180,000	4,214,443	4,198,420	4,185,309	
State/Local Agencies	91412GSB2	UNIV OF CALIFORNIA CA REVENUE	10/2/2015	7/1/2019	1.80	16,325,000	16,461,640	16,397,915	16,345,733	
State/Local Agencies	6055804W6	MISSISSIPPI ST	4/23/2015	10/1/2019	6.09	8,500,000	10,217,510	9,370,403	9,330,110	
State/Local Agencies	977100CW4	WISCONSIN ST GEN FUND ANNUAL	8/16/2016	5/1/2020	1.45	18,000,000	18,000,000	18,000,000	17,810,460	
State/Local Agencies	13066YTY5	CALIFORNIA ST DEPT OF WTR RES	2/6/2017	5/1/2021	1.71	29,139,823	28,646,777	28,693,050	29,062,603	
State/Local Agencies	91412GF59	UNIV OF CALIFORNIA CA REVENUE	8/9/2016	5/15/2021	1.91	1,769,000	1,810,695	1,802,883	1,757,360	
Subtotals						1.74	\$ 334,318,823	\$ 337,696,544	\$ 335,438,643	\$ 334,966,811
Public Time Deposits	PP9I2NRE9	MISSION NATIONAL BK SF	2/21/2017	2/21/2018	1.15	\$ 240,000	\$ 240,000	\$ 240,000	\$ 240,000	
Public Time Deposits	PP9F2HFF8	TRANS-PAC NATIONAL BK	3/21/2017	3/21/2018	1.35	240,000	240,000	240,000	240,000	
Public Time Deposits	PP302GIL3	BANK OF SAN FRANCISCO	4/11/2017	4/11/2018	1.37	240,000	240,000	240,000	240,000	
Public Time Deposits	PPA01U877	PREFERRED BANK LA CALIF	5/16/2017	5/16/2018	1.44	240,000	240,000	240,000	240,000	
Subtotals						1.33	\$ 960,000	\$ 960,000	\$ 960,000	\$ 960,000
Negotiable CDs	78009NP26	ROYAL BANK OF CANADA NY	1/3/2017	7/3/2017	1.46	\$ 50,000,000	\$ 50,000,000	\$ 50,000,000	\$ 50,001,520	
Negotiable CDs	89113WD60	TORONTO DOMINION BANK NY	3/27/2017	7/3/2017	1.15	50,000,000	50,000,000	50,000,000	50,000,236	
Negotiable CDs	89113WZH2	TORONTO DOMINION BANK NY	3/15/2017	7/3/2017	1.14	50,000,000	50,000,000	50,000,000	50,000,193	
Negotiable CDs	06427KVL8	BANK OF MONTREAL CHICAGO	4/4/2017	7/6/2017	1.09	50,000,000	50,000,000	50,000,000	49,999,976	
Negotiable CDs	89113WR65	TORONTO DOMINION BANK NY	5/3/2017	8/7/2017	1.06	50,000,000	50,000,000	50,000,000	49,998,320	
Negotiable CDs	06427KWM5	BANK OF MONTREAL CHICAGO	4/7/2017	9/18/2017	1.20	50,000,000	50,000,000	50,000,000	50,011,854	
Negotiable CDs	06417HUR5	BANK OF NOVA SCOTIA HOUS	9/25/2014	9/25/2017	1.57	50,000,000	50,000,000	50,000,000	50,057,290	

Investment Inventory

Pooled Fund

Type of Investment	CUSIP	Issuer Name	Settle Date	Maturity		Coupon	Par Value	Book Value	Amortized	
				Date					Book Value	Market Value
Negotiable CDs	06371ECR6	BANK OF MONTREAL CHICAGO	6/29/2017	10/2/2017		1.31	50,000,000	50,000,000	50,000,000	50,020,821
Negotiable CDs	06427KW29	BANK OF MONTREAL CHICAGO	4/6/2017	10/16/2017		1.32	50,000,000	50,000,000	50,000,000	50,025,681
Negotiable CDs	89113WH25	TORONTO DOMINION BANK NY	4/6/2017	10/16/2017		1.22	50,000,000	50,000,000	50,000,000	50,009,969
Negotiable CDs	89113WQN9	TORONTO DOMINION BANK NY	12/6/2016	12/6/2017		1.52	50,000,000	50,000,000	50,000,000	50,081,836
Negotiable CDs	06427KJV0	BANK OF MONTREAL CHICAGO	12/9/2016	12/8/2017		1.52	50,000,000	50,000,000	50,000,000	50,082,090
Negotiable CDs	78009NL61	ROYAL BANK OF CANADA NY	12/8/2016	12/8/2017		1.52	50,000,000	50,000,000	50,000,000	50,082,090
Negotiable CDs	78009NM60	ROYAL BANK OF CANADA NY	12/19/2016	12/19/2017		1.57	50,000,000	50,000,000	50,000,000	50,099,250
Negotiable CDs	78009NS56	ROYAL BANK OF CANADA NY	3/20/2017	12/20/2017		1.47	50,000,000	50,000,000	50,000,000	50,077,160
Negotiable CDs	78009NV37	ROYAL BANK OF CANADA NY	6/26/2017	12/22/2017		1.33	50,000,000	50,000,000	50,000,000	50,042,257
Negotiable CDs	96121T2D9	WESTPAC BANKING CORP NY	12/28/2016	12/28/2017		1.73	50,000,000	50,000,000	50,000,000	50,113,225
Negotiable CDs	06427KY84	BANK OF MONTREAL CHICAGO	5/3/2017	1/29/2018		1.37	25,000,000	25,000,000	25,000,000	25,013,811
Negotiable CDs	78009NT63	ROYAL BANK OF CANADA NY	5/10/2017	5/10/2018		1.47	50,000,000	50,000,000	50,000,000	50,050,512
Negotiable CDs	89113W2C9	TORONTO DOMINION BANK NY	6/2/2017	6/4/2018		1.46	50,000,000	50,000,000	50,000,000	50,050,429
Negotiable CDs	78009NU46	ROYAL BANK OF CANADA NY	6/12/2017	6/12/2018		1.36	50,000,000	50,000,000	50,000,000	50,003,783
Negotiable CDs	06427KSW8	BANK OF MONTREAL CHICAGO	3/9/2017	3/8/2019		1.50	27,838,000	27,838,000	27,838,000	27,906,092
Subtotals						1.38	\$ 1,052,838,000	\$ 1,052,838,000	\$ 1,052,838,000	\$ 1,053,728,394
Commercial Paper	06538BU35	BANK TOKYO-MIT UFJ NY	3/20/2017	7/3/2017		0.00	\$ 25,000,000	\$ 24,915,417	\$ 24,915,417	\$ 24,998,375
Commercial Paper	06538BU35	BANK TOKYO-MIT UFJ NY	4/3/2017	7/3/2017		0.00	75,000,000	74,787,667	74,787,667	74,995,125
Commercial Paper	62478XU32	MUFG UNION BANK NA	6/30/2017	7/3/2017		0.00	50,000,000	49,995,833	49,995,833	49,996,750
Commercial Paper	89233GU38	TOYOTA MOTOR CREDIT CORP	3/6/2017	7/3/2017		0.00	25,000,000	24,915,708	24,915,708	24,998,375
Commercial Paper	89233GU38	TOYOTA MOTOR CREDIT CORP	3/3/2017	7/3/2017		0.00	50,000,000	49,822,083	49,822,083	49,996,750
Commercial Paper	06538BU68	BANK TOKYO-MIT UFJ NY	6/19/2017	7/6/2017		0.00	75,000,000	74,957,146	74,957,146	74,987,813
Commercial Paper	59515MU60	MICROSOFT CORP	5/15/2017	7/6/2017		0.00	50,000,000	49,939,333	49,939,333	49,991,875
Commercial Paper	36164JUA0	GE CAPITAL TREASURY LLC	3/27/2017	7/10/2017		0.00	50,000,000	49,858,542	49,858,542	49,985,375
Commercial Paper	47816FUA7	JOHNSON & JOHNSON	6/13/2017	7/10/2017		0.00	50,000,000	49,958,750	49,958,750	49,985,375
Commercial Paper	74271TUB7	PROCTER & GAMBLE CO	6/19/2017	7/11/2017		0.00	17,500,000	17,487,701	17,487,701	17,494,313
Commercial Paper	71708EUC7	PFIZER INC	4/11/2017	7/12/2017		0.00	21,900,000	21,846,272	21,846,272	21,892,171
Commercial Paper	06538BWJ8	BANK TOKYO-MIT UFJ NY	6/22/2017	9/18/2017		0.00	50,000,000	49,846,000	49,846,000	49,869,431
Commercial Paper	06538BXW8	BANK TOKYO-MIT UFJ NY	4/21/2017	10/30/2017		0.00	50,000,000	49,632,000	49,632,000	49,788,250
Commercial Paper	89233GZF6	TOYOTA MOTOR CREDIT CORP	4/7/2017	12/15/2017		0.00	50,000,000	49,538,000	49,538,000	49,707,750
Commercial Paper	89233GZF6	TOYOTA MOTOR CREDIT CORP	6/19/2017	12/15/2017		0.00	50,000,000	49,671,833	49,671,833	49,707,750
Commercial Paper	36164LEN5	GE CAPITAL TREASURY LLC	6/23/2017	1/22/2018		1.31	50,000,000	50,000,000	50,000,000	49,609,931
Commercial Paper	89233HC28	TOYOTA MOTOR CREDIT CORP	6/7/2017	3/2/2018		0.00	50,000,000	49,482,611	49,482,611	49,501,833
Commercial Paper	89233HCP7	TOYOTA MOTOR CREDIT CORP	6/26/2017	3/23/2018		0.00	50,000,000	49,456,250	49,456,250	49,458,958
Subtotals						0.08	\$ 839,400,000	\$ 836,111,147	\$ 836,111,147	\$ 836,966,199
Medium Term Notes	459200JD4	IBM CORP	2/19/2016	8/18/2017		1.63	\$ 25,000,000	\$ 25,000,000	\$ 25,000,000	\$ 25,012,500
Medium Term Notes	459200GJ4	IBM CORP	3/22/2016	9/14/2017		5.70	1,325,000	1,415,378	1,337,529	1,336,408
Medium Term Notes	911312AP1	UNITED PARCEL SERVICE	1/28/2016	10/1/2017		1.13	2,000,000	2,003,780	2,000,568	1,998,780
Medium Term Notes	459200HK0	IBM CORP	5/6/2016	2/8/2018		1.25	11,450,000	11,519,616	11,474,035	11,445,649
Medium Term Notes	89236TDN2	TOYOTA MOTOR CREDIT CORP	1/9/2017	1/9/2019		1.42	50,000,000	50,000,000	50,000,000	50,139,000
Subtotals						1.51	\$ 89,775,000	\$ 89,938,774	\$ 89,812,133	\$ 89,932,337
Money Market Funds	09248U718	BLACKROCK LIQ INST GOV FUND	6/30/2017	7/1/2017		0.70	\$ 27,801	\$ 27,801	\$ 27,801	\$ 27,801
Money Market Funds	31607A703	FIDELITY INST GOV FUND	6/30/2017	7/1/2017		0.75	176,294,704	176,294,704	176,294,704	176,294,704
Money Market Funds	61747C707	MORGAN STANLEY INST GOVT FUN	6/30/2017	7/1/2017		0.74	125,534,820	125,534,820	125,534,820	125,534,820
Subtotals						0.75	\$ 301,857,325	\$ 301,857,325	\$ 301,857,325	\$ 301,857,325

Investment Inventory Pooled Fund

Type of Investment	CUSIP	Issuer Name	Settle Date	Maturity		Coupon	Par Value	Book Value	Amortized	
				Date					Book Value	Market Value
Supranationals	459053HU1	INTL BK RECON & DEVELOPMENT	6/23/2017	7/6/2017	0.00	\$ 100,000,000	\$ 99,963,889	\$ 99,963,889	\$ 99,992,000	
Supranationals	45905UXQ2	INTL BK RECON & DEVELOP	7/27/2016	1/26/2018	1.33	25,000,000	25,000,000	25,000,000	25,009,250	
Supranationals	45950VFH4	INTL FINANCE CORP	11/15/2016	2/2/2018	1.08	30,000,000	29,967,600	29,984,238	29,995,200	
Supranationals	45950VKP0	INTL FINANCE CORP	3/6/2017	3/6/2018	1.14	50,000,000	50,000,000	50,000,000	50,000,000	
Supranationals	459058ER0	INTL BK RECON & DEVELOP	10/7/2015	10/5/2018	1.00	25,000,000	24,957,500	24,982,091	24,860,750	
Supranationals	45905UZJ6	INTL BANK RECON & DEVELOPMEN	6/2/2017	10/25/2019	1.30	25,000,000	24,878,403	24,850,137	24,758,500	
Supranationals	45905UZJ6	INTL BK RECON & DEVELOP	6/2/2017	10/25/2019	1.30	29,300,000	29,157,488	29,124,361	29,016,962	
Supranationals	459058FZ1	INTL BK RECON & DEVELOP	3/21/2017	4/21/2020	1.88	50,000,000	49,956,500	49,960,437	50,234,000	
Supranationals	4581X0CX4	INTER-AMERICAN DEVEL BK	4/12/2017	5/12/2020	1.63	25,000,000	24,940,750	24,944,960	24,934,750	
Subtotals						0.98	\$ 359,300,000	\$ 358,822,130	\$ 358,810,112	\$ 358,801,412
Grand Totals						1.02	\$ 8,566,594,149	\$ 8,561,492,815	\$ 8,559,893,168	\$ 8,557,742,661

Monthly Investment Earnings

Pooled Fund

For month ended June 30, 2017

Type of Investment	CUSIP	Issuer Name	Par Value	Coupon	YTM ¹	Settle	Maturity	Earned Interest	Amort.	Realized	Earned Income
						Date	Date		Expense	Gain/(Loss)	/Net Earnings
U.S. Treasuries	912796LE7	TREASURY BILL	\$ -	0.00	0.73	3/7/17	6/15/17	\$ 7,107	\$ -	\$ -	\$ 7,107
U.S. Treasuries	912796LE7	TREASURY BILL	-	0.00	0.78	3/16/17	6/15/17	53,083	-	-	53,083
U.S. Treasuries	912828WP1	US TSY NT	-	0.88	0.55	2/3/17	6/15/17	16,827	(6,214)	-	10,612
U.S. Treasuries	912796JX8	TREASURY BILL	-	0.00	0.76	3/23/17	6/22/17	55,417	-	-	55,417
U.S. Treasuries	912796LF4	TREASURY BILL	-	0.00	0.78	3/30/17	6/29/17	149,500	-	1,325	150,825
U.S. Treasuries	912796LG2	TREASURY BILL	150,000,000	0.00	0.79	4/6/17	7/6/17	98,750	-	-	98,750
U.S. Treasuries	912796LK3	TREASURY BILL	50,000,000	0.00	0.83	4/13/17	7/13/17	80,781	-	130,781	211,563
U.S. Treasuries	912828TM2	US TSY NT	100,000,000	0.63	0.96	12/15/15	8/31/17	50,951	27,188	-	78,139
U.S. Treasuries	912796LW7	TREASURY BILL	75,000,000	0.00	0.91	4/6/17	10/5/17	56,875	-	-	56,875
U.S. Treasuries	912796KR9	TREASURY BILL	75,000,000	0.00	0.95	4/13/17	10/12/17	59,375	-	-	59,375
U.S. Treasuries	912828M72	US TSY NT	50,000,000	0.88	1.00	12/17/15	11/30/17	35,861	4,924	-	40,784
U.S. Treasuries	912828M72	US TSY NT	50,000,000	0.88	1.00	12/17/15	11/30/17	35,861	5,088	-	40,949
U.S. Treasuries	912796LX5	TREASURY BILL	25,000,000	0.00	1.07	4/27/17	4/26/18	22,083	-	-	22,083
U.S. Treasuries	912828XF2	US TREASURY	50,000,000	1.13	1.26	6/14/17	6/15/18	26,135	3,175	-	29,311
U.S. Treasuries	912828XS4	US TREASURY	50,000,000	1.25	1.36	6/20/17	5/31/19	18,784	1,604	-	20,388
U.S. Treasuries	912828XU9	US TREASURY	50,000,000	1.50	1.51	6/20/17	6/15/20	22,541	177	-	22,718
U.S. Treasuries	912828T67	US TSY NT	50,000,000	1.25	1.43	11/10/16	10/31/21	50,951	7,034	-	57,985
U.S. Treasuries	912828U65	US TSY NT	100,000,000	1.75	1.90	12/13/16	11/30/21	143,443	11,376	-	154,819
Subtotals			\$ 875,000,000					\$ 984,325	\$ 54,351	\$ 132,106	\$ 1,170,782
Federal Agencies	313589GH0	FANNIE DISCOUNT NOTE	\$ -	0.00	0.70	5/31/17	6/1/17	\$ -	\$ -	\$ -	\$ -
Federal Agencies	313385GJ9	FED HOME LN DISCOUNT NT	-	0.00	0.73	3/3/17	6/2/17	1,017	-	-	1,017
Federal Agencies	31315PZQ5	FARMER MAC	-	1.11	0.80	12/28/12	6/5/17	1,110	(302)	-	808
Federal Agencies	313385GM2	FED HOME LN DISCOUNT NT	-	0.00	0.56	2/28/17	6/5/17	3,083	-	-	3,083
Federal Agencies	313385GN0	FED HOME LN DISCOUNT NT	-	0.00	0.73	6/5/17	6/6/17	1,092	-	-	1,092
Federal Agencies	313385GQ3	FED HOME LN DISCOUNT NT	-	0.00	0.73	5/26/17	6/8/17	7,807	-	-	7,807
Federal Agencies	313385GQ3	FED HOME LN DISCOUNT NT	-	0.00	0.73	6/7/17	6/8/17	1,014	-	-	1,014
Federal Agencies	313385GQ3	FED HOME LN DISCOUNT NT	-	0.00	0.73	6/7/17	6/8/17	2,209	-	-	2,209
Federal Agencies	313379FW4	FEDERAL HOME LOAN BANK	-	1.00	0.93	12/19/14	6/9/17	2,667	(184)	-	2,483
Federal Agencies	313379FW4	FEDERAL HOME LOAN BANK	-	1.00	1.02	12/29/15	6/9/17	4,578	91	-	4,668
Federal Agencies	313385GR1	FED HOME LN DISCOUNT NT	-	0.00	0.74	6/7/17	6/9/17	800	-	-	800
Federal Agencies	313385GR1	FED HOME LN DISCOUNT NT	-	0.00	0.75	6/8/17	6/9/17	1,042	-	-	1,042
Federal Agencies	313385GR1	FED HOME LN DISCOUNT NT	-	0.00	0.75	6/8/17	6/9/17	1,042	-	-	1,042
Federal Agencies	313385GR1	FED HOME LN DISCOUNT NT	-	0.00	0.70	6/8/17	6/9/17	972	-	-	972
Federal Agencies	313385GU4	FED HOME LN DISCOUNT NT	-	0.00	0.75	6/9/17	6/12/17	6,250	-	-	6,250
Federal Agencies	313385GU4	FED HOME LN DISCOUNT NT	-	0.00	0.73	6/9/17	6/12/17	3,042	-	-	3,042
Federal Agencies	313385GV2	FED HOME LN DISCOUNT NT	-	0.00	0.73	6/12/17	6/13/17	507	-	-	507
Federal Agencies	3130A3SL9	FEDERAL HOME LOAN BANK	-	0.95	1.02	12/30/14	6/15/17	9,236	628	-	9,864
Federal Agencies	313385GY6	FED HOME LN DISCOUNT NT	-	0.00	0.85	6/15/17	6/16/17	1,181	-	-	1,181
Federal Agencies	313385GY6	FED HOME LN DISCOUNT NT	-	0.00	0.85	6/15/17	6/16/17	1,181	-	-	1,181
Federal Agencies	313385HB5	FED HOME LN DISCOUNT NT	-	0.00	0.98	6/16/17	6/19/17	4,083	-	-	4,083
Federal Agencies	313385HB5	FED HOME LN DISCOUNT NT	-	0.00	0.98	6/16/17	6/19/17	4,083	-	-	4,083
Federal Agencies	313385HB5	FED HOME LN DISCOUNT NT	-	0.00	0.98	6/16/17	6/19/17	8,167	-	-	8,167
Federal Agencies	313385HB5	FED HOME LN DISCOUNT NT	-	0.00	0.98	6/16/17	6/19/17	4,083	-	-	4,083
Federal Agencies	3133EAUW6	FEDERAL FARM CREDIT BANK	-	1.12	1.12	6/19/12	6/19/17	28,014	-	-	28,014
Federal Agencies	313385HC3	FED HOME LN DISCOUNT NT	-	0.00	0.97	6/19/17	6/20/17	2,694	-	-	2,694
Federal Agencies	313385HC3	FED HOME LN DISCOUNT NT	-	0.00	0.97	6/19/17	6/20/17	1,347	-	-	1,347
Federal Agencies	313385HC3	FED HOME LN DISCOUNT NT	-	0.00	0.97	6/19/17	6/20/17	1,347	-	-	1,347
Federal Agencies	313385HC3	FED HOME LN DISCOUNT NT	-	0.00	0.97	6/19/17	6/20/17	516	-	-	516
Federal Agencies	313385HD1	FED HOME LN DISCOUNT NT	-	0.00	1.00	6/20/17	6/21/17	1,389	-	-	1,389
Federal Agencies	313385HD1	FED HOME LN DISCOUNT NT	-	0.00	1.00	6/20/17	6/21/17	1,389	-	-	1,389
Federal Agencies	313385HE9	FED HOME LN DISCOUNT NT	-	0.00	1.00	6/21/17	6/22/17	1,389	-	-	1,389
Federal Agencies	313385HE9	FED HOME LN DISCOUNT NT	-	0.00	1.00	6/21/17	6/22/17	1,389	-	-	1,389

Monthly Investment Earnings

Pooled Fund

Type of Investment	CUSIP	Issuer Name	Par Value	Coupon	YTM ¹	Settle	Maturity	Earned Interest	Amort.	Realized	Earned Income
						Date	Date		Expense	Gain/(Loss)	/Net Earnings
Federal Agencies	313385HE9	FED HOME LN DISCOUNT NT	-	0.00	1.00	6/21/17	6/22/17	1,389	-	-	1,389
Federal Agencies	313385HF6	FED HOME LN DISCOUNT NT	-	0.00	1.00	6/22/17	6/23/17	5,556	-	-	5,556
Federal Agencies	313385HF6	FED HOME LN DISCOUNT NT	-	0.00	1.00	6/22/17	6/23/17	1,389	-	-	1,389
Federal Agencies	313313HJ0	FED FARM CRD DISCOUNT NT	-	0.00	0.97	6/23/17	6/26/17	4,042	-	-	4,042
Federal Agencies	313385HJ8	FED HOME LN DISCOUNT NT	-	0.00	0.79	4/25/17	6/26/17	13,715	-	-	13,715
Federal Agencies	313385HJ8	FED HOME LN DISCOUNT NT	-	0.00	0.80	5/8/17	6/26/17	9,626	-	-	9,626
Federal Agencies	313385HJ8	FED HOME LN DISCOUNT NT	-	0.00	0.97	6/23/17	6/26/17	8,083	-	-	8,083
Federal Agencies	313385HJ8	FED HOME LN DISCOUNT NT	-	0.00	1.00	6/23/17	6/26/17	3,333	-	-	3,333
Federal Agencies	3133EEGH7	FEDERAL FARM CREDIT BANK	-	0.93	0.94	12/26/14	6/26/17	5,425	74	-	5,499
Federal Agencies	313385HK5	FED HOME LN DISCOUNT NT	-	0.00	0.97	6/26/17	6/27/17	2,694	-	-	2,694
Federal Agencies	313385HK5	FED HOME LN DISCOUNT NT	-	0.00	0.97	6/26/17	6/27/17	2,694	-	-	2,694
Federal Agencies	313385HL3	FED HOME LN DISCOUNT NT	-	0.00	0.95	6/27/17	6/28/17	3,958	-	-	3,958
Federal Agencies	313385HM1	FED HOME LN DISCOUNT NT	-	0.00	0.90	6/28/17	6/29/17	3,750	-	-	3,750
Federal Agencies	3137EADH9	FREDDIE MAC	-	1.00	1.10	3/25/14	6/29/17	19,444	1,865	-	21,309
Federal Agencies	3137EADH9	FREDDIE MAC	-	1.00	0.78	5/25/16	6/29/17	11,667	(2,510)	-	9,157
Federal Agencies	313385HN9	FED HOME LN DISCOUNT NT	-	0.00	0.83	5/8/17	6/30/17	33,431	-	-	33,431
Federal Agencies	313385HN9	FED HOME LN DISCOUNT NT	-	0.00	0.90	6/29/17	6/30/17	1,000	-	-	1,000
Federal Agencies	3134G5W50	FREDDIE MAC	-	1.00	1.00	12/30/14	6/30/17	40,278	-	-	40,278
Federal Agencies	313385HR0	FED HOME LN DISCOUNT NT	50,000,000	0.00	0.56	3/2/17	7/3/17	23,333	-	-	23,333
Federal Agencies	313385HT6	FED HOME LN DISCOUNT NT	50,000,000	0.00	0.85	5/10/17	7/5/17	35,417	-	-	35,417
Federal Agencies	313385HU3	FED HOME LN DISCOUNT NT	100,000,000	0.00	0.95	6/23/17	7/6/17	21,111	-	-	21,111
Federal Agencies	313385H22	FED HOME LN DISCOUNT NT	60,000,000	0.00	0.92	6/2/17	7/11/17	44,467	-	-	44,467
Federal Agencies	313385JA5	FED HOME LN DISCOUNT NT	25,000,000	0.00	0.87	5/22/17	7/12/17	18,021	-	-	18,021
Federal Agencies	313385JK3	FED HOME LN DISCOUNT NT	50,000,000	0.00	0.93	5/30/17	7/21/17	38,750	-	-	38,750
Federal Agencies	3133ECV92	FEDERAL FARM CREDIT BANK	50,000,000	1.26	1.26	7/24/13	7/24/17	46,373	-	-	46,373
Federal Agencies	3133ECVG6	FEDERAL FARM CREDIT BANK	23,520,000	1.17	1.17	8/5/13	7/26/17	22,863	-	-	22,863
Federal Agencies	3135G0F24	FANNIE MAE	25,000,000	1.18	1.30	9/16/15	8/16/17	22,751	208	-	22,959
Federal Agencies	3133EEFX3	FEDERAL FARM CREDIT BANK	50,000,000	1.27	1.27	12/23/14	8/23/17	46,668	-	-	46,668
Federal Agencies	3135G0MZ3	FANNIE MAE	14,000,000	0.88	0.94	5/8/17	8/28/17	10,208	713	-	10,921
Federal Agencies	313370SZ2	FEDERAL HOME LOAN BANK	3,470,000	2.25	0.94	4/7/17	9/8/17	6,506	(3,684)	-	2,822
Federal Agencies	3137EADL0	FREDDIE MAC	25,000,000	1.00	1.22	3/25/14	9/29/17	20,833	4,482	-	25,315
Federal Agencies	3135G0F57	FANNIE MAE	25,000,000	1.09	1.18	10/5/15	10/5/17	22,389	314	-	22,703
Federal Agencies	3133EETS9	FEDERAL FARM CREDIT BANK	30,000,000	1.24	1.23	9/25/15	10/19/17	27,898	(24)	-	27,874
Federal Agencies	3130A6LZ8	FEDERAL HOME LOAN BANK	25,000,000	0.63	0.82	4/28/16	10/26/17	13,021	3,874	-	16,894
Federal Agencies	3133EEBR0	FEDERAL FARM CREDIT BANK	25,000,000	1.16	1.27	11/18/14	11/13/17	22,956	308	-	23,265
Federal Agencies	3133EEJ76	FEDERAL FARM CREDIT BANK	25,000,000	1.22	1.29	8/20/15	11/13/17	25,336	313	-	25,649
Federal Agencies	3134G44F2	FREDDIE MAC	50,000,000	0.80	0.80	5/21/13	11/21/17	33,333	-	-	33,333
Federal Agencies	3130A3HF4	FEDERAL HOME LOAN BANK	25,000,000	1.13	1.19	12/22/14	12/8/17	23,438	1,234	-	24,671
Federal Agencies	313385QF6	FED HOME LN DISCOUNT NT	50,000,000	0.00	1.01	4/7/17	12/8/17	41,667	-	-	41,667
Federal Agencies	3137EADX4	FREDDIE MAC	25,000,000	1.00	1.06	12/11/15	12/15/17	20,833	1,265	-	22,099
Federal Agencies	3133EEFE5	FEDERAL FARM CREDIT BANK	50,000,000	1.13	1.18	12/19/14	12/18/17	46,875	2,342	-	49,217
Federal Agencies	3133EEMH0	FEDERAL FARM CREDIT BANK	4,000,000	1.11	1.13	5/27/15	2/2/18	3,694	16	-	3,710
Federal Agencies	3133EEMH0	FEDERAL FARM CREDIT BANK	35,000,000	1.11	1.20	2/2/15	2/2/18	32,321	578	-	32,899
Federal Agencies	3133EEAN0	FEDERAL FARM CREDIT BANK	25,000,000	1.12	1.12	11/5/14	2/5/18	23,014	-	-	23,014
Federal Agencies	3133EEAN0	FEDERAL FARM CREDIT BANK	25,000,000	1.12	1.17	11/5/14	2/5/18	23,014	208	-	23,222
Federal Agencies	3133EEAN0	FEDERAL FARM CREDIT BANK	50,000,000	1.12	1.17	11/5/14	2/5/18	46,028	415	-	46,443
Federal Agencies	3133EFNK9	FEDERAL FARM CREDIT BANK	25,000,000	1.18	1.21	11/9/15	2/9/18	23,936	207	-	24,143
Federal Agencies	3132X0JL6	FARMER MAC	50,000,000	0.88	0.88	9/1/16	3/1/18	36,458	-	-	36,458
Federal Agencies	313313TY4	FED FARM CRD DISCOUNT NT	25,000,000	0.00	1.08	4/18/17	3/7/18	22,292	-	-	22,292
Federal Agencies	313313TY4	FED FARM CRD DISCOUNT NT	25,000,000	0.00	1.08	4/18/17	3/7/18	22,292	-	-	22,292
Federal Agencies	3133EEN71	FEDERAL FARM CREDIT BANK	50,000,000	1.25	1.27	5/22/15	3/22/18	46,109	217	-	46,327
Federal Agencies	3133EEQ86	FEDERAL FARM CREDIT BANK	50,000,000	1.26	1.32	5/27/15	3/26/18	46,708	624	-	47,332
Federal Agencies	3133EEQ86	FEDERAL FARM CREDIT BANK	50,000,000	1.26	1.32	5/29/15	3/26/18	46,708	625	-	47,333
Federal Agencies	3133EFWG8	FEDERAL FARM CREDIT BANK	25,000,000	1.38	1.39	1/26/16	3/26/18	25,485	106	-	25,591

Monthly Investment Earnings

Pooled Fund

Type of Investment	CUSIP	Issuer Name	Par Value	Coupon	YTM ¹	Settle	Maturity	Earned Interest	Amort.	Realized	Earned Income
						Date	Date		Expense	Gain/(Loss)	/Net Earnings
Federal Agencies	3137EAEA3	FREDDIE MAC	25,000,000	0.75	0.94	2/8/17	4/9/18	15,625	3,900	-	19,525
Federal Agencies	3133EEZC7	FEDERAL FARM CREDIT BANK	50,000,000	1.22	1.24	4/16/15	4/16/18	47,169	207	-	47,376
Federal Agencies	3132X0SB8	FARMER MAC	50,000,000	1.25	1.25	4/19/17	4/19/18	52,083	-	-	52,083
Federal Agencies	31331KJB7	FEDERAL FARM CREDIT BANK	14,230,000	3.00	0.94	2/2/16	4/25/18	35,575	(23,844)	-	11,731
Federal Agencies	3133EEU40	FEDERAL FARM CREDIT BANK	69,000,000	1.12	1.12	6/3/15	5/3/18	63,854	144	-	63,997
Federal Agencies	3135G0WJ8	FANNIE MAE	25,000,000	0.88	1.05	5/23/13	5/21/18	18,229	3,512	-	21,741
Federal Agencies	3130A8VL4	FEDERAL HOME LOAN BANK	10,000,000	1.00	1.00	8/24/16	5/24/18	8,333	-	-	8,333
Federal Agencies	3130A8VL4	FEDERAL HOME LOAN BANK	25,000,000	1.00	1.00	8/24/16	5/24/18	20,833	-	-	20,833
Federal Agencies	3134G9HC4	FREDDIE MAC	10,000,000	1.00	1.03	5/25/16	5/25/18	8,333	205	-	8,539
Federal Agencies	313385XL5	FED HOME LN DISCOUNT NT	50,000,000	0.00	1.25	5/30/17	5/30/18	51,250	-	-	51,250
Federal Agencies	3133EFCT2	FEDERAL FARM CREDIT BANK	25,000,000	1.14	1.14	9/8/15	6/8/18	23,360	-	-	23,360
Federal Agencies	3133EFCT2	FEDERAL FARM CREDIT BANK	50,000,000	1.14	1.14	9/8/15	6/8/18	46,721	-	-	46,721
Federal Agencies	3133EEW48	FEDERAL FARM CREDIT BANK	50,000,000	1.16	1.17	6/11/15	6/11/18	46,636	109	-	46,745
Federal Agencies	3133EFSH1	FEDERAL FARM CREDIT BANK	25,000,000	1.17	1.25	12/18/15	6/14/18	24,375	1,576	-	25,951
Federal Agencies	3133EGGC3	FEDERAL FARM CREDIT BANK	25,000,000	1.33	1.33	6/20/16	6/20/18	25,086	-	-	25,086
Federal Agencies	3132X0LZ2	FARMER MAC	25,000,000	1.28	1.28	12/22/16	6/22/18	23,576	-	-	23,576
Federal Agencies	3134G9RZ1	FREDDIE MAC	-	1.00	1.00	6/22/16	6/22/18	5,221	-	-	5,221
Federal Agencies	3134G9UY1	FREDDIE MAC	25,000,000	1.00	1.00	6/29/16	6/29/18	20,833	-	-	20,833
Federal Agencies	3134G9UY1	FREDDIE MAC	25,000,000	1.00	1.00	6/29/16	6/29/18	20,833	-	-	20,833
Federal Agencies	3133EGBQ7	FEDERAL FARM CREDIT BANK	25,000,000	1.34	1.34	5/19/16	7/19/18	25,332	-	-	25,332
Federal Agencies	3133EGBQ7	FEDERAL FARM CREDIT BANK	25,000,000	1.34	1.34	5/19/16	7/19/18	25,332	-	-	25,332
Federal Agencies	3130A8U50	FEDERAL HOME LOAN BANK	22,250,000	0.83	0.89	7/29/16	7/25/18	15,390	1,107	-	16,497
Federal Agencies	3134G9Q67	FREDDIE MAC	25,000,000	1.05	1.05	7/27/16	7/27/18	21,875	-	-	21,875
Federal Agencies	3134G9Q67	FREDDIE MAC	25,000,000	1.05	1.06	7/27/16	7/27/18	21,875	257	-	22,132
Federal Agencies	3133EGFQ3	FEDERAL FARM CREDIT BANK	25,000,000	0.88	0.91	9/21/16	9/14/18	18,229	788	-	19,018
Federal Agencies	3130A9C90	FEDERAL HOME LOAN BANK	25,000,000	1.05	1.05	9/28/16	9/28/18	21,875	-	-	21,875
Federal Agencies	3133EGFK6	FEDERAL FARM CREDIT BANK	25,000,000	1.34	1.34	6/17/16	10/17/18	25,587	-	-	25,587
Federal Agencies	3133EGFK6	FEDERAL FARM CREDIT BANK	25,000,000	1.34	1.34	6/17/16	10/17/18	25,587	-	-	25,587
Federal Agencies	313376BR5	FEDERAL HOME LOAN BANK	15,000,000	1.75	1.31	12/20/16	12/14/18	21,875	(5,277)	-	16,598
Federal Agencies	3133EGDM4	FEDERAL FARM CREDIT BANK	25,000,000	1.22	1.22	6/2/16	1/2/19	25,378	-	-	25,378
Federal Agencies	3133EG2V6	FEDERAL FARM CREDIT BANK	25,000,000	1.13	1.13	1/3/17	1/3/19	23,344	-	-	23,344
Federal Agencies	3134GAH23	FREDDIE MAC	25,000,000	1.00	1.00	1/17/17	1/17/19	20,833	-	-	20,833
Federal Agencies	3130A8VZ3	FEDERAL HOME LOAN BANK	25,000,000	1.05	1.05	7/28/16	1/25/19	21,875	-	-	21,875
Federal Agencies	3132X0EK3	FARMER MAC	25,000,000	1.26	1.26	1/25/16	1/25/19	26,171	-	-	26,171
Federal Agencies	3134GAS39	FREDDIE MAC	25,000,000	1.00	1.00	2/1/17	2/1/19	20,833	-	-	20,833
Federal Agencies	3130AANW4	FEDERAL HOME LOAN BANK	25,000,000	0.63	0.63	2/14/17	2/14/19	13,021	-	-	13,021
Federal Agencies	3133EGBU8	FEDERAL FARM CREDIT BANK	50,000,000	1.39	1.39	5/25/16	2/25/19	51,545	-	-	51,545
Federal Agencies	3132X0ED9	FARMER MAC	40,000,000	1.34	1.34	1/19/16	3/19/19	42,268	-	-	42,268
Federal Agencies	3134GBAK8	FREDDIE MAC	25,000,000	1.05	1.05	3/20/17	3/20/19	21,875	-	-	21,875
Federal Agencies	3136G3FC4	FANNIE MAE	6,250,000	1.00	1.00	3/29/16	3/29/19	5,208	-	-	5,208
Federal Agencies	3134GBFR8	FREDDIE MAC	25,000,000	1.40	1.40	4/5/17	4/5/19	29,167	-	-	29,167
Federal Agencies	3136G3QP3	FANNIE MAE	10,000,000	1.25	1.25	5/24/16	5/24/19	10,417	-	-	10,417
Federal Agencies	3130ABF92	FEDERAL HOME LOAN BANK	30,000,000	1.38	1.47	5/12/17	5/28/19	34,375	2,280	-	36,655
Federal Agencies	3133EHLG6	FEDERAL FARM CREDIT BANK	27,000,000	1.32	1.35	5/30/17	5/30/19	29,700	666	-	30,366
Federal Agencies	3134G9LF2	FREDDIE MAC	-	0.75	0.75	6/7/16	6/7/19	9,375	-	-	9,375
Federal Agencies	3136G3NK7	FANNIE MAE	-	1.00	1.01	6/7/16	6/7/19	4,167	(1,229)	3,750	6,687
Federal Agencies	3136G3NM3	FANNIE MAE	-	0.75	0.75	6/7/16	6/7/19	6,250	-	-	6,250
Federal Agencies	3133EHMR1	FEDERAL FARM CREDIT BANK	50,000,000	1.38	1.38	6/12/17	6/12/19	36,285	-	-	36,285
Federal Agencies	313379EE5	FEDERAL HOME LOAN BANK	25,000,000	1.63	1.41	6/9/17	6/14/19	24,826	(3,165)	-	21,661
Federal Agencies	3134G9QN0	FREDDIE MAC	-	0.88	0.88	6/14/16	6/14/19	3,950	-	-	3,950
Federal Agencies	3134G9QW0	FREDDIE MAC	50,000,000	1.28	1.28	6/14/16	6/14/19	53,333	-	-	53,333
Federal Agencies	3134G9YR2	FREDDIE MAC	50,000,000	1.00	1.00	7/12/16	7/12/19	41,667	-	-	41,667
Federal Agencies	3133EGED3	FEDERAL FARM CREDIT BANK	25,000,000	1.28	1.28	6/9/16	8/9/19	26,123	-	-	26,123
Federal Agencies	3133EGED3	FEDERAL FARM CREDIT BANK	25,000,000	1.28	1.28	6/9/16	8/9/19	26,123	-	-	26,123

Monthly Investment Earnings

Pooled Fund

Type of Investment	CUSIP	Issuer Name	Par Value	Coupon	YTM ¹	Settle	Maturity	Earned Interest	Amort.	Realized	Earned Income
						Date	Date		Expense	Gain/(Loss)	/Net Earnings
Federal Agencies	3134G94F1	FREDDIE MAC	25,000,000	1.00	1.00	8/15/16	8/15/19	20,833	-	-	20,833
Federal Agencies	3133EGX67	FEDERAL FARM CREDIT BANK	50,000,000	1.33	1.33	12/20/16	8/20/19	50,171	-	-	50,171
Federal Agencies	3135G0P23	FANNIE MAE	20,000,000	1.25	1.25	8/30/16	8/23/19	20,833	-	-	20,833
Federal Agencies	3136G3X59	FANNIE MAE	25,000,000	1.10	1.10	8/23/16	8/23/19	22,917	-	-	22,917
Federal Agencies	3134G9GS0	FREDDIE MAC	25,000,000	1.25	1.25	5/26/16	8/26/19	26,042	-	-	26,042
Federal Agencies	3134GAHR8	FREDDIE MAC	25,000,000	1.13	1.13	9/23/16	9/23/19	21,528	-	-	21,528
Federal Agencies	3135G0Q30	FANNIE MAE	50,000,000	1.18	1.18	10/21/16	9/27/19	49,167	-	-	49,167
Federal Agencies	3132X0KH3	FARMER MAC	50,000,000	1.16	1.16	10/6/16	10/1/19	48,234	-	-	48,234
Federal Agencies	3134G8TG4	FREDDIE MAC	15,000,000	1.50	1.50	4/11/16	10/11/19	18,750	-	-	18,750
Federal Agencies	3134GAPT5	FREDDIE MAC	10,000,000	1.00	1.00	10/18/16	10/18/19	8,333	-	-	8,333
Federal Agencies	3136G4FJ7	FANNIE MAE	25,000,000	1.20	1.20	10/25/16	10/25/19	25,000	-	-	25,000
Federal Agencies	3136G4EZ2	FANNIE MAE	50,000,000	1.13	1.16	10/28/16	10/30/19	46,875	1,367	-	48,242
Federal Agencies	3134GAVL5	FREDDIE MAC	100,000,000	1.17	1.17	11/4/16	11/4/19	97,500	-	-	97,500
Federal Agencies	3136G3LV5	FANNIE MAE	8,950,000	1.35	1.35	5/26/16	11/26/19	10,069	-	-	10,069
Federal Agencies	3133EGN43	FEDERAL FARM CREDIT BANK	50,000,000	1.22	1.22	12/2/16	12/2/19	50,756	-	-	50,756
Federal Agencies	3132X0PG0	FARMER MAC	50,000,000	1.15	1.15	2/10/17	1/3/20	47,521	-	-	47,521
Federal Agencies	3134G9VR5	FREDDIE MAC	25,000,000	1.15	1.15	7/6/16	1/6/20	23,958	-	-	23,958
Federal Agencies	3134GAT87	FREDDIE MAC	25,000,000	1.00	1.00	1/27/17	1/27/20	20,833	-	-	20,833
Federal Agencies	3133EG6Y6	FEDERAL FARM CREDIT BANK	25,000,000	1.17	1.17	2/10/17	2/10/20	23,546	-	-	23,546
Federal Agencies	3133EG6Y6	FEDERAL FARM CREDIT BANK	25,000,000	1.17	1.17	2/10/17	2/10/20	23,546	-	-	23,546
Federal Agencies	3134GAR22	FREDDIE MAC	25,000,000	1.00	1.01	2/10/17	2/10/20	20,833	137	-	20,970
Federal Agencies	3134GAY57	FREDDIE MAC	25,000,000	1.05	1.05	2/14/17	2/14/20	21,875	-	-	21,875
Federal Agencies	3134GAZ64	FREDDIE MAC	25,000,000	1.05	1.05	2/14/17	2/14/20	21,875	34	-	21,909
Federal Agencies	3134GA3W2	FREDDIE MAC	14,900,000	2.00	1.95	6/27/17	2/28/20	3,311	(80)	-	3,231
Federal Agencies	313378J77	FEDERAL HOME LOAN BANK	15,710,000	1.88	1.56	5/17/17	3/13/20	24,547	(3,895)	-	20,652
Federal Agencies	3134GA6R0	FREDDIE MAC	10,150,000	1.25	1.25	3/20/17	3/20/20	10,573	-	-	10,573
Federal Agencies	3134GBAH5	FREDDIE MAC	25,000,000	1.10	1.10	3/20/17	3/20/20	22,917	-	-	22,917
Federal Agencies	3134GBAZ5	FREDDIE MAC	1,375,000	1.25	1.25	4/21/17	3/27/20	1,432	4	-	1,436
Federal Agencies	3134GBAZ5	FREDDIE MAC	25,000,000	1.25	1.25	3/27/17	3/27/20	26,042	-	-	26,042
Federal Agencies	3134GBBR2	FREDDIE MAC	25,000,000	1.25	1.25	3/27/17	3/27/20	26,042	-	-	26,042
Federal Agencies	3136G3TK1	FANNIE MAE	25,000,000	1.00	1.00	7/6/16	4/6/20	20,833	-	-	20,833
Federal Agencies	3136G4BL6	FANNIE MAE	15,000,000	1.25	1.25	10/17/16	4/17/20	15,625	-	-	15,625
Federal Agencies	3134GBFU1	FREDDIE MAC	50,000,000	1.75	1.75	4/27/17	4/27/20	72,917	-	-	72,917
Federal Agencies	3134GBKQ4	FREDDIE MAC	25,000,000	1.74	1.74	4/28/17	5/8/20	36,250	-	-	36,250
Federal Agencies	3134GBKW1	FREDDIE MAC	50,000,000	1.73	1.73	5/8/17	5/8/20	72,083	-	-	72,083
Federal Agencies	3134GBLY6	FREDDIE MAC	25,000,000	1.25	1.25	5/8/17	5/8/20	26,042	-	-	26,042
Federal Agencies	3134GBPB2	FREDDIE MAC	15,750,000	1.70	1.70	5/30/17	5/22/20	22,313	-	-	22,313
Federal Agencies	3132X0AT8	FARMER MAC	41,000,000	1.20	1.20	6/5/15	6/2/20	40,937	-	-	40,937
Federal Agencies	3134GBTC6	FREDDIE MAC	50,000,000	1.71	1.71	6/12/17	6/12/20	45,125	-	-	45,125
Federal Agencies	3133EHNK5	FEDERAL FARM CREDIT BANK	25,000,000	1.54	1.54	6/15/17	6/15/20	17,111	37	-	17,148
Federal Agencies	3133EHNK5	FEDERAL FARM CREDIT BANK	26,900,000	1.54	1.55	6/15/17	6/15/20	18,412	79	-	18,490
Federal Agencies	3134GBST0	FREDDIE MAC	14,675,000	1.65	1.65	6/22/17	6/22/20	6,053	-	-	6,053
Federal Agencies	3134GBTX0	FREDDIE MAC	50,000,000	1.75	1.76	6/29/17	6/29/20	4,861	18	-	4,879
Federal Agencies	3136G3TG0	FANNIE MAE	15,000,000	1.15	1.15	6/30/16	6/30/20	14,375	-	-	14,375
Federal Agencies	3130A9FR7	FEDERAL HOME LOAN BANK	103,500,000	1.37	1.37	9/29/16	9/28/20	104,518	-	-	104,518
Federal Agencies	3132X0KR1	FARMER MAC	25,000,000	1.26	1.26	11/2/16	11/2/20	26,212	-	-	26,212
Federal Agencies	3134GBLR1	FREDDIE MAC	24,715,000	1.75	1.75	5/25/17	11/25/20	36,043	58	-	36,101
Federal Agencies	3133EGX75	FEDERAL FARM CREDIT BANK	50,000,000	1.40	1.40	12/21/16	12/21/20	52,830	-	-	52,830
Federal Agencies	3133EFTX5	FEDERAL FARM CREDIT BANK	100,000,000	1.55	1.55	12/24/15	12/24/20	116,913	-	-	116,913
Federal Agencies	3133EG4T9	FEDERAL FARM CREDIT BANK	20,000,000	1.38	1.38	1/25/17	1/25/21	20,368	-	-	20,368
Federal Agencies	3133EG4T9	FEDERAL FARM CREDIT BANK	20,000,000	1.38	1.38	1/25/17	1/25/21	20,368	-	-	20,368
Federal Agencies	3132X0NQ0	FARMER MAC	50,000,000	1.20	1.20	2/3/17	2/3/21	49,604	-	-	49,604
Federal Agencies	3135G0Q89	FANNIE MAE	25,000,000	1.38	1.38	10/21/16	10/7/21	28,646	-	-	28,646
Federal Agencies	3133EGZJ7	FEDERAL FARM CREDIT BANK	14,500,000	1.38	1.38	10/25/16	10/25/21	16,615	-	-	16,615

Monthly Investment Earnings

Pooled Fund

Type of Investment	CUSIP	Issuer Name	Par Value	Coupon	YTM ¹	Settle Date	Maturity Date	Earned Interest	Amort. Expense	Realized Gain/(Loss)	Earned Income /Net Earnings
Federal Agencies	3133EGZJ7	FEDERAL FARM CREDIT BANK	15,000,000	1.38	1.38	10/25/16	10/25/21	17,188	-	-	17,188
Federal Agencies	3133EGS97	FEDERAL FARM CREDIT BANK	25,000,000	1.36	1.36	12/8/16	12/8/21	27,840	-	-	27,840
Federal Agencies	3133EGS97	FEDERAL FARM CREDIT BANK	25,000,000	1.36	1.36	12/8/16	12/8/21	27,840	-	-	27,840
Federal Agencies	3134GAK52	FREDDIE MAC	17,300,000	1.13	1.13	1/26/17	1/26/22	16,219	-	-	16,219
Federal Agencies	3135G0T45	FANNIE MAE	25,000,000	1.88	1.81	6/6/17	4/5/22	32,552	(1,024)	-	31,528
Federal Agencies	3134GBQG0	FREDDIE MAC	50,000,000	2.18	2.18	5/25/17	5/25/22	90,833	-	-	90,833
Federal Agencies	3133EHL7	FEDERAL FARM CREDIT BANK	50,000,000	1.88	1.85	6/6/17	6/2/22	65,104	(813)	-	64,291
Federal Agencies	3133EHL7	FEDERAL FARM CREDIT BANK	50,000,000	1.88	1.88	6/9/17	6/2/22	57,292	30	-	57,322
Subtotals			\$ 4,713,145,000					\$ 4,759,066	\$ (8,810)	\$ 3,750	\$ 4,754,006
State/Local Agencies	718814XY7	PHOENIX AZ	\$ 20,000,000	3.50	0.76	9/27/16	7/1/17	\$ 58,333	\$ (44,924)	\$ -	\$ 13,409
State/Local Agencies	0104105D6	ALABAMA ST	22,185,000	3.50	0.70	11/4/16	8/1/17	64,706	(50,927)	-	13,779
State/Local Agencies	91411SV49	UNIVERSITY OF CALIFORNIA	50,000,000	0.00	1.06	5/5/17	8/4/17	44,167	-	-	44,167
State/Local Agencies	13063CFC9	CALIFORNIA ST	16,500,000	1.75	1.66	11/5/13	11/1/17	24,063	(1,213)	-	22,850
State/Local Agencies	13063CPN4	CALIFORNIA ST	5,000,000	1.25	1.22	12/22/14	11/1/17	5,208	(131)	-	5,078
State/Local Agencies	13063CPN4	CALIFORNIA ST	50,000,000	1.25	1.17	11/25/14	11/1/17	52,083	(3,400)	-	48,683
State/Local Agencies	91412GL52	UNIV OF CALIFORNIA CA REVENUE	2,470,000	0.99	0.99	6/30/16	5/15/18	2,044	-	-	2,044
State/Local Agencies	546456CY8	LOUISIANA ST CITIZENS PROPRT'	4,500,000	6.13	1.30	11/30/16	6/1/18	22,969	(17,631)	-	5,337
State/Local Agencies	646065QQ8	NEW JERSEY ST EDUCTNL FACS A	5,000,000	5.00	0.85	9/29/16	7/1/18	20,833	(16,908)	-	3,926
State/Local Agencies	603786GJ7	MINNEAPOLIS MN REVENUE	1,000,000	4.88	1.40	12/1/16	8/1/18	4,063	(2,814)	-	1,249
State/Local Agencies	13063C4V9	CALIFORNIA ST	50,000,000	1.05	0.90	11/3/16	11/1/18	43,750	(6,078)	-	37,672
State/Local Agencies	13063DAB4	CALIFORNIA ST	23,000,000	1.59	1.59	4/27/17	4/1/19	30,533	-	-	30,533
State/Local Agencies	13063CKL3	CALIFORNIA ST	4,750,000	2.25	1.15	10/27/16	5/1/19	8,906	(4,227)	-	4,679
State/Local Agencies	91412GL60	UNIV OF CALIFORNIA CA REVENUE	2,000,000	1.23	1.23	6/30/16	5/15/19	2,047	-	-	2,047
State/Local Agencies	91412GSB2	UNIV OF CALIFORNIA CA REVENUE	4,180,000	1.80	1.57	10/5/15	7/1/19	6,256	(757)	-	5,499
State/Local Agencies	91412GSB2	UNIV OF CALIFORNIA CA REVENUE	16,325,000	1.80	1.56	10/2/15	7/1/19	24,433	(2,997)	-	21,437
State/Local Agencies	6055804W6	MISSISSIPPI ST	8,500,000	6.09	1.38	4/23/15	10/1/19	43,130	(31,767)	-	11,364
State/Local Agencies	977100CW4	WISCONSIN ST GEN FUND ANNUAL	18,000,000	1.45	1.45	8/16/16	5/1/20	21,690	-	-	21,690
State/Local Agencies	13066TYT5	CALIFORNIA ST DEPT OF WTR RES	29,139,823	1.71	2.13	2/6/17	5/1/21	41,597	9,574	-	51,171
State/Local Agencies	91412GF59	UNIV OF CALIFORNIA CA REVENUE	1,769,000	1.91	1.40	8/9/16	5/15/21	2,816	(719)	-	2,097
Subtotals			\$ 334,318,823					\$ 523,627	\$ (174,918)	\$ -	\$ 348,709
Public Time Deposits	PP7C0E3S1	UMPQUA BANK	\$ -	0.79	0.79	6/29/16	6/27/17	\$ 135	\$ -	\$ -	\$ 135
Public Time Deposits	PP9I2NRE9	MISSION NATIONAL BK SF	240,000	1.15	1.15	2/21/17	2/21/18	227	-	-	227
Public Time Deposits	PP9F2HFF8	TRANS-PAC NATIONAL BK	240,000	1.35	1.35	3/21/17	3/21/18	257	-	-	257
Public Time Deposits	PP302GIL3	BANK OF SAN FRANCISCO	240,000	1.37	1.37	4/11/17	4/11/18	274	-	-	274
Public Time Deposits	PPA01U877	PREFERRED BANK LA CALIF	240,000	1.44	1.44	5/16/17	5/16/18	284	-	-	284
Subtotals			\$ 960,000					\$ 1,177	\$ -	\$ -	\$ 1,177
Negotiable CDs	06427KWX1	BANK OF MONTREAL CHICAGO	\$ -	1.02	1.02	4/11/17	6/1/17	\$ -	\$ -	\$ -	\$ -
Negotiable CDs	89113WM60	TORONTO DOMINION BANK NY	-	0.98	0.98	4/12/17	6/1/17	-	-	-	-
Negotiable CDs	06427KLG0	BANK OF MONTREAL CHICAGO	-	1.20	1.20	12/19/16	6/15/17	23,333	-	-	23,333
Negotiable CDs	89113WJ6	TORONTO DOMINION BANK NY	-	1.32	1.32	9/9/16	6/15/17	20,533	-	-	20,533
Negotiable CDs	78009NP26	ROYAL BANK OF CANADA NY	50,000,000	1.46	1.46	1/3/17	7/3/17	60,213	-	-	60,213
Negotiable CDs	89113WD60	TORONTO DOMINION BANK NY	50,000,000	1.15	1.15	3/27/17	7/3/17	47,917	-	-	47,917
Negotiable CDs	89113WZH2	TORONTO DOMINION BANK NY	50,000,000	1.14	1.14	3/15/17	7/3/17	47,500	-	-	47,500
Negotiable CDs	06427KVL8	BANK OF MONTREAL CHICAGO	50,000,000	1.09	1.09	4/4/17	7/6/17	45,417	-	-	45,417
Negotiable CDs	89113WR65	TORONTO DOMINION BANK NY	50,000,000	1.06	1.06	5/3/17	8/7/17	44,167	-	-	44,167
Negotiable CDs	06427KWM5	BANK OF MONTREAL CHICAGO	50,000,000	1.20	1.20	4/7/17	9/18/17	50,000	-	-	50,000
Negotiable CDs	06417HUR5	BANK OF NOVA SCOTIA HOUS	50,000,000	1.57	1.57	9/25/14	9/25/17	60,278	-	-	60,278
Negotiable CDs	06371ECR6	BANK OF MONTREAL CHICAGO	50,000,000	1.31	1.31	6/29/17	10/2/17	3,639	-	-	3,639
Negotiable CDs	06427KW29	BANK OF MONTREAL CHICAGO	50,000,000	1.32	1.32	4/6/17	10/16/17	51,336	-	-	51,336
Negotiable CDs	89113WH25	TORONTO DOMINION BANK NY	50,000,000	1.22	1.22	4/6/17	10/16/17	50,833	-	-	50,833
Negotiable CDs	89113WQN9	TORONTO DOMINION BANK NY	50,000,000	1.52	1.52	12/6/16	12/6/17	62,587	-	-	62,587

Monthly Investment Earnings

Pooled Fund

Type of Investment	CUSIP	Issuer Name	Par Value	Coupon	YTM ¹	Settle Date	Maturity Date	Earned Interest	Amort. Expense	Realized Gain/(Loss)	Earned Income /Net Earnings
Negotiable CDs	06427KJV0	BANK OF MONTREAL CHICAGO	50,000,000	1.52	1.52	12/9/16	12/8/17	62,195	-	-	62,195
Negotiable CDs	78009NL61	ROYAL BANK OF CANADA NY	50,000,000	1.52	1.52	12/8/16	12/8/17	62,195	-	-	62,195
Negotiable CDs	78009NM60	ROYAL BANK OF CANADA NY	50,000,000	1.57	1.57	12/19/16	12/19/17	62,419	-	-	62,419
Negotiable CDs	78009NS56	ROYAL BANK OF CANADA NY	50,000,000	1.47	1.47	3/20/17	12/20/17	56,005	-	-	56,005
Negotiable CDs	78009NV37	ROYAL BANK OF CANADA NY	50,000,000	1.33	1.33	6/26/17	12/22/17	9,201	-	-	9,201
Negotiable CDs	96121T2D9	WESTPAC BANKING CORP NY	50,000,000	1.73	1.73	12/28/16	12/28/17	65,486	-	-	65,486
Negotiable CDs	06427KY84	BANK OF MONTREAL CHICAGO	25,000,000	1.37	1.37	5/3/17	1/29/18	25,121	-	-	25,121
Negotiable CDs	78009NT63	ROYAL BANK OF CANADA NY	50,000,000	1.47	1.47	5/10/17	5/10/18	61,250	-	-	61,250
Negotiable CDs	89113W2C9	TORONTO DOMINION BANK NY	50,000,000	1.46	1.46	6/2/17	6/4/18	58,806	-	-	58,806
Negotiable CDs	78009NU46	ROYAL BANK OF CANADA NY	50,000,000	1.36	1.36	6/12/17	6/12/18	35,839	-	-	35,839
Negotiable CDs	06427KSW8	BANK OF MONTREAL CHICAGO	27,838,000	1.50	1.50	3/9/17	3/8/19	34,164	-	-	34,164
Subtotals			\$ 1,052,838,000					\$ 1,100,432	\$ -	\$ -	\$ 1,100,432
Commercial Paper	06538BT29	BANK TOKYO-MIT UFJ NY	\$ -	0.00	1.38	9/7/16	6/2/17	\$ 1,522	\$ -	\$ -	\$ 1,522
Commercial Paper	89233GT63	TOYOTA MOTOR CREDIT CORP	-	0.00	1.25	9/9/16	6/6/17	4,306	-	-	4,306
Commercial Paper	58934AT97	MERCK & CO INC	-	0.00	0.84	5/3/17	6/9/17	9,333	-	-	9,333
Commercial Paper	06538BTC7	BANK TOKYO-MIT UFJ NY	-	0.00	1.30	12/15/16	6/12/17	9,854	-	-	9,854
Commercial Paper	06538BTC7	BANK TOKYO-MIT UFJ NY	-	0.00	1.30	12/16/16	6/12/17	9,854	-	-	9,854
Commercial Paper	36960LTC9	GENERAL ELECTRIC CO	-	0.00	0.83	5/2/17	6/12/17	12,681	-	-	12,681
Commercial Paper	06538BTE3	BANK TOKYO-MIT UFJ NY	-	0.00	0.94	6/7/17	6/14/17	9,139	-	-	9,139
Commercial Paper	89233GTE6	TOYOTA MOTOR CREDIT CORP	-	0.00	1.06	2/2/17	6/14/17	7,656	-	-	7,656
Commercial Paper	06538BTF0	BANK TOKYO-MIT UFJ NY	-	0.00	1.24	12/30/16	6/15/17	11,958	-	-	11,958
Commercial Paper	06538BTF0	BANK TOKYO-MIT UFJ NY	-	0.00	1.20	1/26/17	6/15/17	11,569	-	-	11,569
Commercial Paper	06538BTF0	BANK TOKYO-MIT UFJ NY	-	0.00	0.95	6/8/17	6/15/17	9,236	-	-	9,236
Commercial Paper	36164JTF1	GE CAPITAL TREASURY LLC	-	0.00	0.91	2/1/17	6/15/17	17,694	-	-	17,694
Commercial Paper	36164JTF1	GE CAPITAL TREASURY LLC	-	0.00	0.91	2/2/17	6/15/17	17,694	-	-	17,694
Commercial Paper	89233GTF3	TOYOTA MOTOR CREDIT CORP	-	0.00	1.06	2/2/17	6/15/17	12,367	-	-	12,367
Commercial Paper	62478XTG5	MUFG UNION BANK NA	-	0.00	0.93	6/15/17	6/16/17	1,292	-	-	1,292
Commercial Paper	62478XTK6	MUFG UNION BANK NA	-	0.00	1.00	6/16/17	6/19/17	2,500	-	-	2,500
Commercial Paper	58934ATL0	MERCK & CO INC	-	0.00	0.86	5/8/17	6/20/17	11,347	-	-	11,347
Commercial Paper	06538BTN3	BANK TOKYO-MIT UFJ NY	-	0.00	1.18	6/15/17	6/22/17	11,472	-	-	11,472
Commercial Paper	62478XTN0	MUFG UNION BANK NA	-	0.00	1.01	6/21/17	6/22/17	842	-	-	842
Commercial Paper	58934ATP1	MERCK & CO INC	-	0.00	0.86	5/8/17	6/23/17	5,256	-	-	5,256
Commercial Paper	58934ATP1	MERCK & CO INC	-	0.00	0.85	5/18/17	6/23/17	9,090	-	-	9,090
Commercial Paper	62478XTP5	MUFG UNION BANK NA	-	0.00	1.01	6/22/17	6/23/17	1,122	-	-	1,122
Commercial Paper	47816FTS0	JOHNSON & JOHNSON	-	0.00	1.15	6/15/17	6/26/17	17,569	-	-	17,569
Commercial Paper	47816FTS0	JOHNSON & JOHNSON	-	0.00	1.15	6/16/17	6/26/17	5,510	-	-	5,510
Commercial Paper	89233GTS5	TOYOTA MOTOR CREDIT CORP	-	0.00	1.21	12/20/16	6/26/17	41,667	-	-	41,667
Commercial Paper	62478XTT7	MUFG UNION BANK NA	-	0.00	1.00	6/26/17	6/27/17	694	-	-	694
Commercial Paper	19416ETU1	COLGATE-PALMOLIVE CO	-	0.00	1.04	6/27/17	6/28/17	636	-	-	636
Commercial Paper	36164JTU8	GE CAPITAL TREASURY LLC	-	0.00	0.89	2/23/17	6/28/17	33,375	-	-	33,375
Commercial Paper	19416ETW7	COLGATE-PALMOLIVE CO	-	0.00	1.05	6/29/17	6/30/17	875	-	-	875
Commercial Paper	62478XTW0	MUFG UNION BANK NA	-	0.00	1.00	6/29/17	6/30/17	1,389	-	-	1,389
Commercial Paper	06538BU35	BANK TOKYO-MIT UFJ NY	25,000,000	0.00	1.16	3/20/17	7/3/17	24,167	-	-	24,167
Commercial Paper	06538BU35	BANK TOKYO-MIT UFJ NY	75,000,000	0.00	1.12	4/3/17	7/3/17	70,000	-	-	70,000
Commercial Paper	62478XU32	MUFG UNION BANK NA	50,000,000	0.00	1.00	6/30/17	7/3/17	1,389	-	-	1,389
Commercial Paper	89233GU38	TOYOTA MOTOR CREDIT CORP	25,000,000	0.00	1.02	3/6/17	7/3/17	21,250	-	-	21,250
Commercial Paper	89233GU38	TOYOTA MOTOR CREDIT CORP	50,000,000	0.00	1.05	3/3/17	7/3/17	43,750	-	-	43,750
Commercial Paper	06538BU68	BANK TOKYO-MIT UFJ NY	75,000,000	0.00	1.21	6/19/17	7/6/17	30,250	-	-	30,250
Commercial Paper	59515MU60	MICROSOFT CORP	50,000,000	0.00	0.84	5/15/17	7/6/17	35,000	-	-	35,000
Commercial Paper	36164JUA0	GE CAPITAL TREASURY LLC	50,000,000	0.00	0.97	3/27/17	7/10/17	40,417	-	-	40,417
Commercial Paper	47816FUA7	JOHNSON & JOHNSON	50,000,000	0.00	1.10	6/13/17	7/10/17	27,500	-	-	27,500
Commercial Paper	74271TUB7	PROCTER & GAMBLE CO	17,500,000	0.00	1.15	6/19/17	7/11/17	6,708	-	-	6,708
Commercial Paper	71708EUC7	PFIZER INC	21,900,000	0.00	0.96	4/11/17	7/12/17	17,520	-	-	17,520

Monthly Investment Earnings Pooled Fund

Type of Investment	CUSIP	Issuer Name	Par Value	Coupon	YTM ¹	Settle Date	Maturity Date	Earned Interest	Amort. Expense	Realized Gain/(Loss)	Earned Income /Net Earnings
Commercial Paper	06538BWJ8	BANK TOKYO-MIT UFJ NY	50,000,000	0.00	1.26	6/22/17	9/18/17	15,750	-	-	15,750
Commercial Paper	06538BXW8	BANK TOKYO-MIT UFJ NY	50,000,000	0.00	1.39	4/21/17	10/30/17	57,500	-	-	57,500
Commercial Paper	89233GZF6	TOYOTA MOTOR CREDIT CORP	50,000,000	0.00	1.33	4/7/17	12/15/17	55,000	-	-	55,000
Commercial Paper	89233GZF6	TOYOTA MOTOR CREDIT CORP	50,000,000	0.00	1.33	6/19/17	12/15/17	22,000	-	-	22,000
Commercial Paper	36164LEN5	GE CAPITAL TREASURY LLC	50,000,000	1.31	1.31	6/23/17	1/22/18	14,506	-	-	14,506
Commercial Paper	89233HC28	TOYOTA MOTOR CREDIT CORP	50,000,000	0.00	1.40	6/7/17	3/2/18	46,333	-	-	46,333
Commercial Paper	89233HCP7	TOYOTA MOTOR CREDIT CORP	50,000,000	0.00	1.47	6/26/17	3/23/18	10,069	-	-	10,069
Subtotals			\$ 839,400,000					\$ 828,610	\$ -	\$ -	\$ 828,610
Medium Term Notes	459200JD4	IBM CORP	\$ 25,000,000	1.63	1.63	2/19/16	8/18/17	\$ 33,983	\$ -	\$ -	\$ 33,983
Medium Term Notes	459200GJ4	IBM CORP	1,325,000	5.70	1.04	3/22/16	9/14/17	6,294	(5,012)	-	1,282
Medium Term Notes	911312AP1	UNITED PARCEL SERVICE	2,000,000	1.13	1.01	1/28/16	10/1/17	1,875	(185)	-	1,690
Medium Term Notes	459200HK0	IBM CORP	11,450,000	1.25	0.90	5/6/16	2/8/18	11,927	(3,248)	-	8,679
Medium Term Notes	89236TDN2	TOYOTA MOTOR CREDIT CORP	50,000,000	1.42	1.42	1/9/17	1/9/19	58,975	-	-	58,975
Subtotals			\$ 89,775,000					\$ 113,053	\$ (8,445)	\$ -	\$ 104,608
Money Market Funds	09248U718	BLACKROCK LIQ INST GOV FUND	\$ 27,801	0.70	0.70	6/30/17	7/1/17	\$ 1,357	\$ -	\$ -	\$ 1,357
Money Market Funds	31607A703	FIDELITY INST GOV FUND	176,294,704	0.75	0.75	6/30/17	7/1/17	93,600	-	-	93,600
Money Market Funds	61747C707	MORGAN STANLEY INST GOVT FUN	125,534,820	0.74	0.74	6/30/17	7/1/17	31,830	-	-	31,830
Subtotals			\$ 301,857,325					\$ 126,787	\$ -	\$ -	\$ 126,787
Supranationals	459053HB3	INTL BK RECON & DEVELOP	\$ -	0.00	0.97	6/6/17	6/19/17	\$ 4,834	\$ -	\$ -	\$ 4,834
Supranationals	459053HN7	INTL BK RECON & DEVELOP	-	0.00	0.95	6/7/17	6/30/17	28,526	-	-	28,526
Supranationals	459053HU1	INTL BK RECON & DEVELOPMENT	100,000,000	0.00	1.00	6/23/17	7/6/17	22,222	-	-	22,222
Supranationals	45905UXQ2	INTL BK RECON & DEVELOP	25,000,000	1.33	1.33	7/27/16	1/26/18	24,572	-	-	24,572
Supranationals	45950VFH4	INTL FINANCE CORP	30,000,000	1.08	1.24	11/15/16	2/2/18	26,942	2,189	-	29,131
Supranationals	45950VKP0	INTL FINANCE CORP	50,000,000	1.14	1.14	3/6/17	3/6/18	46,825	-	-	46,825
Supranationals	459058ER0	INTL BK RECON & DEVELOP	25,000,000	1.00	1.07	10/7/15	10/5/18	20,833	1,165	-	21,999
Supranationals	45905UZJ6	INTL BANK RECON & DEVELOPMEN	25,000,000	1.30	1.56	6/2/17	10/25/19	26,181	5,137	-	31,318
Supranationals	45905UJZ6	INTL BK RECON & DEVELOP	29,300,000	1.30	1.56	6/2/17	10/25/19	30,684	6,021	-	36,704
Supranationals	459058FZ1	INTL BK RECON & DEVELOP	50,000,000	1.88	1.90	3/21/17	4/21/20	78,125	1,158	-	79,283
Supranationals	4581XOCX4	INTER-AMERICAN DEVEL BK	25,000,000	1.63	1.70	4/12/17	5/12/20	33,854	1,579	-	35,433
Subtotals			\$ 359,300,000					\$ 343,598	\$ 17,249	\$ -	\$ 360,847
Grand Totals			\$ 8,566,594,149					\$ 8,780,675	\$ (120,573)	\$ 135,856	\$ 8,795,958

¹ Yield to maturity is calculated at purchase

Investment Transactions

Pooled Fund

For month ended June 30, 2017

Transaction	Settle Date	Maturity	Type of Investment	Issuer Name	CUSIP	Par Value	Coupon	YTM	Price	Interest	Transaction
Purchase	6/1/2017	7/1/2017	Money Market Funds	FIDELITY INST GOV FUND	31607A703	\$ 75,000,000	0.67	0.67	\$ 100.00	\$ -	\$ 75,000,000
Purchase	6/2/2017	7/1/2017	Money Market Funds	BLACKROCK LIQ INST GOV F	09248U718	2,764	0.70	0.70	100.00	-	2,764
Purchase	6/2/2017	7/11/2017	Federal Agencies	FED HOME LN DISCOUNT NT	313385HZ2	60,000,000	0.00	0.92	99.90	-	59,940,200
Purchase	6/2/2017	10/25/2019	Supranationals	INTL BANK RECON & DEVELO	45905UZJ6	25,000,000	1.30	1.56	99.38	33,403	24,878,403
Purchase	6/2/2017	10/25/2019	Supranationals	INTL BK RECON & DEVELOP	45905UZJ6	29,300,000	1.30	1.56	99.38	39,148	29,157,488
Purchase	6/2/2017	6/4/2018	Negotiable CDs	TORONTO DOMINION BANK NY	89113W2C9	50,000,000	1.46	1.46	100.00	-	50,000,000
Purchase	6/5/2017	6/6/2017	Federal Agencies	FED HOME LN DISCOUNT NT	313385GN0	53,830,000	0.00	0.73	100.00	-	53,828,908
Purchase	6/6/2017	6/2/2022	Federal Agencies	FEDERAL FARM CREDIT BANK	3133EHLY7	50,000,000	1.88	1.85	100.12	10,417	50,069,667
Purchase	6/6/2017	4/5/2022	Federal Agencies	FANNIE MAE	3135G0T45	25,000,000	1.88	1.81	100.29	72,917	25,145,167
Purchase	6/6/2017	6/19/2017	Supranationals	INTL BK RECON & DEVELOP	459053HB3	13,800,000	0.00	0.97	99.96	-	13,795,166
Purchase	6/7/2017	6/14/2017	Commercial Paper	BANK TOKYO-MIT UFJ NY	06538BTE3	50,000,000	0.00	0.94	99.98	-	49,990,861
Purchase	6/7/2017	6/8/2017	Federal Agencies	FED HOME LN DISCOUNT NT	313385GQ3	50,000,000	0.00	0.73	100.00	-	49,998,986
Purchase	6/7/2017	6/8/2017	Federal Agencies	FED HOME LN DISCOUNT NT	313385GQ3	108,913,000	0.00	0.73	100.00	-	108,910,792
Purchase	6/7/2017	6/9/2017	Federal Agencies	FED HOME LN DISCOUNT NT	313385GR1	19,453,000	0.00	0.74	100.00	-	19,452,200
Purchase	6/7/2017	6/30/2017	Supranationals	INTL BK RECON & DEVELOP	459053HN7	47,000,000	0.00	0.95	99.94	-	46,971,474
Purchase	6/7/2017	3/2/2018	Commercial Paper	TOYOTA MOTOR CREDIT CORP	89233HC28	50,000,000	0.00	1.40	98.97	-	49,482,611
Purchase	6/8/2017	6/15/2017	Commercial Paper	BANK TOKYO-MIT UFJ NY	06538BTF0	50,000,000	0.00	0.95	99.98	-	49,990,764
Purchase	6/8/2017	6/9/2017	Federal Agencies	FED HOME LN DISCOUNT NT	313385GR1	50,000,000	0.00	0.75	100.00	-	49,998,958
Purchase	6/8/2017	6/9/2017	Federal Agencies	FED HOME LN DISCOUNT NT	313385GR1	50,000,000	0.00	0.75	100.00	-	49,998,958
Purchase	6/8/2017	6/9/2017	Federal Agencies	FED HOME LN DISCOUNT NT	313385GR1	50,000,000	0.00	0.70	100.00	-	49,999,028
Purchase	6/9/2017	6/14/2019	Federal Agencies	FEDERAL HOME LOAN BANK	313379EE5	25,000,000	1.63	1.41	100.42	197,483	25,303,233
Purchase	6/9/2017	6/12/2017	Federal Agencies	FED HOME LN DISCOUNT NT	313385GU4	50,000,000	0.00	0.73	99.99	-	49,996,958
Purchase	6/9/2017	6/12/2017	Federal Agencies	FED HOME LN DISCOUNT NT	313385GU4	100,000,000	0.00	0.75	99.99	-	99,993,750
Purchase	6/9/2017	6/2/2022	Federal Agencies	FEDERAL FARM CREDIT BANK	3133EHLY7	50,000,000	1.88	1.88	100.00	18,229	50,015,729
Purchase	6/12/2017	6/13/2017	Federal Agencies	FED HOME LN DISCOUNT NT	313385GV2	25,000,000	0.00	0.73	100.00	-	24,999,493
Purchase	6/12/2017	6/12/2019	Federal Agencies	FEDERAL FARM CREDIT BANK	3133EHMR1	50,000,000	1.38	1.38	100.00	-	50,000,000
Purchase	6/12/2017	6/12/2020	Federal Agencies	FREDDIE MAC	3134GBTC6	50,000,000	1.71	1.71	100.00	-	50,000,000
Purchase	6/12/2017	6/12/2018	Negotiable CDs	ROYAL BANK OF CANADA NY	78009NU46	50,000,000	1.36	1.36	100.00	-	50,000,000
Purchase	6/13/2017	7/10/2017	Commercial Paper	JOHNSON & JOHNSON	47816FUA7	50,000,000	0.00	1.10	99.92	-	49,958,750
Purchase	6/14/2017	6/15/2018	U.S. Treasuries	US TREASURY	912828XF2	50,000,000	1.13	1.26	99.86	279,705	50,211,345
Purchase	6/15/2017	6/22/2017	Commercial Paper	BANK TOKYO-MIT UFJ NY	06538BTN3	50,000,000	0.00	1.18	99.98	-	49,988,528
Purchase	6/15/2017	6/16/2017	Federal Agencies	FED HOME LN DISCOUNT NT	313385GY6	50,000,000	0.00	0.85	100.00	-	49,998,819
Purchase	6/15/2017	6/16/2017	Federal Agencies	FED HOME LN DISCOUNT NT	313385GY6	50,000,000	0.00	0.85	100.00	-	49,998,819
Purchase	6/15/2017	6/15/2020	Federal Agencies	FEDERAL FARM CREDIT BANK	3133EHNK5	25,000,000	1.54	1.54	99.99	-	24,997,500
Purchase	6/15/2017	6/15/2020	Federal Agencies	FEDERAL FARM CREDIT BANK	3133EHNK5	26,900,000	1.54	1.55	99.98	-	26,894,620
Purchase	6/15/2017	6/26/2017	Commercial Paper	JOHNSON & JOHNSON	47816FTS0	50,000,000	0.00	1.15	99.96	-	49,982,431
Purchase	6/15/2017	6/16/2017	Commercial Paper	MUFG UNION BANK NA	62478XTG5	50,000,000	0.00	0.93	100.00	-	49,998,708
Purchase	6/16/2017	6/19/2017	Federal Agencies	FED HOME LN DISCOUNT NT	313385HB5	50,000,000	0.00	0.98	99.99	-	49,995,917
Purchase	6/16/2017	6/19/2017	Federal Agencies	FED HOME LN DISCOUNT NT	313385HB5	50,000,000	0.00	0.98	99.99	-	49,995,917
Purchase	6/16/2017	6/19/2017	Federal Agencies	FED HOME LN DISCOUNT NT	313385HB5	50,000,000	0.00	0.98	99.99	-	49,995,917
Purchase	6/16/2017	6/19/2017	Federal Agencies	FED HOME LN DISCOUNT NT	313385HB5	100,000,000	0.00	0.98	99.99	-	99,991,833
Purchase	6/16/2017	6/26/2017	Commercial Paper	JOHNSON & JOHNSON	47816FTS0	17,250,000	0.00	1.15	99.97	-	17,244,490
Purchase	6/16/2017	6/19/2017	Commercial Paper	MUFG UNION BANK NA	62478XTK6	30,000,000	0.00	1.00	99.99	-	29,997,500
Purchase	6/19/2017	7/6/2017	Commercial Paper	BANK TOKYO-MIT UFJ NY	06538BU68	75,000,000	0.00	1.21	99.94	-	74,957,146
Purchase	6/19/2017	6/20/2017	Federal Agencies	FED HOME LN DISCOUNT NT	313385HC3	19,165,000	0.00	0.97	100.00	-	19,164,484
Purchase	6/19/2017	6/20/2017	Federal Agencies	FED HOME LN DISCOUNT NT	313385HC3	50,000,000	0.00	0.97	100.00	-	49,998,653
Purchase	6/19/2017	6/20/2017	Federal Agencies	FED HOME LN DISCOUNT NT	313385HC3	50,000,000	0.00	0.97	100.00	-	49,998,653
Purchase	6/19/2017	6/20/2017	Federal Agencies	FED HOME LN DISCOUNT NT	313385HC3	100,000,000	0.00	0.97	100.00	-	99,997,306
Purchase	6/19/2017	7/11/2017	Commercial Paper	PROCTER & GAMBLE CO	74271TUB7	17,500,000	0.00	1.15	99.93	-	17,487,701
Purchase	6/19/2017	12/15/2017	Commercial Paper	TOYOTA MOTOR CREDIT CORP	89233GZF6	50,000,000	0.00	1.33	99.34	-	49,671,833
Purchase	6/20/2017	6/21/2017	Federal Agencies	FED HOME LN DISCOUNT NT	313385HD1	50,000,000	0.00	1.00	100.00	-	49,998,611
Purchase	6/20/2017	6/21/2017	Federal Agencies	FED HOME LN DISCOUNT NT	313385HD1	50,000,000	0.00	1.00	100.00	-	49,998,611

Investment Transactions

Pooled Fund

Transaction	Settle Date	Maturity	Type of Investment	Issuer Name	CUSIP	Par Value	Coupon	YTM	Price	Interest	Transaction
Purchase	6/20/2017	5/31/2019	U.S. Treasuries	US TREASURY	912828XS4	50,000,000	1.25	1.36	99.79	34,153	49,930,637
Purchase	6/20/2017	6/15/2020	U.S. Treasuries	US TREASURY	912828XU9	50,000,000	1.50	1.51	99.96	10,246	49,992,668
Purchase	6/21/2017	6/22/2017	Federal Agencies	FED HOME LN DISCOUNT NT	313385HE9	50,000,000	0.00	1.00	100.00	-	49,998,611
Purchase	6/21/2017	6/22/2017	Federal Agencies	FED HOME LN DISCOUNT NT	313385HE9	50,000,000	0.00	1.00	100.00	-	49,998,611
Purchase	6/21/2017	6/22/2017	Federal Agencies	FED HOME LN DISCOUNT NT	313385HE9	50,000,000	0.00	1.00	100.00	-	49,998,611
Purchase	6/21/2017	6/22/2017	Commercial Paper	MUFG UNION BANK NA	62478XTN0	30,000,000	0.00	1.01	100.00	-	29,999,158
Purchase	6/22/2017	9/18/2017	Commercial Paper	BANK TOKYO-MIT UFJ NY	06538BWJ8	50,000,000	0.00	1.26	99.69	-	49,846,000
Purchase	6/22/2017	6/23/2017	Federal Agencies	FED HOME LN DISCOUNT NT	313385HF6	50,000,000	0.00	1.00	100.00	-	49,998,611
Purchase	6/22/2017	6/23/2017	Federal Agencies	FED HOME LN DISCOUNT NT	313385HF6	200,000,000	0.00	1.00	100.00	-	199,994,444
Purchase	6/22/2017	6/22/2020	Federal Agencies	FREDDIE MAC	3134GBST0	14,675,000	1.65	1.65	100.00	-	14,675,000
Purchase	6/22/2017	6/23/2017	Commercial Paper	MUFG UNION BANK NA	62478XTP5	40,000,000	0.00	1.01	100.00	-	39,998,878
Purchase	6/23/2017	6/26/2017	Federal Agencies	FED FARM CRD DISCOUNT NT	313313HJ0	50,000,000	0.00	0.97	99.99	-	49,995,958
Purchase	6/23/2017	6/26/2017	Federal Agencies	FED HOME LN DISCOUNT NT	313385HJ8	40,000,000	0.00	1.00	99.99	-	39,996,667
Purchase	6/23/2017	6/26/2017	Federal Agencies	FED HOME LN DISCOUNT NT	313385HJ8	100,000,000	0.00	0.97	99.99	-	99,991,917
Purchase	6/23/2017	7/6/2017	Federal Agencies	FED HOME LN DISCOUNT NT	313385HU3	100,000,000	0.00	0.95	99.97	-	99,965,694
Purchase	6/23/2017	1/22/2018	Commercial Paper	GE CAPITAL TREASURY LLC	36164LEN5	50,000,000	1.31	1.31	100.00	-	50,000,000
Purchase	6/23/2017	7/6/2017	Supranationals	INTL BK RECON & DEVELOPM	459053HU1	100,000,000	0.00	1.00	99.96	-	99,963,889
Purchase	6/26/2017	6/27/2017	Federal Agencies	FED HOME LN DISCOUNT NT	313385HK5	100,000,000	0.00	0.97	100.00	-	99,997,306
Purchase	6/26/2017	6/27/2017	Federal Agencies	FED HOME LN DISCOUNT NT	313385HK5	100,000,000	0.00	0.97	100.00	-	99,997,306
Purchase	6/26/2017	6/27/2017	Commercial Paper	MUFG UNION BANK NA	62478XTT7	25,000,000	0.00	1.00	100.00	-	24,999,306
Purchase	6/26/2017	12/22/2017	Negotiable CDs	ROYAL BANK OF CANADA NY	78009NV37	50,000,000	1.33	1.33	100.00	-	50,000,000
Purchase	6/26/2017	3/23/2018	Commercial Paper	TOYOTA MOTOR CREDIT CORP	89233HCP7	50,000,000	0.00	1.47	98.91	-	49,456,250
Purchase	6/27/2017	6/28/2017	Commercial Paper	COLGATE-PALMOLIVE CO	19416ETU1	22,000,000	0.00	1.04	100.00	-	21,999,364
Purchase	6/27/2017	6/28/2017	Federal Agencies	FED HOME LN DISCOUNT NT	313385HL3	150,000,000	0.00	0.95	100.00	-	149,996,042
Purchase	6/27/2017	2/28/2020	Federal Agencies	FREDDIE MAC	3134GA3W2	14,900,000	2.00	1.95	100.13	98,506	15,017,963
Purchase	6/28/2017	6/29/2017	Federal Agencies	FED HOME LN DISCOUNT NT	313385HM1	150,000,000	0.00	0.90	100.00	-	149,996,250
Purchase	6/29/2017	10/2/2017	Negotiable CDs	BANK OF MONTREAL CHICAGO	06371ECR6	50,000,000	1.31	1.31	100.00	-	50,000,000
Purchase	6/29/2017	6/30/2017	Commercial Paper	COLGATE-PALMOLIVE CO	19416ETW7	30,000,000	0.00	1.05	100.00	-	29,999,125
Purchase	6/29/2017	6/30/2017	Federal Agencies	FED HOME LN DISCOUNT NT	313385HN9	40,000,000	0.00	0.90	100.00	-	39,999,000
Purchase	6/29/2017	6/29/2020	Federal Agencies	FREDDIE MAC	3134GBTX0	50,000,000	1.75	1.76	99.98	-	49,990,000
Purchase	6/29/2017	6/30/2017	Commercial Paper	MUFG UNION BANK NA	62478XTW0	50,000,000	0.00	1.00	100.00	-	49,998,611
Purchase	6/30/2017	7/1/2017	Money Market Funds	FIDELITY INST GOV FUND	31607A703	93,600	0.75	0.75	100.00	-	93,600
Purchase	6/30/2017	7/1/2017	Money Market Funds	FIDELITY INST GOV FUND	31607A703	100,000,000	0.75	0.75	100.00	-	100,000,000
Purchase	6/30/2017	7/1/2017	Money Market Funds	MORGAN STANLEY INST GOVT	61747C707	31,830	0.74	0.74	100.00	-	31,830
Purchase	6/30/2017	7/1/2017	Money Market Funds	MORGAN STANLEY INST GOVT	61747C707	100,000,000	0.74	0.74	100.00	-	100,000,000
Purchase	6/30/2017	7/3/2017	Commercial Paper	MUFG UNION BANK NA	62478XU32	50,000,000	0.00	1.00	99.99	-	49,995,833
Subtotals						\$4,674,814,193	0.31	1.05	\$ 99.95	\$ 794,205	\$4,673,358,789
Sale	6/14/2017	7/1/2017	Money Market Funds	FIDELITY INST GOV FUND	31607A703	\$ 50,000,000	0.75	0.75	\$ 100.00	\$ -	\$ 50,000,000
Sale	6/15/2017	7/1/2017	Money Market Funds	BLACKROCK LIQ INST GOV F	09248U718	5,000,000	0.70	0.70	100.00	-	5,000,000
Sale	6/15/2017	7/1/2017	Money Market Funds	MORGAN STANLEY INST GOVT	61747C707	50,000,000	0.74	0.74	100.00	-	50,000,000
Sale	6/16/2017	7/1/2017	Money Market Funds	FIDELITY INST GOV FUND	31607A703	100,000,000	0.75	0.75	100.00	-	100,000,000
Sale	6/23/2017	6/29/2017	U.S. Treasuries	TREASURY BILL	912796LF4	50,000,000	0.00	0.78	99.99	-	49,993,725
Sale	6/23/2017	6/29/2017	U.S. Treasuries	TREASURY BILL	912796LF4	100,000,000	0.00	0.78	99.99	-	99,987,433
Sale	6/23/2017	6/29/2017	U.S. Treasuries	TREASURY BILL	912796LF4	100,000,000	0.00	0.78	99.99	-	99,987,667
Sale	6/28/2017	7/13/2017	U.S. Treasuries	TREASURY BILL	912796LK3	75,000,000	0.00	0.83	99.97	-	74,974,375
Subtotals						\$ 530,000,000	0.29	0.78	\$ 99.99	\$ -	\$ 529,943,200

Investment Transactions

Pooled Fund

Transaction	Settle Date	Maturity	Type of Investment	Issuer Name	CUSIP	Par Value	Coupon	YTM	Price	Interest	Transaction
Call	6/7/2017	6/7/2019	Federal Agencies	FREDDIE MAC	3134G9LF2	\$ 75,000,000	0.75	0.75	100.00	\$ -	\$ 75,000,000
Call	6/7/2017	6/7/2019	Federal Agencies	FANNIE MAE	3136G3NK7	25,000,000	1.00	1.01	100.00	-	25,000,000
Call	6/7/2017	6/7/2019	Federal Agencies	FANNIE MAE	3136G3NM3	50,000,000	0.75	0.75	100.00	-	50,000,000
Call	6/14/2017	6/14/2019	Federal Agencies	FREDDIE MAC	3134G9QN0	12,500,000	0.88	0.88	100.00	-	12,500,000
Call	6/22/2017	6/22/2018	Federal Agencies	FREDDIE MAC	3134G9RZ2	8,950,000	1.00	1.00	100.00	-	8,950,000
Subtotals						\$ 171,450,000	0.81	0.81	\$ -	\$ -	\$ 171,450,000
Maturity	6/1/2017	6/1/2017	Negotiable CDs	BANK OF MONTREAL CHICAGO	06427KWX1	\$ 50,000,000	1.02	1.02	100.00	\$ 72,250	\$ 50,072,250
Maturity	6/1/2017	6/1/2017	Federal Agencies	FANNIE DISCOUNT NOTE	313589GH0	50,000,000	0.00	0.70	100.00	-	50,000,000
Maturity	6/1/2017	6/1/2017	Negotiable CDs	TORONTO DOMINION BANK NY	89113WM60	25,000,000	0.98	0.98	100.00	34,028	25,034,028
Maturity	6/2/2017	6/2/2017	Commercial Paper	BANK TOKYO-MIT UFJ NY	06538BT29	40,000,000	0.00	1.38	100.00	-	40,000,000
Maturity	6/2/2017	6/2/2017	Federal Agencies	FED HOME LN DISCOUNT NT	313385GJ9	50,000,000	0.00	0.73	100.00	-	50,000,000
Maturity	6/5/2017	6/5/2017	Federal Agencies	FARMER MAC	31315PZQ5	9,000,000	1.11	0.80	100.00	49,950	9,049,950
Maturity	6/5/2017	6/5/2017	Federal Agencies	FED HOME LN DISCOUNT NT	313385GM2	50,000,000	0.00	0.56	100.00	-	50,000,000
Maturity	6/6/2017	6/6/2017	Federal Agencies	FED HOME LN DISCOUNT NT	313385GN0	53,830,000	0.00	0.73	100.00	-	53,830,000
Maturity	6/6/2017	6/6/2017	Commercial Paper	TOYOTA MOTOR CREDIT CORP	89233GT63	25,000,000	0.00	1.25	100.00	-	25,000,000
Maturity	6/8/2017	6/8/2017	Federal Agencies	FED HOME LN DISCOUNT NT	313385GQ3	50,000,000	0.00	0.73	100.00	-	50,000,000
Maturity	6/8/2017	6/8/2017	Federal Agencies	FED HOME LN DISCOUNT NT	313385GQ3	55,000,000	0.00	0.73	100.00	-	55,000,000
Maturity	6/8/2017	6/8/2017	Federal Agencies	FED HOME LN DISCOUNT NT	313385GQ3	108,913,000	0.00	0.73	100.00	-	108,913,000
Maturity	6/9/2017	6/9/2017	Federal Agencies	FEDERAL HOME LOAN BANK	313379FW4	12,000,000	1.00	0.93	100.00	60,000	12,060,000
Maturity	6/9/2017	6/9/2017	Federal Agencies	FEDERAL HOME LOAN BANK	313379FW4	20,600,000	1.00	1.02	100.00	103,000	20,703,000
Maturity	6/9/2017	6/9/2017	Federal Agencies	FED HOME LN DISCOUNT NT	313385GR1	19,453,000	0.00	0.74	100.00	-	19,453,000
Maturity	6/9/2017	6/9/2017	Federal Agencies	FED HOME LN DISCOUNT NT	313385GR1	50,000,000	0.00	0.75	100.00	-	50,000,000
Maturity	6/9/2017	6/9/2017	Federal Agencies	FED HOME LN DISCOUNT NT	313385GR1	50,000,000	0.00	0.75	100.00	-	50,000,000
Maturity	6/9/2017	6/9/2017	Federal Agencies	FED HOME LN DISCOUNT NT	313385GR1	50,000,000	0.00	0.70	100.00	-	50,000,000
Maturity	6/9/2017	6/9/2017	Commercial Paper	MERCK & CO INC	58934AT97	50,000,000	0.00	0.84	100.00	-	50,000,000
Maturity	6/12/2017	6/12/2017	Commercial Paper	BANK TOKYO-MIT UFJ NY	06538BTC7	25,000,000	0.00	1.30	100.00	-	25,000,000
Maturity	6/12/2017	6/12/2017	Commercial Paper	BANK TOKYO-MIT UFJ NY	06538BTC7	25,000,000	0.00	1.30	100.00	-	25,000,000
Maturity	6/12/2017	6/12/2017	Federal Agencies	FED HOME LN DISCOUNT NT	313385GU4	50,000,000	0.00	0.73	100.00	-	50,000,000
Maturity	6/12/2017	6/12/2017	Federal Agencies	FED HOME LN DISCOUNT NT	313385GU4	100,000,000	0.00	0.75	100.00	-	100,000,000
Maturity	6/12/2017	6/12/2017	Commercial Paper	GENERAL ELECTRIC CO	36960LTC9	50,000,000	0.00	0.83	100.00	-	50,000,000
Maturity	6/13/2017	6/13/2017	Federal Agencies	FED HOME LN DISCOUNT NT	313385GV2	25,000,000	0.00	0.73	100.00	-	25,000,000
Maturity	6/14/2017	6/14/2017	Commercial Paper	BANK TOKYO-MIT UFJ NY	06538BTE3	50,000,000	0.00	0.94	100.00	-	50,000,000
Maturity	6/14/2017	6/14/2017	Commercial Paper	TOYOTA MOTOR CREDIT CORP	89233GTE6	20,000,000	0.00	1.06	100.00	-	20,000,000
Maturity	6/15/2017	6/15/2017	Negotiable CDs	BANK OF MONTREAL CHICAGO	06427KLG0	50,000,000	1.20	1.20	100.00	296,667	50,296,667
Maturity	6/15/2017	6/15/2017	Commercial Paper	BANK TOKYO-MIT UFJ NY	06538BTF0	25,000,000	0.00	1.24	100.00	-	25,000,000
Maturity	6/15/2017	6/15/2017	Commercial Paper	BANK TOKYO-MIT UFJ NY	06538BTF0	25,000,000	0.00	1.20	100.00	-	25,000,000
Maturity	6/15/2017	6/15/2017	Commercial Paper	BANK TOKYO-MIT UFJ NY	06538BTF0	50,000,000	0.00	0.95	100.00	-	50,000,000
Maturity	6/15/2017	6/15/2017	Federal Agencies	FEDERAL HOME LOAN BANK	3130A3SL9	25,000,000	0.95	1.02	100.00	118,750	25,118,750
Maturity	6/15/2017	6/15/2017	Commercial Paper	GE CAPITAL TREASURY LLC	36164JTF1	50,000,000	0.00	0.91	100.00	-	50,000,000
Maturity	6/15/2017	6/15/2017	Commercial Paper	GE CAPITAL TREASURY LLC	36164JTF1	50,000,000	0.00	0.91	100.00	-	50,000,000
Maturity	6/15/2017	6/15/2017	Negotiable CDs	TORONTO DOMINION BANK NY	89113WJJ6	40,000,000	1.32	1.32	100.00	409,200	40,409,200
Maturity	6/15/2017	6/15/2017	Commercial Paper	TOYOTA MOTOR CREDIT CORP	89233GTF3	30,000,000	0.00	1.06	100.00	-	30,000,000
Maturity	6/15/2017	6/15/2017	U.S. Treasuries	TREASURY BILL	912796LE7	25,000,000	0.00	0.73	100.00	-	25,000,000
Maturity	6/15/2017	6/15/2017	U.S. Treasuries	TREASURY BILL	912796LE7	175,000,000	0.00	0.78	100.00	-	175,000,000
Maturity	6/15/2017	6/15/2017	U.S. Treasuries	US TSY NT	912828WP1	50,000,000	0.88	0.55	100.00	218,750	50,218,750
Maturity	6/16/2017	6/16/2017	Federal Agencies	FED HOME LN DISCOUNT NT	313385GY6	50,000,000	0.00	0.85	100.00	-	50,000,000
Maturity	6/16/2017	6/16/2017	Federal Agencies	FED HOME LN DISCOUNT NT	313385GY6	50,000,000	0.00	0.85	100.00	-	50,000,000
Maturity	6/16/2017	6/16/2017	Commercial Paper	MUFG UNION BANK NA	62478XTG5	50,000,000	0.00	0.93	100.00	-	50,000,000
Maturity	6/19/2017	6/19/2017	Federal Agencies	FED HOME LN DISCOUNT NT	313385HB5	50,000,000	0.00	0.98	100.00	-	50,000,000
Maturity	6/19/2017	6/19/2017	Federal Agencies	FED HOME LN DISCOUNT NT	313385HB5	50,000,000	0.00	0.98	100.00	-	50,000,000
Maturity	6/19/2017	6/19/2017	Federal Agencies	FED HOME LN DISCOUNT NT	313385HB5	50,000,000	0.00	0.98	100.00	-	50,000,000

Investment Transactions

Pooled Fund

Transaction	Settle Date	Maturity	Type of Investment	Issuer Name	CUSIP	Par Value	Coupon	YTM	Price	Interest	Transaction
Maturity	6/19/2017	6/19/2017	Federal Agencies	FED HOME LN DISCOUNT NT	313385HB5	100,000,000	0.00	0.98	100.00	-	100,000,000
Maturity	6/19/2017	6/19/2017	Federal Agencies	FEDERAL FARM CREDIT BANK	3133EAUW6	50,000,000	1.12	1.12	100.00	143,569	50,143,569
Maturity	6/19/2017	6/19/2017	Supranationals	INTL BK RECON & DEVELOP	459053HB3	13,800,000	0.00	0.97	100.00	-	13,800,000
Maturity	6/19/2017	6/19/2017	Commercial Paper	MUFG UNION BANK NA	62478XTK6	30,000,000	0.00	1.00	100.00	-	30,000,000
Maturity	6/20/2017	6/20/2017	Federal Agencies	FED HOME LN DISCOUNT NT	313385HC3	19,165,000	0.00	0.97	100.00	-	19,165,000
Maturity	6/20/2017	6/20/2017	Federal Agencies	FED HOME LN DISCOUNT NT	313385HC3	50,000,000	0.00	0.97	100.00	-	50,000,000
Maturity	6/20/2017	6/20/2017	Federal Agencies	FED HOME LN DISCOUNT NT	313385HC3	50,000,000	0.00	0.97	100.00	-	50,000,000
Maturity	6/20/2017	6/20/2017	Federal Agencies	FED HOME LN DISCOUNT NT	313385HC3	100,000,000	0.00	0.97	100.00	-	100,000,000
Maturity	6/20/2017	6/20/2017	Commercial Paper	MERCK & CO INC	58934ATL0	25,000,000	0.00	0.86	100.00	-	25,000,000
Maturity	6/21/2017	6/21/2017	Federal Agencies	FED HOME LN DISCOUNT NT	313385HD1	50,000,000	0.00	1.00	100.00	-	50,000,000
Maturity	6/21/2017	6/21/2017	Federal Agencies	FED HOME LN DISCOUNT NT	313385HD1	50,000,000	0.00	1.00	100.00	-	50,000,000
Maturity	6/22/2017	6/22/2017	Commercial Paper	BANK TOKYO-MIT UFJ NY	06538BTN3	50,000,000	0.00	1.18	100.00	-	50,000,000
Maturity	6/22/2017	6/22/2017	Federal Agencies	FED HOME LN DISCOUNT NT	313385HE9	50,000,000	0.00	1.00	100.00	-	50,000,000
Maturity	6/22/2017	6/22/2017	Federal Agencies	FED HOME LN DISCOUNT NT	313385HE9	50,000,000	0.00	1.00	100.00	-	50,000,000
Maturity	6/22/2017	6/22/2017	Federal Agencies	FED HOME LN DISCOUNT NT	313385HE9	50,000,000	0.00	1.00	100.00	-	50,000,000
Maturity	6/22/2017	6/22/2017	Commercial Paper	MUFG UNION BANK NA	62478XTN0	30,000,000	0.00	1.01	100.00	-	30,000,000
Maturity	6/22/2017	6/22/2017	U.S. Treasuries	TREASURY BILL	912796JX8	125,000,000	0.00	0.76	100.00	-	125,000,000
Maturity	6/23/2017	6/23/2017	Federal Agencies	FED HOME LN DISCOUNT NT	313385HF6	50,000,000	0.00	1.00	100.00	-	50,000,000
Maturity	6/23/2017	6/23/2017	Federal Agencies	FED HOME LN DISCOUNT NT	313385HF6	200,000,000	0.00	1.00	100.00	-	200,000,000
Maturity	6/23/2017	6/23/2017	Commercial Paper	MERCK & CO INC	58934ATP1	10,000,000	0.00	0.86	100.00	-	10,000,000
Maturity	6/23/2017	6/23/2017	Commercial Paper	MERCK & CO INC	58934ATP1	17,500,000	0.00	0.85	100.00	-	17,500,000
Maturity	6/23/2017	6/23/2017	Commercial Paper	MUFG UNION BANK NA	62478XTP5	40,000,000	0.00	1.01	100.00	-	40,000,000
Maturity	6/26/2017	6/26/2017	Federal Agencies	FED FARM CRD DISCOUNT NT	313313HJ0	50,000,000	0.00	0.97	100.00	-	50,000,000
Maturity	6/26/2017	6/26/2017	Federal Agencies	FED HOME LN DISCOUNT NT	313385HJ8	17,435,000	0.00	0.80	100.00	-	17,435,000
Maturity	6/26/2017	6/26/2017	Federal Agencies	FED HOME LN DISCOUNT NT	313385HJ8	25,000,000	0.00	0.79	100.00	-	25,000,000
Maturity	6/26/2017	6/26/2017	Federal Agencies	FED HOME LN DISCOUNT NT	313385HJ8	40,000,000	0.00	1.00	100.00	-	40,000,000
Maturity	6/26/2017	6/26/2017	Federal Agencies	FED HOME LN DISCOUNT NT	313385HJ8	100,000,000	0.00	0.97	100.00	-	100,000,000
Maturity	6/26/2017	6/26/2017	Federal Agencies	FEDERAL FARM CREDIT BANK	3133EEGH7	8,400,000	0.93	0.94	100.00	39,060	8,439,060
Maturity	6/26/2017	6/26/2017	Commercial Paper	JOHNSON & JOHNSON	47816FTS0	17,250,000	0.00	1.15	100.00	-	17,250,000
Maturity	6/26/2017	6/26/2017	Commercial Paper	JOHNSON & JOHNSON	47816FTS0	50,000,000	0.00	1.15	100.00	-	50,000,000
Maturity	6/26/2017	6/26/2017	Commercial Paper	TOYOTA MOTOR CREDIT CORP	89233GTS5	50,000,000	0.00	1.21	100.00	-	50,000,000
Maturity	6/27/2017	6/27/2017	Federal Agencies	FED HOME LN DISCOUNT NT	313385HK5	100,000,000	0.00	0.97	100.00	-	100,000,000
Maturity	6/27/2017	6/27/2017	Federal Agencies	FED HOME LN DISCOUNT NT	313385HK5	100,000,000	0.00	0.97	100.00	-	100,000,000
Maturity	6/27/2017	6/27/2017	Commercial Paper	MUFG UNION BANK NA	62478XTT7	25,000,000	0.00	1.00	100.00	-	25,000,000
Maturity	6/27/2017	6/27/2017	Public Time Deposits	UMPQUA BANK	PP7C0E3S1	240,000	0.79	0.79	100.00	462	240,462
Maturity	6/28/2017	6/28/2017	Commercial Paper	COLGATE-PALMOLIVE CO	19416ETU1	22,000,000	0.00	1.04	100.00	-	22,000,000
Maturity	6/28/2017	6/28/2017	Federal Agencies	FED HOME LN DISCOUNT NT	313385HL3	150,000,000	0.00	0.95	100.00	-	150,000,000
Maturity	6/28/2017	6/28/2017	Commercial Paper	GE CAPITAL TREASURY LLC	36164JTU8	50,000,000	0.00	0.89	100.00	-	50,000,000
Maturity	6/29/2017	6/29/2017	Federal Agencies	FED HOME LN DISCOUNT NT	313385HM1	150,000,000	0.00	0.90	100.00	-	150,000,000
Maturity	6/29/2017	6/29/2017	Federal Agencies	FREDDIE MAC	3137EADH9	15,000,000	1.00	0.78	100.00	75,000	15,075,000
Maturity	6/29/2017	6/29/2017	Federal Agencies	FREDDIE MAC	3137EADH9	25,000,000	1.00	1.10	100.00	125,000	25,125,000
Maturity	6/29/2017	6/29/2017	U.S. Treasuries	TREASURY BILL	912796LF4	50,000,000	0.00	0.78	100.00	-	50,000,000
Maturity	6/30/2017	6/30/2017	Commercial Paper	COLGATE-PALMOLIVE CO	19416ETW7	30,000,000	0.00	1.05	100.00	-	30,000,000
Maturity	6/30/2017	6/30/2017	Federal Agencies	FED HOME LN DISCOUNT NT	313385HN9	40,000,000	0.00	0.90	100.00	-	40,000,000
Maturity	6/30/2017	6/30/2017	Federal Agencies	FED HOME LN DISCOUNT NT	313385HN9	50,000,000	0.00	0.83	100.00	-	50,000,000
Maturity	6/30/2017	6/30/2017	Federal Agencies	FREDDIE MAC	3134G5W50	50,000,000	1.00	1.00	100.00	250,000	50,250,000
Maturity	6/30/2017	6/30/2017	Supranationals	INTL BK RECON & DEVELOP	459053HN7	47,000,000	0.00	0.95	100.00	-	47,000,000
Maturity	6/30/2017	6/30/2017	Commercial Paper	MUFG UNION BANK NA	62478XTW0	50,000,000	0.00	1.00	100.00	-	50,000,000
Subtotals						\$4,581,586,000	0.10	0.93	\$ -	\$ 1,995,686	\$4,583,581,686

Investment Transactions

Pooled Fund

Transaction	Settle Date	Maturity	Type of Investment	Issuer Name	CUSIP	Par Value	Coupon	YTM	Price	Interest	Transaction
Interest	6/1/2017	6/1/2018	State/Local Agencies	LOUISIANA ST CITIZENS PR	546456CY8	\$ 4,500,000	6.13	1.30	0.00	0.00	\$ 137,813
Interest	6/2/2017	6/2/2020	Federal Agencies	FARMER MAC	3132X0AT8	41,000,000	1.14	1.14	0.00	0.00	40,072
Interest	6/2/2017	11/2/2020	Federal Agencies	FARMER MAC	3132X0KR1	25,000,000	1.20	1.20	0.00	0.00	25,726
Interest	6/2/2017	2/2/2018	Federal Agencies	FEDERAL FARM CREDIT BANK	3133EEMH0	4,000,000	1.05	1.06	0.00	0.00	3,599
Interest	6/2/2017	2/2/2018	Federal Agencies	FEDERAL FARM CREDIT BANK	3133EEMH0	35,000,000	1.05	1.13	0.00	0.00	31,495
Interest	6/2/2017	1/2/2019	Federal Agencies	FEDERAL FARM CREDIT BANK	3133EGDM4	25,000,000	1.16	1.16	0.00	0.00	24,865
Interest	6/2/2017	12/2/2019	Federal Agencies	FEDERAL FARM CREDIT BANK	3133EGN43	50,000,000	1.16	1.16	0.00	0.00	49,729
Interest	6/2/2017	2/2/2018	Supranationals	INTL FINANCE CORP	45950VFFH4	30,000,000	1.01	1.15	0.00	0.00	26,100
Interest	6/3/2017	2/3/2021	Federal Agencies	FARMER MAC	3132X0NQ0	50,000,000	1.12	1.12	0.00	0.00	48,007
Interest	6/3/2017	1/3/2020	Federal Agencies	FARMER MAC	3132X0PG0	50,000,000	1.07	1.07	0.00	0.00	45,854
Interest	6/3/2017	5/3/2018	Federal Agencies	FEDERAL FARM CREDIT BANK	3133EEU40	69,000,000	1.04	1.04	0.00	0.00	61,496
Interest	6/3/2017	1/3/2019	Federal Agencies	FEDERAL FARM CREDIT BANK	3133EG2V6	25,000,000	1.05	1.05	0.00	0.00	22,497
Interest	6/5/2017	2/5/2018	Federal Agencies	FEDERAL FARM CREDIT BANK	3133EEAN0	25,000,000	1.03	1.03	0.00	0.00	22,210
Interest	6/5/2017	2/5/2018	Federal Agencies	FEDERAL FARM CREDIT BANK	3133EEAN0	25,000,000	1.03	1.08	0.00	0.00	22,210
Interest	6/5/2017	2/5/2018	Federal Agencies	FEDERAL FARM CREDIT BANK	3133EEAN0	50,000,000	1.03	1.08	0.00	0.00	44,419
Interest	6/5/2017	10/5/2017	Federal Agencies	FANNIE MAE	3135G0F57	25,000,000	1.00	1.07	0.00	0.00	21,564
Interest	6/5/2017	7/3/2017	Negotiable CDs	ROYAL BANK OF CANADA NY	78009NP26	50,000,000	1.38	1.38	0.00	0.00	63,021
Interest	6/6/2017	3/6/2018	Supranationals	INTL FINANCE CORP	45950VKP0	50,000,000	1.04	1.04	0.00	0.00	42,000
Interest	6/6/2017	12/6/2017	Negotiable CDs	TORONTO DOMINION BANK NY	89113WQN9	50,000,000	1.40	1.40	0.00	0.00	178,889
Interest	6/7/2017	6/7/2019	Federal Agencies	FREDDIE MAC	3134G9LF2	75,000,000	0.75	0.75	0.00	0.00	281,250
Interest	6/7/2017	6/7/2019	Federal Agencies	FANNIE MAE	3136G3NK7	25,000,000	1.00	1.01	0.00	0.00	125,000
Interest	6/7/2017	6/7/2019	Federal Agencies	FANNIE MAE	3136G3NM3	50,000,000	0.75	0.75	0.00	0.00	187,500
Interest	6/8/2017	12/8/2017	Negotiable CDs	BANK OF MONTREAL CHICAGO	06427KJV0	50,000,000	1.41	1.41	0.00	0.00	179,684
Interest	6/8/2017	3/8/2019	Negotiable CDs	BANK OF MONTREAL CHICAGO	06427KSW8	27,838,000	1.39	1.39	0.00	0.00	97,546
Interest	6/8/2017	12/8/2017	Federal Agencies	FEDERAL HOME LOAN BANK	3130A3HF4	25,000,000	1.25	1.43	0.00	0.00	140,625
Interest	6/8/2017	6/8/2018	Federal Agencies	FEDERAL FARM CREDIT BANK	3133EFCT2	25,000,000	1.05	1.05	0.00	0.00	22,556
Interest	6/8/2017	6/8/2018	Federal Agencies	FEDERAL FARM CREDIT BANK	3133EFCT2	50,000,000	1.05	1.05	0.00	0.00	45,113
Interest	6/8/2017	12/8/2021	Federal Agencies	FEDERAL FARM CREDIT BANK	3133EGS97	25,000,000	1.26	1.26	0.00	0.00	27,185
Interest	6/8/2017	12/8/2021	Federal Agencies	FEDERAL FARM CREDIT BANK	3133EGS97	25,000,000	1.26	1.26	0.00	0.00	27,185
Interest	6/8/2017	12/8/2017	Negotiable CDs	ROYAL BANK OF CANADA NY	78009NL61	50,000,000	1.41	1.41	0.00	0.00	179,684
Interest	6/9/2017	2/9/2018	Federal Agencies	FEDERAL FARM CREDIT BANK	3133EFNK9	25,000,000	1.07	1.10	0.00	0.00	23,130
Interest	6/9/2017	8/9/2019	Federal Agencies	FEDERAL FARM CREDIT BANK	3133EGED3	25,000,000	1.18	1.18	0.00	0.00	25,391
Interest	6/9/2017	8/9/2019	Federal Agencies	FEDERAL FARM CREDIT BANK	3133EGED3	25,000,000	1.18	1.18	0.00	0.00	25,391
Interest	6/10/2017	2/10/2020	Federal Agencies	FEDERAL FARM CREDIT BANK	3133EG6Y6	25,000,000	1.04	1.04	0.00	0.00	22,477
Interest	6/10/2017	2/10/2020	Federal Agencies	FEDERAL FARM CREDIT BANK	3133EG6Y6	25,000,000	1.04	1.04	0.00	0.00	22,477
Interest	6/11/2017	6/11/2018	Federal Agencies	FEDERAL FARM CREDIT BANK	3133EEW48	50,000,000	1.03	1.04	0.00	0.00	44,501
Interest	6/13/2017	11/13/2017	Federal Agencies	FEDERAL FARM CREDIT BANK	3133EEBR0	25,000,000	1.02	1.11	0.00	0.00	21,939
Interest	6/14/2017	12/14/2018	Federal Agencies	FEDERAL HOME LOAN BANK	313376BR5	15,000,000	1.75	1.31	0.00	0.00	131,250
Interest	6/14/2017	6/14/2019	Federal Agencies	FEDERAL HOME LOAN BANK	313379EE5	25,000,000	1.63	1.41	0.00	0.00	203,125
Interest	6/14/2017	6/14/2018	Federal Agencies	FEDERAL FARM CREDIT BANK	3133EFSH1	25,000,000	1.17	1.25	0.00	0.00	146,250
Interest	6/14/2017	6/14/2019	Federal Agencies	FREDDIE MAC	3134G9QN0	12,500,000	0.88	0.88	0.00	0.00	54,688
Interest	6/14/2017	6/14/2019	Federal Agencies	FREDDIE MAC	3134G9QW0	50,000,000	1.28	1.28	0.00	0.00	320,000
Interest	6/15/2017	12/15/2017	Federal Agencies	FREDDIE MAC	3137EADX4	25,000,000	1.00	1.06	0.00	0.00	125,000
Interest	6/15/2017	6/15/2018	U.S. Treasuries	US TREASURY	912828XF2	50,000,000	1.13	1.26	0.00	0.00	281,250
Interest	6/16/2017	10/16/2017	Negotiable CDs	BANK OF MONTREAL CHICAGO	06427KW29	50,000,000	1.14	1.14	0.00	0.00	49,188
Interest	6/16/2017	4/16/2018	Federal Agencies	FEDERAL FARM CREDIT BANK	3133EEZC7	50,000,000	1.04	1.06	0.00	0.00	44,883
Interest	6/16/2017	8/16/2017	Federal Agencies	FANNIE MAE	3135G0F24	25,000,000	1.00	1.08	0.00	0.00	21,580
Interest	6/17/2017	10/17/2018	Federal Agencies	FEDERAL FARM CREDIT BANK	3133EGFK6	25,000,000	1.13	1.13	0.00	0.00	24,343
Interest	6/17/2017	10/17/2018	Federal Agencies	FEDERAL FARM CREDIT BANK	3133EGFK6	25,000,000	1.13	1.13	0.00	0.00	24,343
Interest	6/18/2017	12/18/2017	Federal Agencies	FEDERAL FARM CREDIT BANK	3133EEFE5	50,000,000	1.13	1.18	0.00	0.00	281,250
Interest	6/19/2017	3/19/2019	Federal Agencies	FARMER MAC	3132X0ED9	40,000,000	1.22	1.22	0.00	0.00	124,893
Interest	6/19/2017	10/19/2017	Federal Agencies	FEDERAL FARM CREDIT BANK	3133EETS9	30,000,000	1.03	1.03	0.00	0.00	26,700

Investment Transactions

Pooled Fund

Transaction	Settle Date	Maturity	Type of Investment	Issuer Name	CUSIP	Par Value	Coupon	YTM	Price	Interest	Transaction
Interest	6/19/2017	7/19/2018	Federal Agencies	FEDERAL FARM CREDIT BANK	3133EGBQ7	25,000,000	1.13	1.13	0.00	0.00	24,403
Interest	6/19/2017	7/19/2018	Federal Agencies	FEDERAL FARM CREDIT BANK	3133EGBQ7	25,000,000	1.13	1.13	0.00	0.00	24,403
Interest	6/19/2017	12/19/2017	Negotiable CDs	ROYAL BANK OF CANADA NY	78009NM60	50,000,000	1.45	1.45	0.00	0.00	183,489
Interest	6/20/2017	6/20/2018	Federal Agencies	FEDERAL FARM CREDIT BANK	3133EGGC3	25,000,000	1.13	1.13	0.00	0.00	24,325
Interest	6/20/2017	8/20/2019	Federal Agencies	FEDERAL FARM CREDIT BANK	3133EGX67	50,000,000	1.13	1.13	0.00	0.00	48,650
Interest	6/20/2017	12/20/2017	Negotiable CDs	ROYAL BANK OF CANADA NY	78009NS56	50,000,000	1.27	1.27	0.00	0.00	51,150
Interest	6/21/2017	12/21/2020	Federal Agencies	FEDERAL FARM CREDIT BANK	3133EGX75	50,000,000	1.20	1.20	0.00	0.00	51,664
Interest	6/21/2017	3/21/2018	Public Time Deposits	TRANS-PAC NATIONAL BK	PP9F2HFF8	240,000	1.28	1.28	0.00	0.00	808
Interest	6/22/2017	6/22/2018	Federal Agencies	FARMER MAC	3132X0LZ2	25,000,000	1.07	1.07	0.00	0.00	23,033
Interest	6/22/2017	3/22/2018	Federal Agencies	FEDERAL FARM CREDIT BANK	3133EEN71	50,000,000	1.05	1.06	0.00	0.00	44,990
Interest	6/22/2017	6/22/2018	Federal Agencies	FREDDIE MAC	3134G9RZ2	8,950,000	1.00	1.00	0.00	0.00	44,750
Interest	6/23/2017	8/23/2017	Federal Agencies	FEDERAL FARM CREDIT BANK	3133EEFX3	50,000,000	1.07	1.07	0.00	0.00	45,945
Interest	6/23/2017	9/23/2019	Federal Agencies	FREDDIE MAC	3134GAHR8	25,000,000	1.00	1.00	0.00	0.00	62,500
Interest	6/24/2017	7/24/2017	Federal Agencies	FEDERAL FARM CREDIT BANK	3133ECV92	50,000,000	1.07	1.07	0.00	0.00	46,043
Interest	6/24/2017	12/24/2020	Federal Agencies	FEDERAL FARM CREDIT BANK	3133EFTX5	100,000,000	1.36	1.36	0.00	0.00	117,059
Interest	6/25/2017	1/25/2021	Federal Agencies	FEDERAL FARM CREDIT BANK	3133EG4T9	20,000,000	1.18	1.18	0.00	0.00	20,384
Interest	6/25/2017	1/25/2021	Federal Agencies	FEDERAL FARM CREDIT BANK	3133EG4T9	20,000,000	1.18	1.18	0.00	0.00	20,384
Interest	6/25/2017	2/25/2019	Federal Agencies	FEDERAL FARM CREDIT BANK	3133EGBU8	50,000,000	1.20	1.20	0.00	0.00	51,605
Interest	6/26/2017	9/25/2017	Negotiable CDs	BANK OF NOVA SCOTIA HOUS	06417HUR5	50,000,000	1.42	1.42	0.00	0.00	179,837
Interest	6/26/2017	3/26/2018	Federal Agencies	FEDERAL FARM CREDIT BANK	3133EEQ86	50,000,000	1.09	1.15	0.00	0.00	131,708
Interest	6/26/2017	3/26/2018	Federal Agencies	FEDERAL FARM CREDIT BANK	3133EEQ86	50,000,000	1.09	1.15	0.00	0.00	131,708
Interest	6/26/2017	3/26/2018	Federal Agencies	FEDERAL FARM CREDIT BANK	3133EFWG8	25,000,000	1.19	1.21	0.00	0.00	25,677
Interest	6/26/2017	1/26/2018	Supranationals	INTL BK RECON & DEVELOP	45905UXQ2	25,000,000	1.15	1.15	0.00	0.00	24,750
Interest	6/28/2017	9/28/2020	Federal Agencies	FEDERAL HOME LOAN BANK	3130A9FR7	103,500,000	1.19	1.19	0.00	0.00	106,415
Interest	6/28/2017	12/28/2017	Negotiable CDs	WESTPAC BANKING CORP NY	96121T2D9	50,000,000	1.55	1.55	0.00	0.00	62,585
Interest	6/29/2017	1/29/2018	Negotiable CDs	BANK OF MONTREAL CHICAGO	06427KY84	25,000,000	1.19	1.19	0.00	0.00	24,871
Interest	6/29/2017	6/29/2018	Federal Agencies	FREDDIE MAC	3134G9UY1	25,000,000	1.00	1.00	0.00	0.00	125,000
Interest	6/29/2017	6/29/2018	Federal Agencies	FREDDIE MAC	3134G9UY1	25,000,000	1.00	1.00	0.00	0.00	125,000
Interest	6/30/2017	6/30/2020	Federal Agencies	FANNIE MAE	3136G3TG0	15,000,000	1.15	1.15	0.00	0.00	86,250
Interest	6/30/2017	7/1/2017	Money Market Funds	FIDELITY INST GOV FUND	31607A703	176,294,704	0.75	0.75	0.00	0.00	93,600
Interest	6/30/2017	7/1/2017	Money Market Funds	MORGAN STANLEY INST GOVT	61747C707	125,534,820	0.74	0.74	0.00	0.00	31,830
Subtotals						\$3,228,357,525	1.12	1.12	\$ -	\$ -	\$ 6,303,757

Grand Totals	88 Purchases
	(8) Sales
	(98) Maturities / Calls
	(18) Change in number of positions

Attachment 2

Debt Expenditure Report

Transaction Summary for Period April 10, 2017 through June 30, 2017

Debt Proceeds		
Funds Borrowed on April 10, 2017		\$ 46,000,000
Earned Interest		\$ 12,445
Total Funds Available		\$ 46,012,445
Sponsor	Bond-Eligible Reimbursement Requests Paid	Total Amount
SFMTA	Motor Coach Procurement ¹	\$ 31,388,130
SFMTA	Radio Communications System & CAD Replacement ¹	\$ 4,469,927
SFMTA	Van Ness Bus Rapid Transit	\$ 2,288,148
SFMTA	Light Rail Vehicle Procurement ¹	\$ 1,763,385
TJPA	Transbay Transit Center	\$ 1,137,157
SFMTA	Green Light Rail Center Track Replacement	\$ 1,000,447
SFMTA	1570 Burke Avenue Facility Renovation	\$ 778,830
SFMTA	SFgo	\$ 597,104
SFMTA	Franklin and Divisadero Signals Upgrade	\$ 554,744
SFMTA	Central Control & Communications (C3) Program	\$ 502,281
SFMTA	Balboa Park Station Area and Plaza Improvements	\$ 450,677
SFPW	Potrero Avenue Pavement Renovation	\$ 357,700
SFPW	Ingalls and Industrial Streets Pavement Renovation	\$ 281,216
SFMTA	33-Stanyan Phase 2 Overhead Contact System	\$ 270,345
SFMTA	Replace 60 New Flyer 60-Foot Trolley Coaches ¹	\$ 172,354
Total		\$ 46,012,445
Remaining Balance		\$ 0
¹ Major Cash Flow Drivers		