



RESOLUTION ALLOCATING \$3,257,155 IN PROP K SALES TAX FUNDS, WITH CONDITIONS, AND \$140,000 IN PROP AA VEHICLE REGISTRATION FEE FUNDS FOR SEVEN REQUESTS

WHEREAS, The Transportation Authority received seven requests including five requests for a total of \$3,257,155 in Prop K local transportation sales tax funds and two requests for a total of \$140,000 in Prop AA vehicle registration fee funds, as summarized in Attachments 1 and 2 and detailed in the enclosed allocation request forms; and

WHEREAS, The requests seek funds from the following Prop K Expenditure Plan categories: Street Repair and Cleaning Equipment, Pedestrian and Bicycle Facility Maintenance, Traffic Calming, Tree Planting and Maintenance, and from the Pedestrian Safety category of the Prop AA Expenditure Plan; and

WHEREAS, As required by the voter-approved Expenditure Plans, the Transportation Authority Board has adopted a Prop K or Prop AA 5-Year Prioritization Program (5YPP) for each of the aforementioned Expenditure Plan programmatic categories; and

WHEREAS, All of the requests are consistent with the relevant 5YPPs for their respective categories; and

WHEREAS, After reviewing the requests, Transportation Authority staff recommended allocating a total of \$3,537,155 in Prop K funds, with conditions, and \$140,000 in Prop AA funds for seven projects, as described in Attachment 3 and detailed in the enclosed allocation request forms, which include staff recommendations for Prop K and Prop AA allocation amounts, required deliverables, timely use of funds requirements, special conditions, and Fiscal Year Cash Flow Distribution Schedules; and

WHEREAS, There are sufficient funds in the Capital Expenditures line item of the Transportation Authority's approved Fiscal Year 2019/20 budget to cover the proposed actions; now, therefore, be it

RESOLVED, That the Transportation Authority hereby allocates \$3,257,155 in Prop K funds, with conditions, and \$140,000 in Prop AA funds as summarized in Attachment 3 and detailed in the enclosed allocation request forms; and be it further

RESOLVED, That the Transportation Authority finds the allocation of these funds to be in conformance with the priorities, policies, funding levels, and prioritization methodologies established in the Prop K and Prop AA Expenditure Plans, the Prop K Strategic Plan, the Prop



AA Strategic Plan, and the relevant 5YPPs; and be it further

RESOLVED, That the Transportation Authority hereby authorizes the actual expenditure (cash reimbursement) of funds for these activities to take place subject to the Fiscal Year Cash Flow Distribution Schedules detailed in the enclosed allocation request forms; and be it further

RESOLVED, That the Capital Expenditures line item for subsequent fiscal year annual budgets shall reflect the maximum reimbursement schedule amounts adopted and the Transportation Authority does not guarantee reimbursement levels higher than those adopted; and be it further

RESOLVED, That as a condition of this authorization for expenditure, the Executive Director shall impose such terms and conditions as are necessary for the project sponsors to comply with applicable law and adopted Transportation Authority policies and execute Standard Grant Agreements to that effect; and be it further

RESOLVED, That as a condition of this authorization for expenditure, the project sponsors shall provide the Transportation Authority with any other information it may request regarding the use of the funds hereby authorized; and be it further

RESOLVED, That the Capital Improvement Program of the Congestion Management Program, the Prop K and Prop AA Strategic Plans, and the relevant 5YPPs are hereby amended, as appropriate.

Attachments:

1. Attachment 1 -Summary of Requests
2. Attachment 2 - Project Description
3. Attachment 3 - Staff Recommendation
4. Attachment 4 - Prop K/AA Allocation Summary

Enclosure: Allocation Request Forms (7)



**San Francisco
County Transportation
Authority**

BD051220

RESOLUTION NO. 20-53

The foregoing Resolution was approved and adopted by the San Francisco County Transportation Authority at a regularly scheduled meeting thereof, this 19th day of May, 2020, by the following votes:

Ayes: Commissioners Fewer, Haney, Mandelman, Mar, Peskin, Preston, Ronen, Safai, Stefani, Walton, and Yee (11)

Nays: (0)

Absent: (0)

A handwritten signature in blue ink, appearing to read 'Aaron Peskin'.

5-22-20

Aaron Peskin
Chair

Date

ATTEST:

A handwritten signature in black ink, appearing to read 'Tilly Chang'.

5/25/20

Tilly Chang
Executive Director

Date

Attachment 1: Summary of Requests Received

							Leveraging			
Source	EP Line No./ Category ¹	Project Sponsor ²	Project Name	Current Prop K Request	Current Prop AA Request	Total Cost for Requested Phase(s)	Expected Leveraging by EP Line ³	Actual Leveraging by Project Phase(s) ⁴	Phase(s) Requested	District(s)
Prop K	35	SFPW	Street Repair and Cleaning Equipment	\$ 871,364		\$ 871,364	29%	0%	Construction	Citywide
Prop K	37	SFPW	Public Sidewalk and Curb Repair	\$ 584,632		\$ 888,631	48%	34%	Construction	Citywide
Prop K	38	SFMTA	Application-Based Traffic Calming Program - FY19/20 Cycle Design	\$ 141,836		\$ 141,836	51%	0%	Design	Citywide
Prop K	38	SFMTA	Application-Based Traffic Calming Program - FY20/21 Cycle Planning	\$ 220,387		\$ 220,387	51%	0%	Planning	Citywide
Prop K	42	SFPW	Tree Planting and Establishment	\$ 1,438,936		\$ 1,438,936	57%	0%	Construction	Citywide
Prop AA	Ped	SFPW	Western Addition Pedestrian Lighting		\$ 60,000	\$ 60,000	NA	0%	Design	5
Prop AA	Ped	SFPW	Potrero Gateway Loop Pedestrian Safety Improvements		\$ 80,000	\$ 360,000	NA	78%	Design	10
TOTAL				\$ 3,257,155	\$ 140,000	\$ 3,981,154	48%	8%		

Attachment 1: Summary of Requests Received

Footnotes

¹ "EP Line No./Category" is either the Prop K Expenditure Plan line number referenced in the 2019 Prop K Strategic Plan or the Prop AA Expenditure Plan category referenced in the 2017 Prop AA Strategic Plan, including: Street Repair and Reconstruction (Street), Pedestrian Safety (Ped), and Transit Reliability and Mobility Improvements (Transit).

² Acronyms: SFMTA (San Francisco Municipal Transportation Agency); SFPW (San Francisco Public Works)

³ "Expected Leveraging By EP Line" is calculated by dividing the total non-Prop K funds expected to be available for a given Prop K Expenditure Plan line item (e.g. Pedestrian Circulation and Safety) by the total expected funding for that Prop K Expenditure Plan line item over the 30-year Expenditure Plan period. For example, expected leveraging of 90% indicates that on average non-Prop K funds should cover 90% of the total costs for all projects in that category, and Prop K should cover only 10%.

⁴ "Actual Leveraging by Project Phase" is calculated by dividing the total non-Prop K or non-Prop AA funds in the funding plan by the total cost for the requested phase or phases. If the percentage in the "Actual Leveraging" column is lower than in the "Expected Leveraging" column, the request (indicated by yellow highlighting) is leveraging fewer non-Prop K dollars than assumed in the Expenditure Plan. A project that is well leveraged overall may have lower-than-expected leveraging for an individual or partial phase.

Attachment 2: Brief Project Descriptions ¹

EP Line No./ Category	Project Sponsor	Project Name	Prop K Funds Requested	Prop AA Funds Requested	Project Description
35	SFPW	Street Repair and Cleaning Equipment	\$ 871,364	\$ -	Purchase 3 pieces of street repair and cleaning equipment to replace equipment that has exceeded its useful life, including 1 truck-mounted loader, 1 10-wheel dump truck, and 1 backhoe/ loader. All requested equipment is California Air Resources Board compliant and meet current emissions standards. SFPW expects to receive and place in service all three vehicles by June 2021.
37	SFPW	Public Sidewalk and Curb Repair	\$ 584,632	\$ -	SFPW is responsible for repairing sidewalks around City-maintained trees, adjacent to City properties, and at the angular returns of all intersections. Requested funds will be used to repair non tree-related damage to public sidewalks, curb and gutters, and angular returns at approximately 600 locations. A portion of the Tree Maintenance Fund established by Prop E (2016) will be used to repair sidewalks damaged by City-maintained trees. SFPW expects all repairs funded by this request to be done by June 2021. Members of the public can request sidewalk repairs by calling 311.
38	SFMTA	Application-Based Traffic Calming Program - FY19/20 Cycle Design	\$ 141,836	\$ -	Design 47 traffic calming projects on residential streets as identified, evaluated and ranked through the program's Fiscal Year 2019/20 cycle (applications were due in June 2019). See page E4-44 of the enclosure for lists of requested and approved locations. The projects involve approximately 92 individual traffic calming measures, including speed humps, speed cushions, traffic islands and raised crosswalks. SFMTA will request future Prop K funds for the construction phase, with projects anticipated to be open for use by June 2022.
38	SFMTA	Application-Based Traffic Calming Program - FY20/21 Cycle Planning	\$ 220,387	\$ -	<p>Project includes citywide program outreach as well as evaluation and prioritization of all eligible traffic calming applications received by June 30, 2020. Scope includes recommendations for traffic calming measures (e.g. traffic islands, speed humps raised crosswalks), community balloting and targeted community outreach where needed, and conceptual engineering of traffic calming measures at approximately 50 locations. SFMTA will request future Prop K funds for the design and construction phases, with projects open for use by December 2023.</p> <p>Members of the public can find the residential traffic calming application at www.sfmta.com/calming. Due to the shelter-in-place and social distancing orders, for this application cycle SFMTA will waive the application requirement of a petition signed by at least 20 neighbors from separate households on a block (or 50% of households if there are fewer than 40 addresses on the block).</p>

Attachment 2: Brief Project Descriptions ¹

EP Line No./ Category	Project Sponsor	Project Name	Prop K Funds Requested	Prop AA Funds Requested	Project Description
42	SFPW	Tree Planting and Establishment	\$ 1,438,936	\$ -	SFPW and its community partners will plant approximately 631 trees and water them regularly for three years to ensure successful establishment. Once established, these trees will be maintained with funds from the Tree Maintenance Fund. To identify priority planting sites, SFPW will use data from the comprehensive street tree census, which identified all street trees in the public right-of-way as well as existing empty basins and potential new planting sites, and will focus on areas with the greatest number of existing empty tree wells and the lowest canopy coverage. Plantings will be complete by June 2021. Members of the public can request a tree planting by calling 311.
Ped	SFPW	Western Addition Pedestrian Lighting	\$ -	\$ 60,000	Requested funds are for the design phase of new pedestrian-scale lighting on McAllister Street, between Fillmore and Webster Streets, and additional lighting fixtures on Fillmore Street, between Golden Gate Avenue and Turk Street. This project will improve pedestrian safety, enhance community connections to recreational spaces and the overall walkability of community-identified priority streets in the Western Addition by installing additional pedestrian lights, pullboxes, conduit, PG&E service and tree-trimming as required for the lights. This project implements recommendations from the Western Addition Community Based Transportation Plan which was funded with NTIP planning funds. The design phase is expected to be completed by December 2020.
Ped	SFPW	Potrero Gateway Loop Pedestrian Safety Improvements	\$ -	\$ 80,000	Prop AA funds are requested for the design phase of this project, which will revitalize and reconnect the Potrero Hill neighborhood separated by US 101. The project will create a gateway and provide a safe passageway under the freeway overpass along 17th Street from Vermont Street to San Bruno Avenue and along Vermont Street and San Bruno Avenue between 17th and Mariposa Streets, locations on San Francisco's High Injury Network. The project will improve pedestrian, bicyclist, and motorist safety by widening sidewalks, constructing corner bulbouts, enhancing bike lanes, installing new street trees and rain gardens, and with roadway and parking modifications. The design phase is expected to be completed by June 2021. Prop AA funds for the construction phase (subject of a future funding request) will leverage Eastern Neighborhoods impact fees and a grant from the state Affordable Housing and Sustainable Communities program.
TOTAL			\$3,257,155	\$140,000	

¹ See Attachment 1 for footnotes.

Attachment 3: Staff Recommendations ¹

EP Line No./ Category	Project Sponsor	Project Name	Prop K Funds Recommended	Prop AA Funds Recommended	Recommendations
35	SFPW	Street Repair and Cleaning Equipment	\$ 871,364	\$ -	
37	SFPW	Public Sidewalk and Curb Repair	\$ 584,632	\$ -	
38	SFMTA	Application-Based Traffic Calming Program - FY19/20 Cycle Design	\$ 141,836	\$ -	Special Condition: Prior to requesting funds for construction of this project (anticipated spring 2021), SFMTA shall provide a memo describing the status of implementing residential traffic calming measures funded through prior Prop K allocations, including percent complete, anticipated open for use date, and strategies to accelerate project delivery, including the potential for contracting work.
38	SFMTA	Application-Based Traffic Calming Program - FY20/21 Cycle Planning	\$ 220,387	\$ -	
42	SFPW	Tree Planting and Establishment	\$ 1,438,936	\$ -	
Ped	SFPW	Western Addition Pedestrian Lighting	\$ -	\$ 60,000	
Ped	SFPW	Potrero Gateway Loop Pedestrian Safety Improvements	\$ -	\$ 80,000	
TOTAL			\$3,257,155	\$140,000	

¹ See Attachment 1 for footnotes.

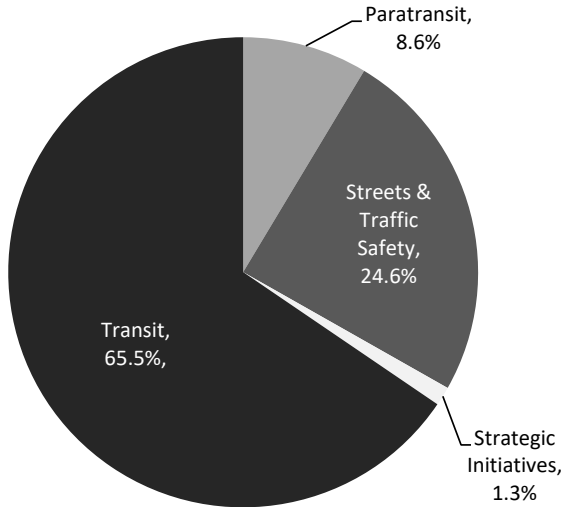
Attachment 4.
Prop K Allocation Summary - FY2020/21
Prop AA Allocation Summary - FY 2019/20

PROP K SALES TAX

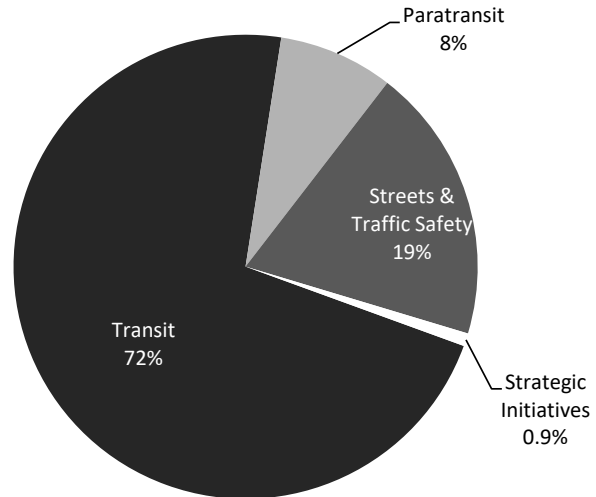
FY2020/21	Total	FY 2020/21	FY 2021/22	FY 2022/23	FY 2023/24	FY 2024/25	FY 2025/26
Prior Allocations	\$ -	\$ -	\$ -	\$ -	\$ -	\$ -	\$ -
Current Request(s)	\$ 3,257,155	\$ 2,821,473	\$ 435,682	\$ -	\$ -	\$ -	\$ -
New Total Allocations	\$ 3,257,155	\$ 2,821,473	\$ 435,682	\$ -	\$ -	\$ -	\$ -

The above table shows maximum annual cash flow for all FY 2020/21 allocations and appropriations approved to date, along with the current recommended allocation(s).

**Investment Commitments,
per Prop K Expenditure Plan**



Prop K Investments To Date

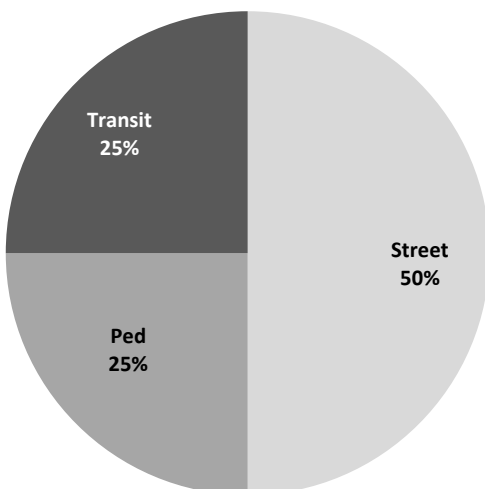


PROP AA VEHICLE REGISTRATION FEE

FY2019/20	Total	FY 2019/20	FY 2020/21	FY 2021/22	FY 2022/23
Prior Allocations	\$ 7,236,156	\$ 2,365,202	\$ 3,577,588	\$ 1,293,366	\$ -
Current Request(s)	\$ 140,000	\$ 15,000	\$ 125,000	\$ -	\$ -
New Total Allocations	\$ 7,376,156	\$ 2,380,202	\$ 3,702,588	\$ 1,293,366	\$ -

The above table shows total cash flow for all FY 2019/20 allocations approved to date, along with the current recommended allocation(s).

**Investment Commitments, per Prop AA
Expenditure Plan**



Prop AA Investments To Date

